

HEAVY DUTY

Jefferson Mobile Tool And Parts Trolley with Sliding Lid And Drawers



WARNING!

Read carefully and understand all ASSEMBLY AND OPERATION INSTRUCTIONS before operating.
Failure to follow the safety rules and other basic safety precautions may result in serious personal injury.

GENERAL INFORMATION

Save these instructions. For your safety, read, understand, and follow the information provided with and on this device before using. The owner and/or operator shall have an understanding of the device, its operating characteristics and safety operating instructions before operating the equipment.

PRODUCT DESCRIPTION

158kg Tool Cart used for strong and transporting hand tools or the like. The top side work surface slides horizontally to open the storage compartment directly below. This storage compartment coupled with the additional 2 tool drawers gives the user plenty of tool storage with ease of mobility.

PREPARATION

- Reference Assembly Instructions below.
1. Sliding top must be open in order to open the tool drawers. Close sliding top to lock two drawers.
 2. Only one drawer can be pulled out at a time.
 3. Load capacity: (158kg)

NEVER EXCEED THE LOAD CAPACITY. THE RESULT COULD CAUSE DAMAGE TO THE UNIT AND/OR SERIOUS INJURY

SPECIFICATIONS

Model	Capacity	Length	Width	Height	Weight
JEFFTROL03	158KG	787.4MM	355MM	838MM	27.6KG

WARNING

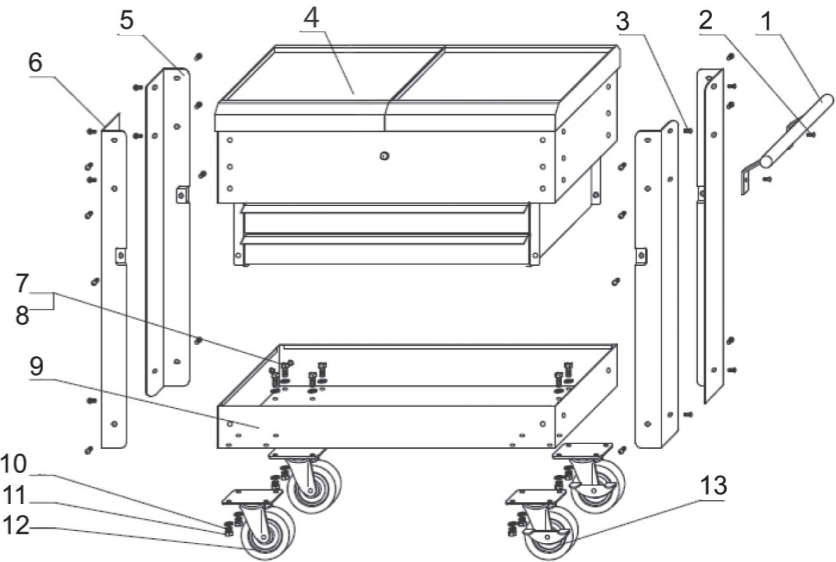
- Study, understand, and follow all instructions before operating this device.
- Do not exceed rated capacity.
- Use only on hard, level surface.
- No alterations shall be made to this product.
- Failure to heed these markings may result in personal injury and/or property damage.

ASSEMBLY INSTRUCTIONS

1. With the tool storage box upside down, attach legs at the four corners with the supplied hardware.
2. With the system still upside down, attach base to the opposite side of the four legs with the supplied hardware.
3. Rotate the assembly on to one side making the legs point parallel to the ground.
4. Attach casters to the bottom of the frame with the supplied hardware. (Note: casters w/ brake-2 pos. item 13)
5. Rotate the assembly upright.
6. Ensure that all fasteners are tight.

**Figure 1 -
Assembly Parts Breakdown**

No.	Description	Qty.
1	Handle	1
2	Screw M6 X 16 (For Handle #1)	2
3	Screw M6 X 12	26
4	Top Tray	1
5	Leg	2
6	Leg	2
7	Bolt M8 X 16	16
8	Washer 8	32
9	Bottom Tray	1
10	Washer 8	16
11	Nut 8	16
12	Casters	2
13	Casters with Brake	2



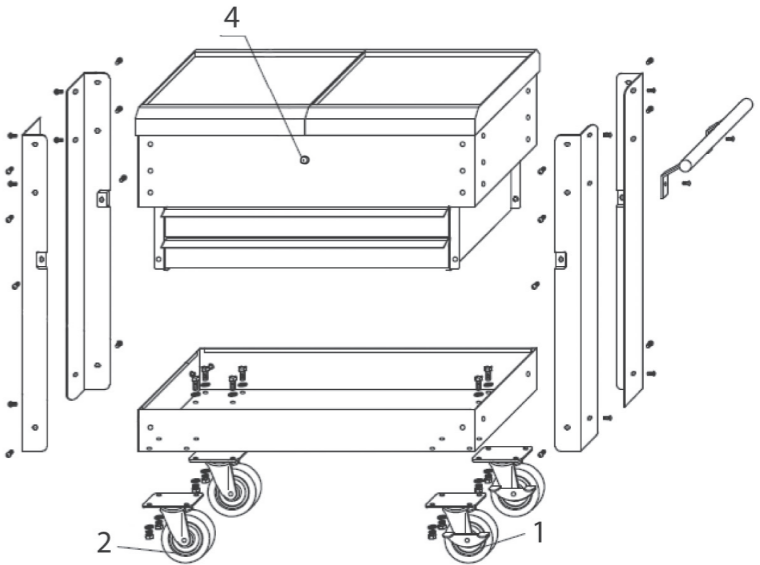
REPLACEMENT PARTS

Not all components of the lift are replacement items, but are illustrated as a convenient reference of location and position in the assembly sequence. When ordering parts, give model number, part number and description below.

Jefferson Professional Tools & Equipment 24 Lisgorgan Lane, Upperlands, BT46 5TE
Tel: +44 (0)1244 646 048 (UK)+353 (0)1473 0300 (ROI) Email: info@jeffersonstools.com

**Figure 2 -
Replacement Parts**

No.	Description	Qty.
1	Casters with Brake	2
2	Casters	2
-	Hardware Kit	-
4	Key and Lock Assembly	1

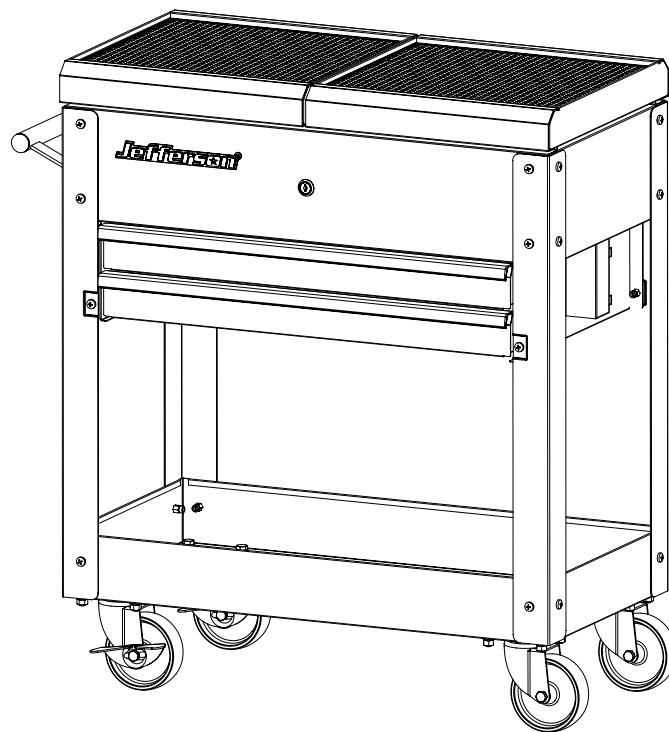


2 years Warranty

Jefferson Tools makes every effort to assure that its products meet high quality and durability standards, and warrants to the original purchaser that this product is free from defects in materials and workmanship for the period of 2 years from the date of purchase. This warranty does not apply to damage due directly or indirectly, to misuse, abuse, negligence or accidents, repairs or alterations outside our facilities, criminal activity, improper installation, normal wear and tear, or to lack of maintenance. We shall in no event be liable for death, injuries to persons or property, or for incidental, contingent, special or consequential damages arising from the use of our product.

THIS WARRANTY IS EXPRESSLY IN LIEU OF ALL OTHER WARRANTIES, EXPRESS OR IMPLIED, INCLUDING THE WARRANTIES OF MERCHANTABILITY AND FITNESS. To take advantage of this warranty, the product or part must be returned to us with transportation charges prepaid. Proof of purchase date and an explanation of the complaint must accompany the merchandise.

If our inspection verifies the defect, we will either repair or replace the product at our election or we may elect to refund the purchase price if we cannot readily and quickly provide you with a replacement. We will return repaired products at our expense, but if we determine there is no defect, or that the defect resulted from causes not within the scope of our warranty, then you must bear the cost of returning the product. This warranty gives you specific legal rights and you may also have other rights which vary from state to state.



Jefferson[®] **PROFESSIONAL**
PROFESSIONAL TOOLS & EQUIPMENT

Jefferson Professional Tools & Equipment
24 Lisgorgan Lane, Upperlands, BT46 5TE

Tel: +44 (0)1244 646 048 (UK)
+353 (0)1473 0300 (ROI)

Email: info@jeffersonstools.com