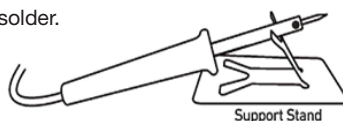
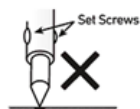


INSTRUCTIONS.

- Plug Soldering Iron into a 230V outlet.
- Place Soldering Iron on metal stand (included).
- Allow Soldering Iron to warm to normal operating temperature (3-5 minutes).
- Hold tip of Soldering iron to the material to be soldered.
- Allow material to heat to a degree warm enough to melt solder.
- Touch solder to the material and let material absorb melted solder.
- Allow Soldering Iron to cool.
- Unplug soldering iron.

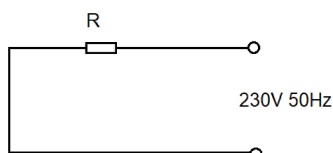


CAUTION.

- Use the soldering iron holder to avoid fires.
- Keep out of reach of children.
- Do not use if power cord appears to be damaged, as fires may occur.
- Use correct voltage only.
- Do not use near water or in humidity areas, as electric shock could occur.
- Insert plug into electrical outlet completely to ensure sufficient current.
- Tip may still be hot after use. Allow to cool sufficiently before touching or storing, as fire could occur.



CIRCUIT DIAGRAM.



EC Declaration of Conformity.

We, Jefferson Professional Tools & Equipment, as the authorised European Community representative of the manufacturer, declare that the following equipment conforms to the requirements of the following:



EMC COMPATIBILITY STANDARD

EN IEC 55014-1:2021
EN IEC 55014-2:2021
EN IEC 6100-3-2:2019/A1:2021
EN IEC 61000-3-3:2013?A2:2021

Notified Body:

TÜV SÜD Product Service GmbH, Certification Body ,
Ridlerstraße 65, 80339 Munich ,Germany

Declaration of Conformity.

We, Jefferson Professional Tools & Equipment, as the authorised UK Community representative of the manufacturer, declare that the following equipment conforms to the requirements of the following:



**ELECTRICAL EQUIPMENT SAFETY
REGULATIONS STANDARD:**

EN 60335-2-45:2002/A1:2021
EN 60335-1:2012/A15:2021
EN62233:2008

Notified Body:

TÜV SÜD Certification and Testing (China) Co.,
Ltd. Floor 1-4, Building B, No.37, Tuanjie Road,
Wuxi, Jiangsu, P.R. China

Product Name:

Jefferson 80W Soldering Iron
JEFIRSOL80W

Signed by:

Stephen McIntyre
29 June 2023


Operations Manager

**Name and address of manufacturer or
authorised representative**

Jefferson Professional Tools & Equipment
24 Lisgorgan Lane, Upperlands, BT46 5TE

Tel: +44 (0)1244 646 048 (UK)
+353 (0)1473 0300 (ROI)

Email: info@jeffersonstools.com