

Jefferson®

PROFESSIONAL TOOLS & EQUIPMENT



MITRE SAWS
PAGE 57



CABLE REELS
FROM PAGE 144



DYNAMO
JUMP STARTERS
PAGE 147

INFRARED HEATERS
PAGE 85



PROFESSIONAL
STORAGE SOLUTIONS
FROM PAGE 206



HANDHELD
LIGHTING
FROM PAGE 128

AUTUMN **WINTER** 2025-2026

PRODUCT CATALOGUE

AS THE SEASONS SHIFT AND THE DAYS GROW SHORTER, PREPARATION BECOMES ESSENTIAL.

Here at Jefferson Tools, we understand the challenges that autumn and winter can bring, and this latest catalogue is designed to help you stay ready for whatever lies ahead.

Longer nights call for brighter, more reliable lighting solutions – whether on-site, at home or on the go. That's why we have expanded our HyperBeam range of powerful and energy-efficient lights, ensuring safety and productivity even after daylight fades.

FROM PAGE 126

**HYPER
BEAM™**



As the temperature drops, dependable heating becomes a necessity, not a luxury. Our variety of heaters have been built to deliver warmth and comfort in workshops, garages, warehouses and outdoor spaces, helping you keep working through the coldest months. We've extended our Inferno Infrared Oil Heater range with a 75,000 BTU option (page 85), providing another low noise, fuel efficient heating option.

FROM PAGE 83



CHECK OUT OUR PVC FLOORING INSTALLATION



PAGE 124

Power outages are a nightmare in the cold season, so don't get caught powerless in the event of a storm. Our trusted generators are here to keep you running without interruption.

FROM PAGE 136




Autumn/Winter also brings its share of unpredictable weather. Flooding and excess water can strike suddenly, so our robust water pumps are here to provide fast, effective recovery and peace of mind.

CHECK OUT THE GROWING RANGE ON PAGES 238 – 241



THE NEXT SIX MONTHS DEMAND RESILIENCE, RELIABILITY AND PREPARATION.
Jefferson Tools is proud to equip you with the right tools to face the season with confidence.

INTRODUCING OUR BRAND NEW JEFFERSON TOOLS WEBSITE



We're excited to announce the launch of our brand-new website, designed to make browsing the Jefferson Tools range of products faster, easier and more convenient.

WITH OUR NEW WEBSITE, YOU CAN:



Browse our full product range with downloadable specification sheets and product manuals



View the latest promotions including Tool Up!



Locate your nearest brand supplier



Enter our latest competitions



Register your purchases with our simple Warranty Registration Form



Connect with our professionals, whether you need product advice or more information on any product

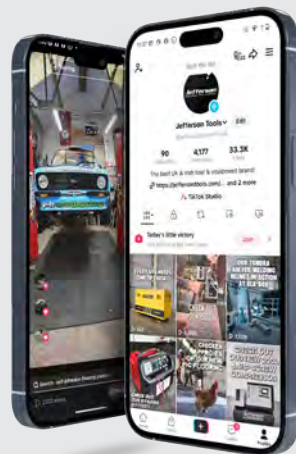


Event updates – tradeshows and events we are attending near you

VISIT **JEFFERSONTOOLS.COM**
TODAY AND EXPERIENCE THE
DIFFERENCE FOR YOURSELF.

@jeffersonstoolsofficial


WE'RE ON



Other social
media platforms



PROUD SPONSORS OF



OUR TRUSTED JEFFERSON BRANDS



LOOK OUT FOR ALL THE

NEW PRODUCTS

IN THE CATALOGUE

DRILL BITS & SETS



PAGE
67

PAGE
20

HOSE CLIPS



IMPACT BIT SETS



PAGE
72

PAGE
144

CASSETTE TYPE CABLE REELS



CABLE REELS



PAGE
144

OTHER NEW PRODUCTS:

20

Hose Clip Driver

25

Side Outlet Blow Gun

29

High Pressure Floor Pump

57

Mitre Saw Stand

67-68

Individual Drill Bits:
HSS, M35, M2 Reduced Shank

85

75,000BTU Infrared Oil Heater

99

Brass Hose & Tap Connectors

112

1.5 Tonne Trolley Jack

126

Headlamps

190

Extractor Sets

237-238

Hand Pump Sprayers

CONTENTS

AIR TOOLS

Air Hose	17-19
Air Kit	16
Blow Guns	24-25
Compressors	7-14
Compressor Oil	19
Compressor Spares	15
Die Grinder	27
Fittings	20-22
Hose Clips & Clip Driver	20
Hydraulic Riveters	26
Impact Sockets & Adaptors (Individuals & Sets)	31-37
Impact Wrenches	27
Lubricators	16
Paint Pot & Accessories	22
Palm Sander	27
Ratchet Wrench	27
Regulators	16
Spray Guns & Accessories	23-24
Suzis	16
Tyre Inflators	28-30

WELDING

Accessories	45-56
Air Fed Welding Helmet & Accessories	52-53
Brazing Kit	42
Curtains	49
Dinze Sockets	55
Earth Clamps	54
Earth Lead	54

PLASTERING TOOLS

PAGE
167

LIGHTING

PAGE
126-134

MITRE SAWS

PAGE
57

WELDING (CONT.)

Electrode Holders	54
Electrode Lead	54
Fittings	55
Gas	45
Gas Regulators	45-46
Gas Torch & Accessories	42-44
Gauges	56
Gauntlets	49
Helmets	50-53
Magnetic Clamps	56
MIG Torches & Consumables	47-48
Panel Sockets	55
Plasma Cutters & Accessories	41
Soldering Mat	42
Welders	38-40
Welding Magnets	56
Welding Rods	46
Welding Tools	56
Welding Wire	46

POWER TOOLS

Bandsaws	76-77
Belt Finishers	78
Bench Drills	64
Bench Grinders & Stand	75
Bit Holders	73-74
Bit Sets	71
Box Cutter	67
Burrs	66
Cement Mixers & Accessories	79-80
Chop Saw	59
Chucks & Adaptors	64
Core Drill Bits	62
Counter Sinks	66
Cut Off Saws	58
Drill Bits & Sets	67-70
Hand Mixer & Accessories	79-80
Heat Guns & Accessories	78
Holesaw Sets & Accessories	74
Impact Bits & Accessories	72-73
Magnetic Drills & Accessories	60-62
Mitre Saws & Stand	57
Morse Tapers	64
Multi-Tool Blades	63
Pillar Drills	65
Pin Spanner	74
Planer Blades	74
Power Bit Sets	73
Quick Nuts	74
SDS Bits & Chisels	70
Slagger Bits	60-62
Socket Adaptors	73-74
Step Drills & Sets	66
TCT Blades	58
Vacuums	81-82

HEATING & COOLING

Air Conditioners	89
Fans	87-88
Heaters	83-86

PRESSURE WASHING

Accessories	95-100
Fittings	98
Hose Reel & Cart	100
Lances & Accessories	95-98
Pressure Washers	90-94
Surface Cleaners	95
Water Hose, Connectors & Accessories	99-100

ACCESS EQUIPMENT

Fibreglass Stepladders	102-103
Multi-Purpose Ladders	101-102
Platforms	104
Roof Rack Ladder Clamps	105
Scaffolding Towers	106-108
Telescopic Ladders	105

AUTOMOTIVE & WORKSHOP

Axle Stands	109, 111, 113-114
Bottle Jacks	115
Creepers	122
Engine Cranes	117
Heel & Toe Jacks	116
Induction Heater & Accessories	121
Magnetic Pickup Tool	123
Magnetic Trays & Holders	123
Magnetic Spray Gun Holder	123
Mechanics Seats	122
Oil Filter Strap Wrenches	121
Parts Washer	125
Pipe Benders	117

AUTOMOTIVE & WORKSHOP (CONT.)

Porta Powers	119
Pullers & Sets	119-121
PVC Floor Tiles	124
Shop Presses	112
Transmission Jacks	116
Trolley Jacks	109-110, 112-113
Wheel Nut Wrench Set	123
Wheel Skates	114

LIGHT & POWER

Battery Chargers & Conditioners	146-147
Booster Cables	146
Cable Reels	143-144
Generators	136-141
Headlamps	126
Inspection Lamps	129-132
Jump Starters	147-149
Plugs & Sockets	142
PTO Generators	141
Site Lights	134-135
Spotlights	133
Starter Chargers	148
Throw Leads	143
Torches	128-132
Transformers	145
Lighting	126-135
Work Lights	128-131

HAND TOOLS

Adjustable Quick Squares	184
Adjustable Wrenches	160
Axes / Hatchets	166
Bolt / Cable Cutters	170
Box Cutter	177
Breaker Bars	155
Caulking Guns	176
Chainsaw Sharpening Kit	174
Chisels	174-175
Circclip Pliers	163
Clamp Meters	186
Clamps	170-172
Combination Squares	184
Crimping Sets	187
Drill Press Vices	172
Engineering Files	174
Engineering Squares	184
Extractor Sets	190
Fence Wire Strainer	164
Hacksaws	179
Hammers	165-166
Key Sets	193
Knives & Blades	177-179
Measuring	180-182
Moisture Meter	186
Multimeters	185
Paint Brushes	176
Pick & Hook Sets	193
Pipe Bender	161
Pipe Cutters	162
Pipe Wrenches	161
Plastering Tools	167
Pliers & Sets	163-164
Podger Spanners	158
Pry Bars & Sets	168-169
Punches	175
Ratchet Spanners & Sets	159-160
Razor Blades & Accessories	179
Riveters	176
Rules	181
Scrapers	179
Screwdrivers & Sets	191-192
Socket Ratchets	153
Socket Tester	185
Socket Sets	150-152
Soldering Iron & Accessories	187
Spanners & Sets	156-158
Spirit Levels	182-183
Spring Clamps	170
T-Bar Clamps	172
Tap & Die Sets	188-189
Tap & Drill Sets	188, 190
Thermometer	185
Thread Repair Kits	187
Tool Sets	194-195
Torque Wrenches	154-155
Vernier Calipers	181
Vice Grips	170
Vices	172-173
Voltage Testers	186
Wire Strippers	187
Wood Chisels	174
Wrecking Bars & Sets	169
Wrenches	160-161

STORAGE, LIFTING & TRANSPORT

Adjustable Work Table	201
Cargo Net	221
Chain Blocks	213
Electric Pallet Trucks	217
Hand Trucks & Spare Wheels	216
Hoists	212
Hydraulic Cylinders	213-214
Hydraulic Hand Pumps	213
Lever Blocks	213
Lift Tables	219
Magnetic Lifters	212
Mobile Workshop Trolleys	200-201, 218
Moving Skates	219
Pallet Truck	218
Plate Clamps	212
Ratchet Straps	220
Rucksack	197
Slings	222
Storage Bin Systems	197-198
Storage Cases	196, 198
Storage System	199
Straps	220-221
Tarpaulin	221
Telescopic Trestle	215
Tool Boxes	200
Tool Chests	202-209
Tool Sets	202-203
Trolleys	200-201, 215, 218
Truck / Site Boxes & Accessories	210-211

PERSONAL PROTECTION EQUIPMENT

Eye Protection	229
Face Protection	227
Gloves	223-226
Hearing Protection	227
Respiratory Masks & Accessories	228
Spray Suits	227

ABRASIVES

Cup Brushes	233
Cutting Discs	231
Diamond Blades	230
Emery Cloth Rolls	232
Flap Discs	232
Grinding Discs	231
Grinding Wheels	233
Poly Discs	232
Wire Brushes	233
Wire Wheel Brushes	233

FLUID & GREASE HANDLING

Drain Pan	236
Fluid Extraction Pumps	242
Fuel Handling	234-236
Fuel Nozzle	234
Fuel Pumps & Tanks	234-235
Funnels	235
Grease Gun Drill Attachment	243
Grease Guns & Accessories	243
Grease Pumps & Accessories	242
Hand Pump Sprayers	237-238
Jerry Cans & Spouts	236
Layflat Hose	240
Measuring Jugs	236
Oil Cans	242
Sewage Pumps	241
Spray Bottle	236
Water Pumps	238

GENERAL SUPPLIES

Anti Spatter	249
Buckets	247
Cable Ties	250
Circclips	246
Cleaners	249
Clips	245
Crimp Terminal Set	244
Fuse Sets	244
Galvanising Spray	248
Grease Nipples	244
Grease	249
Hand Cleaner	250
Heat Shrink Tubing	244
Lubricants	248
Oils	250
O-Rings	246
Pins	245
Rivet Nuts	244
Roll Pins	246
Seals	245
Springs	244
Spray Paint	247
Tubs	247

2HP COMPRESSORS

- Aluminium head with cast-iron cylinder
- Welded tank fully-compliant with the latest safety requirements
- Fitted with an automatic pressure cut-out switch with twin gauges displaying tank and working pressures
- Equipped with transportation handle, front rubber mounted feet and rear wheels to assist manoeuvrability

1.5 kW

DIRECT DRIVE

110V

16 AMP

230V

13 AMP



INCLUDES
REMOVABLE
HANDLE
FOR ADDED
ADAPTABILITY



PRODUCT	TANK CAPACITY	VOLTAGE	MOTOR	MAX. PRESSURE	AIR DISPLACEMENT	WEIGHT	PRICE EX. VAT
JEFLD2001-110	25L	110V	2HP / 1.5kW	8bar/116psi	191L/min / 7cfm	27.5kg	
1 JEFCD025L08B-230	25L	230V	2HP / 1.5kW	8bar/116psi	191L/min / 7cfm	27.5kg	
JEFLD2001-50110	50L	110V	2HP / 1.5kW	8bar/116psi	191L/min / 7cfm	36kg	
2 JEFCD050L08B-230	50L	230V	2HP / 1.5kW	8bar/116psi	191L/min / 7cfm	36kg	
3 JEFCD050L10B-230	50L	230V	2HP / 1.5kW	10bar/145psi	221L/min / 8cfm	36.8kg	

3HP V PUMP COMPRESSORS

- Aluminium head with cast-iron cylinders
- Direct-drive, V-twin pump assembly
- Welded tank fully-compliant with latest safety standards
- Automatic pressure cut-out switch with twin gauges displaying tank and working pressures
- Equipped with transportation handle, front rubber mounted feet and rear wheels for manoeuvrability

- Powder-coated finish on the tank provides protection against corrosion
- Guaranteed Sound Power: 97dB(A)
- Weight:
50L: 39kg
100L: 52kg



V-PUMP

DIRECT DRIVE

230V

13 AMP

2.2 kW



DISCOVER MORE



	JEFC050V08B-230E
Tank Capacity:	50L Tank
Voltage:	230V (13A)
Motor:	3HP / 2.2kW
Max Pressure:	8bar / 116psi
Air Displacement:	356L/min / 12.6cfm

PRICE EX.VAT

	JEFC100V08B-230E
Tank Capacity:	100L Tank
Voltage:	230V (13A)
Motor:	3HP / 2.2kW
Max Pressure:	8bar / 116psi
Air Displacement:	356L/min / 12.6cfm

PRICE EX.VAT

JEFFERSON® V PUMP COMPRESSORS SHOULD ONLY BE USED TO GENERATE LARGE VOLUMES OF AIR OVER SHORT PERIODS OF TIME

6.5HP 10 BAR PETROL COMPRESSORS

- Heavy-duty cylinders with alloy head
- Fitted with 2 robust rubber PU filled wheels and anti-vibration feet
- Runs on unleaded fuel
- Twin pressure gauges showing tank and working pressure
- Powder-coated tank
- Fuel tank: 3.6L

Both models include:
Regulator & complete wheel kit
WORTH



INDUSTRIAL

BELT DRIVE

4.8 kW

POWERED BY **Loncin**



	PRODUCT	TANK CAPACITY	MOTOR	MAX PRESSURE	AIR DISPLACEMENT	GUARANTEED SOUND POWER	WEIGHT	PRICE EX. VAT
1	JEFCIND50P-6.5	50L	6.5HP / 4.8kW	10bar / 145psi	480L/min / 16.9cfm	96dB LWA	73kg	
2	JEFCIND100P-6.5	100L	6.5HP / 4.8kW	10bar / 145psi	480L/min / 16.9cfm	96dB LWA	88kg	

100 LITRE 3HP 10 BAR COMPRESSOR

- Comes complete with pressure regulator
- Heavy-duty cylinders with alloy heads for improved heat dissipation
- Large and solid wheels for ease of mobility
- Front castor wheel 360° turn around
- Welded tank to comply with the latest safety requirements
- Powder coated tank
- Heavy duty electric motor single phase
- Twin pressure gauges show tank and working pressure
- Weight: 66kg

Includes:
Regulator & complete wheel kit
WORTH



100% COPPER GUARANTEED

FULL COPPER MOTOR, RATED S1-100% DUTY CYCLE

BELT DRIVE



	JEFC100L10B-230
Tank Capacity:	100L Tank
Voltage:	230V (13A)
Motor:	3HP / 2.2kW
Max Pressure:	10bar / 145psi
Air Displacement:	261L/min / 9.2cfm

230V 13 AMP 2.2 kW

PRICE EX. VAT

200 LITRE 3HP 10 BAR COMPRESSOR WITH SILENT CANOPY

- Heavy-duty cylinders with alloy heads for improved heat dissipation
- Comes complete with pressure regulator with moisture trap
- Large and solid wheels for ease of mobility
- Twin front castor wheel for improved stability and manoeuvrability
- Drive guards offer protection to the fly-wheel and belt assembly
- Powder-coated tank
- Twin pressure gauges showing tank and working pressure
- Guaranteed Sound Power Level: 75dB
- Weight: 127kg



BELT DRIVE



13 AMP

2.2 kW



DISCOVER MORE

	JEFC200L10B-230SC
Tank Capacity:	200L Tank
Voltage:	230V (13A)
Motor:	3HP / 2.2kW
Max Pressure:	10bar / 145psi
Air Displacement:	418L/min / 14.8cfm

PRICE EX.VAT

3HP 10 BAR COMPRESSORS

- Fitted with a heavy duty single-phase 3HP motor
- Heavy-duty cylinders with alloy heads for improved heat dissipation
- Comes complete with pressure regulator with moisture trap
- Large and solid wheels for ease of mobility
- Twin front castor wheel for improved stability and manoeuvrability
- Drive guards offer protection to the fly-wheel and belt assembly
- Powder-coated tank
- Twin pressure gauges showing tank and working pressure
- Dimensions:
150L: 1350 x 460 x 910mm
200L: 1385 x 498 x 1042mm



**Both models include:
Regulator & complete wheel kit
WORTH**

BOTH INCLUDE LEVER BALL VALVE
FOR CONNECTION TO TANK



**100%
COPPER
GUARANTEED**

FULL COPPER
MOTOR, RATED
S1-100%
DUTY CYCLE

BELT DRIVE



	PRODUCT	TANK CAPACITY	VOLTAGE	MOTOR	MAX PRESSURE	AIR DISPLACEMENT	WEIGHT	PRICE EX. VAT
1	JEFC150L10B-230	150L	230V (13A)	3HP / 2.2kW	10bar / 145psi	408L/min / 14.4cfm	102kg	
2	JEFC200L10B-230	200L	230V (13A)	3HP / 2.2kW	10bar / 145psi	408L/min / 14.4cfm	104kg	

200 LITRE 4HP 10 BAR COMPRESSOR

JEFCIND200L-4.0

- Heavy-duty cylinders with alloy heads for improved heat dissipation
- Full copper motor, rated s1-100% Duty cycle
- Pressure regulator with moisture trap
- Drive guards offer protection to the fly-wheel and belt assembly
- Powder-coated tank
- Twin pressure gauges showing tank and working pressure
- Pump Speed: 945rpm
- Cylinders: 3
- Guaranteed Sound Power: 96dB LWA
- Weight: 146kg
- Dimensions: 1365 x 477 x 1033mm

LIQUID
FILLED
PRESSURE
GAUGES



INCLUDES
AUTOMATIC
DRAIN
VALVE

INCLUDES 4X
ANTI-VIBRATION FEET



INDUSTRIAL

**100%
COPPER
GUARANTEED**

**BELT
DRIVE**

230V 16 AMP 3.0 kW

PRICE EX. VAT

	JEFCIND200L-4.0
Tank Capacity:	200L Tank
Voltage:	230V (16A)
Motor:	4HP / 3.0kW
Max Pressure:	10bar / 145psi
Air Displacement:	452L/min / 15.9cfm

270 LITRE 3 PHASE 10 BAR PROFESSIONAL COMPRESSORS

- Fitted with 4x anti-vibration feet
- Welded tank to comply with the latest safety requirements
- Belt driven
- Heavy duty electric motor 3 phase
- Twin pressure gauges show tank and working pressure
- Cast iron pump for reliability



PROFESSIONAL

**100%
COPPER
GUARANTEED**

FULL COPPER
MOTOR, RATED
S1-100%
DUTY CYCLE

**BELT
DRIVE**

3



1
16 AMP 4.1 kW

2
32 AMP 5.5 kW

3
50 AMP 7.5 kW

	PRODUCT	VOLTAGE	MOTOR	MAX PRESSURE	AIR DISPLACEMENT	GUARANTEED SOUND POWER	WEIGHT	PRICE EX. VAT
1	JEFC270L10B-5.5	3 Phase (16A)	5.5HP / 4.1kW	10bar / 145psi	702L/min / 24.8cfm	96dB LWA	195kg	
2	JEFC270L10B-7.5	3 Phase (32A)	7.5HP / 5.5kW	10bar / 145psi	900L/min / 32cfm	97dB LWA	213kg	
3	JEFC270L10B-10.0	3 Phase (50A)	10.0HP / 7.5kW	10bar / 145psi	1269L/min / 45cfm	97dB LWA	230kg	

270 LITRE 2X3HP 10 BAR TANDEM COMPRESSOR

- 270L Belt-driven compressor suitable for professional workshops
- Fitted with 2 heavy duty single-phase 3HP motors
- Heavy-duty cylinders with alloy heads for improved heat dissipation
- Anti-vibration padded feet
- Drive guards offer protection to the fly-wheel and belt assembly
- Powder-coated tank
- Welded tank fully-compliant with the latest European manufacturing & safety standards
- Guaranteed Sound Power: 97db LWA
- Weight: 190kg



FULL COPPER MOTORS, RATED S1-100% DUTY CYCLE



PRICE EX. VAT

	JEFC270T10B-230
Tank Capacity:	270L Tank
Voltage:	230V (32A)
Motor:	2x 3HP Motors / 2 x 2.2kW
Max Pressure:	10bar / 145psi
Air Displacement:	838L/min / 29.6cfm

TUNDRA 270 LITRE 3 PHASE 10 BAR INDUSTRIAL COMPRESSORS

- Heavy-duty cylinders with alloy heads for improved heat dissipation
- Drive guards offer protection to the fly-wheel and belt assembly
- Automatic tank condensate draining system
- Powder-coated tank
- Fitted with lifting / transport skids & mounting feet
- Welded tank fully-compliant with the latest European manufacturing & safety standards



INDUSTRIAL



FULL COPPER MOTOR, RATED S1-100% DUTY CYCLE



	PRODUCT	VOLTAGE	MOTOR	MAX PRESSURE	AIR DISPLACEMENT	GUARANTEED SOUND POWER	WEIGHT	PRICE EX. VAT
1	TUNCIND270L-5.5	3 Phase (32A)	5.5HP / 4.1kW	10bar / 145psi	647L/min / 22.8cfm	96dB LWA	242kg	
2	TUNCIND270L-7.5	3 Phase (32A)	7.5HP / 5.5kW	10bar / 145psi	900L/min / 31.8cfm	97dB LWA	252kg	
3	TUNCIND270L-10.0	3 Phase (50A)	10.0HP / 7.5kW	10bar / 145psi	1269L/min / 45.0cfm	97dB LWA	262kg	

SCREW AIR COMPRESSORS

- Oil cooled motor
- Coaxial all-in-one motor design
- Easy access maintenance
- Colour touch screen control pad
- Permanent magnet motor offers significant benefits over traditional induction motors, such as higher efficiency, reduced maintenance and lower heat generation
- Rotary screws provide efficient drive transmission that eliminates slippage
- Silenced cabinet minimises vibrations and ensures a quieter operation
- Air receiver ensures consistent airflow which helps to manage pressure peaks during operation
- Both models include castor wheel kit
- Guaranteed Sound Power Level: 75dB
- Compact design
- 100% duty cycle

VSDD



**SINGLE
PHASE**



**100%
DUTY CYCLE**



160 LITRE 3HP

- Dimensions: 540 x 895 x 1300mm
- Weight: 160kg

**2.2
kW**



DISCOVER MORE

	JEFCIND160S-03.0
Tank Capacity:	160L Tank
Voltage:	230V (13A)
Motor:	3HP / 2.2kW
Max Pressure:	10bar / 145psi
Free Air Delivery:	220L/min / 8.0cfm

PRICE EX.VAT

AIR DRYER UNIT



200 LITRE 5.5HP WITH AIR DRYER

- Air dryer unit removes moisture from compressed air, ensuring optimal performance and extending the lifespan of pneumatic tools being used from compressor
- Dimensions: 1554 x 540 x 1200mm
- Weight: 190kg

**4.0
kW**



DISCOVER MORE

	JEFCIND200S-05.5
Tank Capacity:	200L Tank
Voltage:	230V (32A)
Motor:	5.5HP / 4.0kW
Max Pressure:	10bar / 145psi
Free Air Delivery:	630L/min / 22.0cfm

PRICE EX.VAT

SCREW AIR COMPRESSORS/REFRIGERATED DRYERS

- Belt-driven rotary screw compressor designed for high-capacity continuous, industrial use
- Pre & after filter
- Fitted with an efficient heavy duty three-phase electric motor (IE3)
- Quiet running performance, ideal for environments requiring low noise emissions
- Powder-coated solid steel cabinet housing with foam noise insulation barriers
- 100% duty cycle application
- Air dryer system
- Automatic time-controlled drain system & easy front end access for maintenance tasks
- Automatic drain valve
- Welded tank fully-compliant with the latest European manufacturing & safety standards
- Schneider switchgear
- Guaranteed Sound Power Level: 69dB
- Weight: 460kg



PRE & AFTER FILTER

INDUSTRIAL

50 AMP

IE3

100% DUTY CYCLE

LOW NOISE OUTPUT

BELT DRIVE

3



AIR DRYER SYSTEM ELIMINATES MOISTURE FROM THE AIR SUPPLY

360 LITRE

- Weight: 460kg

LOW NOISE OUTPUT

	JEFCIND360S-10.0
Tank Capacity:	360L Tank
Voltage:	3 Phase (50A)
Motor:	10HP / 7.5kW
Max Pressure:	10.5bar / 152psi
Free Air Delivery (F.A.D):	0.97m³/min / 34.3cfm

PRICE EX. VAT

POA



AIR DRYER SYSTEM ELIMINATES MOISTURE FROM THE AIR SUPPLY

500 LITRE

- Weight: 570kg

15 kW

	JEFCIND500S-20.0
Tank Capacity:	500L Tank
Voltage:	3 Phase (50A)
Motor:	20HP / 15kW
Max Pressure:	10.5bar / 152psi
Free Air Delivery (F.A.D):	2.15m³/min / 76cfm

PRICE EX. VAT

POA

NEW!

HOSE CLIPS & CLIP DRIVER



PAGE 20


TUNDRA 10 BAR SCREW COMPRESSORS/REFRIGERATED DRYERS

- Variable speed permanent magnet oil cooled motor
- Direct drive
- Includes refrigerated dryer and pre & after filter
- Fitted with an energy efficient heavy duty three-phase electric motor (IE4)
- Low noise levels with sound levels measured at 69/70dB(a) from a 1.5 metre distance
- 96% efficiency at full load
- 100% duty cycle application
- Schneider switchgear


INDUSTRIAL

**100%
DUTY CYCLE**
**DIRECT
DRIVE**
3

	TUNCINDSPMVS-30.0	TUNCINDSPMVS-50.0
Voltage	3 Phase (50Hz)	3 Phase (50Hz)
Power	30HP / 22kW	50HP / 37kW
Input Current	50A	90A
Motor Speed	3000rpm	3000rpm
Max Pressure	10bar / 145psi	10bar / 145psi
Discharge Air Connection	1"	1.5"
Free Air Delivery (F.A.D.)	2.8m³/min @ 10bar / 99cfm	5.9m³/min @ 10bar / 209cfm
Weight	370kg	505kg
Dimensions	1150 x 895 x 1100mm	1300 x 1000 x 1210mm



REFRIGERATED DRYER AND
PRE & AFTER FILTER INCLUDED

TUNDRA 30HP 10 BAR SCREW COMPRESSOR/REFRIGERATED DRYER

TUNCINDSPMVS-30.0
**50
AMP** **22
kW**
PRICE EX. VAT

TUNDRA 50HP 10 BAR SCREW COMPRESSOR/REFRIGERATED DRYER

TUNCINDSPMVS-50.0
**90
AMP** **37
kW**
PRICE EX. VAT

COMPRESSOR SPARES



	PRODUCT	DESCRIPTION	PRICE EX. VAT
1	JEFLD040	Air Filter for 25L, 50L & Twin Tank	
2	JEFC050V10B230-P026	Air Filter for 50L & 100L V Pump	
3	JEFC050V08B-SP030	Air Filter for JEFC050V08B / JEFC100V08B-230E	
4	JEFLD4009-002	Air Filter for 100L & 200L (Screw Type)	
5	JEFC200L10B-P018	Air Filter for 100L, 150L & 200L (Bolt On Type)	
6	JEFLD001	Air Breather for 25L, 50L & Twin Tank	
7	JEFC050V08B-SP012	Air Breather for JEFC050V08B / JEFC100V08B-230E	
8	JEFLD048	Compressor Single Phase Pressure Switch for 25L, 50L & Twin Tank	
9	JEFLD050	Compressor Single Phase Pressure Switch c/w lever for 25L, 50L & Twin Tank	
10	JEFLD049	Compressor Three Phase Pressure Switch	
11	JEFLD051	Compressor Air Cock 25 & 50L	
12	JEFLD4009-081	Compressor 1/4" Pressure Gauge compatible with all models	
13	JEFLD4009-062	Compressor 3/8" Pressure Regulator for 100L, 150L & 200L	
14	JEFLD022	Compressor Motor Cover 25 & 50L	
15	JEFC150L10B-S028	Compressor 3HP Motor 100, 150 & 200L	
16	JEFLD3008-HEAD	Compressor Head for 100L	
17	JEFC150L10B-S050	Compressor Head/Pump for 150L & 200L	

AIR FILTER REGULATORS & LUBRICATORS

- Removes moisture from air to protect tools & equipment
- Auto-draining flotation valve
- Design includes air pressure pre-set locking control knob & pressure gauge
- Polycarbonate water trap with metal protector
- Equipped with wall mounting bracket
- Pressure Regulation: 0.05 - 0.85MPa
- Rated Filtration: 5µm
- Max Supply Pressure: 1.0MPa / 145psi
- Max. Outlet Pressure: 0.9MPa / 130psi
- Rated Outlet Pressure: 0.8MPa / 116psi




RECOMMENDED OIL: ISO VG 32 TURBINE 1

	PRODUCT	DESCRIPTION	MAX AIRFLOW	DRAIN VALVE OUTLET / THREAD	PRESSURE GAUGE THREAD	PRICE EX. VAT
1	JEFFR2000-02	1/4" Outlet Filter Regulator c/w Gauge	550L/min / 19cfm	1/4" BSP	1/8" BSP	
	JEFFR4000-04	1/2" Outlet Filter Regulator c/w Gauge	4000L/min / 141cfm	1/2" BSP	1/4" BSP	
	JEFFR5000-06	3/4" Outlet Filter Regulator c/w Gauge	5000L/min / 176cfm	3/4" BSP	1/4" BSP	
	JEFFR5000-10	1" Outlet Filter Regulator c/w Gauge	5000L/min / 176cfm	1" BSP	1/4" BSP	
	JEFFRAL2010-02	1/4" Outlet Filter Regulator / Lubricator	500L/min / 18cfm	1/4" BSP	1/8" BSP	
2	JEFFRAL4010-04	1/2" Outlet Filter Regulator / Lubricator	3000L/min / 106cfm	1/2" BSP	1/4" BSP	
	JEFFRAL5010-06	3/4" Outlet Filter Regulator / Lubricator	4000L/min / 141cfm	3/4" BSP	1/4" BSP	
	JEFFRAL5010-10	1" Outlet Filter Regulator / Lubricator	4000L/min / 176cfm	1" BSP	1/4" BSP	

5 PIECE AIR KIT

JEFA061


- Kit Includes:
- 1x Gravity Fed Spray Gun
- 1x 5 Metre Suzi
- 1x Tyre Inflator Gun
- 1x Paraffin Spray Gun
- 1x Blow Gun



PRICE EX. VAT

HIGH-VIS AIRLINE SUZIS

- Swivel female 1/4" BSPT ends
- Pre-treated thread sealant fittings
- PU material
- Straight hose ends



	PRODUCT	DESCRIPTION	INNER DIAMETER	OUTER DIAMETER	MAX. WORKING PRESSURE	FITTING	PRICE EX. VAT
1	JEFA070	7.5m High-Vis Airline Suzi	5mm	8mm	12 bar / 174psi	1/4" BSP	
2	JEFA071	15m High-Vis Airline Suzi	5mm	8mm	12 bar / 174psi	1/4" BSP	
3	JEFA072	7.5m Heavy Duty High-Vis Airline Suzi	8mm	12mm	12 bar / 174psi	1/4" BSP	
4	JEFA073	15m Heavy Duty High-Vis Airline Suzi	8mm	12mm	12 bar / 174psi	1/4" BSP	

RUBBER AIRLINE HOSES




EN2398

- Manufactured in accordance with EN 2398
- Ideal for workshops, garages and bodyshops
- Max 20bar (290psi) working pressure
- 10m hoses fitted with BSP female swivel unions

1 1/4" FITTING

2 3/8" FITTING WITH 1/4" REDUCER



	PRODUCT	HOSE DIAMETER	LENGTH	FITTING	PRICE EX. VAT
1	JEFHOSAR08-010	8mm	10m	1/4"	
2	JEFHOSAR10-010	10mm	10m	3/8"	
	JEFHOSAR08-050	8mm	50m	-	
	JEFHOSAR10-050	10mm	50m	-	
3	JEFHOSAR08-100K	8mm	100m	-	
	JEFHOSAR10-100K	10mm	100m	-	

INDUSTRIAL AUTO RETRACTING AIR HOSE REELS

- Heavy-duty steel construction designed for wall, floor or ceiling mounting, applicable for use in long life industrial and automotive applications
- Spring located in the middle to ensure stability of the reel
- Four-direction non-sag hose rollers reduce hose wear

- Adjustable arm guide (wall, floor, ceiling and pit) and dual pedestal base
- Ball bearing swivel joint structure for easy maintenance and large reduction in the friction between swivel spool and swivel body
- Auto-rewinding with spring powered recoil

INDUSTRIAL

15M 3/8" HOSE

JEFHOSRLH15-3-8

- Length: 15m / 50ft
- Working Pressure: 28bar / 400psi



PRICE EX. VAT

15M 1/2" HOSE

JEFHOSRLH15-1-2

- Length: 15m / 50ft
- Working Pressure: 20bar / 300psi



PRICE EX. VAT

10M 3/4" HOSE

JEFHOSRLH10-3-4

- Length: 10m / 32ft
- Working Pressure: 150bar / 2200psi

MULTI-POSITION
RELEASE RATCHET

PRICE EX. VAT

15M 3/8" AUTO RETRACTING HOSE REEL

JEFHOSRL15-3-8P

- Retractable air hose reel with industrial steel casing & corrosion-resistant, powder-coated finish
- Hose manufactured in accordance with ISO2398:2016
- 20bar / 300psi maximum working pressure
- 1m Fly Lead: with 3/8" BSP Female to 3/8" BSPT Male fittings
- Outlet Connection: 3/8" BSPT
- Reel Casing: Steel
- Weight: 15.25kg

ISO2398:2016



PRICE EX. VAT

HIGH-VIS HYBRID HOSE

✓ PREMIUM PERFORMANCE

✓ KINK-RESISTANT

✓ SILICONE-FREE

15M 3/8" AUTO RETRACTING HOSE REEL WITH HIGH-VIS HYBRID HOSE



JEFHOSRL15-3-8HVP

- Impact-resistant polypropylene reel casing
- Working Pressure: 300psi / 20bar
- Inlet/Outlet Connection: 1/4" BSPT
- Length: 15m / 50ft
- Hose Diameter: 3/8"



PRICE EX. VAT

ISO5774:2016

25M 1/4" 360° HIGH-VIS AIR HOSE REEL



JEFHOSRLHY25-14S

- Heavy-duty swivel-type hose with all steel frame and spool construction
- Working Pressure: 1.6 MPa (16 bar) @ 23°C / 1.1 MPa (11bar) @ 60°C
- Fitted with 1/4" BSPT male and quick-release couplings
- Robust, easy-wind rubber covered handle
- Length: 25m
- Hose Diameter: 1/4"



360°
SWIVEL BASE

PRICE EX. VAT

ISO5774:2016

RETRACTABLE HIGH-VIS HYBRID HOSE REELS

- Retractable air hose reel with industrial steel casing & corrosion-resistant, powder-coated finish
- Heavy duty, L-shaped bracket that enables the unit to be wall, floor or ceiling mounted
- Spring-powered, auto-rewind mechanism
- Multi-position ratchet locking bracket with 9-position guide arm & 4 non-sag rollers
- Working Pressure: 1.6MPa (16bar) @ 23°C / 1.1MPa (11bar) @ 60°C



15M 10MM HOSE



JEFHOSRLHY15-1-4

- Comes complete with 1m fly lead: 3/8" BSP female to 3/8" BSPT male fittings
- 1/4" BSPT male air outlet
- Hose diameter: 10mm



PRICE EX. VAT

ISO5774:2016

15M 1/2" HOSE



JEFHOSRLHY15-1-2

- 1/2" BSPT male air outlet
- Comes complete with 1m fly lead: 1/2" BSP female to 1/2" BSPT male fittings
- Hose diameter: 12.7mm / 1/2"



PRICE EX. VAT

ISO5774:2016

FEATURES


- Manufactured from a kink-resistant rubber hybrid that delivers performance, flexibility & durability down to temperatures as low as -40°C and as high as 150°C
- High-visibility maximise safety in the working environment
- Silicone-free product ideal for bodyshops, professional garages / workshops, agricultural & industrial environments
- Hose manufactured in accordance with ISO 5774:2016



60CM HIGH-VIS AIR LEADER (WHIPLEAD)

JEFHOSALHY10-600

- Leader hose designed to increase the lifespan of the main air hose
- Swivel fittings to increase mobility and reduce twisting/stress on the main hose
- Supplied with tailpiece and 1/4" BSP Female fittings
- Length: 600mm
- Hose Diameter: 10mm



PRICE EX. VAT

ISO5774:2016

10M HIGH-VIS HYBRID AIRLINE HOSE 12.7MM DIAMETER

JEFHOSAHY12.7-10

- Working Pressure: 1.6 MPa (16bar) @23°C
1.1 MPa (11bar) @60°C
- Fitted with 1/2" BSP female swivel fittings
- Length: 10m
- Hose Diameter: 1/2" / 12.7mm

1/2"
FITTING

PRICE EX. VAT

ISO5774:2016

HIGH-VIS HYBRID AIRLINE HOSES

5M, 10M, 15M & 20M HOSES

- Fitted with 1/4" BSP female swivel unions to reduce hose twist
- Working Pressure: 290psi / 20bar
- Hose diameter: 10mm

50M & 100M HOSES

- Working Pressure: 1.6 MPa (16bar) @23°C
1.1 MPa (11bar) @60°C
- Hose diameter: 10mm



ISO5774:2016

**IDEAL FOR
SPRAY PAINTING**


PRODUCT	HOSE LENGTH	FITTING	PRICE EX. VAT
JEFHOSAHY10-05	5m	1/4"	
JEFHOSAHY10-10	10m	1/4"	
JEFHOSAHY10-15	15m	1/4"	
JEFHOSAHY10-20	20m	1/4"	
JEFHOSAHY10-50	50m	-	
JEFHOSAHY10-100K	100m	-	

YOUR COMPRESSOR NEEDS...

HT68 COMPRESSOR OIL

JEFOILHT68-1L



- ✓ PROLONGED SERVICE LIFE
- ✓ LOW FOAMING TENDENCY
- ✓ GOOD DEMULSIBILITY

PRICE EX. VAT

NEW!

HOSE CLIPS & CLIP DRIVER



ZINC OR STAINLESS STEEL CONSTRUCTION



9.5-50MM CLAMPING CAPACITY



7MM HEX HEAD



ZINC



STAINLESS
STEEL

HIGH GRADE STAINLESS STEEL 316 IS IDEAL FOR:

- ★ Marine environments (boats, docks, shipbuilding)
- ★ Chemical and pharmaceutical equipment
- ★ Food processing equipment
- ★ Architectural components (especially in coastal areas)

FLEXI-DRIVE 7MM HEX HOSE CLIP DRIVER

JEFHCPDR07

SOFT GRIP



PRICE EX. VAT

ZINC

PRODUCT	CLAMPING CAPACITY	PRICE EX. VAT
JEFHCPZI12	9.5 - 12.0mm	
JEFHCPZI16	11.0 - 16.0mm	
JEFHCPZI20	13.0 - 20.0mm	
JEFHCPZI22	16.0 - 22.0mm	
JEFHCPZI25	18.0 - 25.0mm	
JEFHCPZI30	22.0 - 30.0mm	
JEFHCPZI35	25.0 - 35.0mm	
JEFHCPZI40	30.0 - 40.0mm	
JEFHCPZI45	32.0 - 45.0mm	
JEFHCPZI50	35.0 - 50.0mm	

STAINLESS STEEL

PRODUCT	CLAMPING CAPACITY	PRICE EX. VAT
JEFHCPSS12	9.5 - 12.0mm	
JEFHCPSS16	11.0 - 16.0mm	
JEFHCPSS20	13.0 - 20.0mm	
JEFHCPSS22	16.0 - 22.0mm	
JEFHCPSS25	18.0 - 25.0mm	
JEFHCPSS30	22.0 - 30.0mm	
JEFHCPSS35	25.0 - 35.0mm	
JEFHCPSS40	30.0 - 40.0mm	
JEFHCPSS45	32.0 - 45.0mm	
JEFHCPSS50	35.0 - 50.0mm	

HIGH FLOW FITTINGS



2 PACK



2 PACK



2 PACK



2 PACK



	PRODUCT	DESCRIPTION	PRICE EX. VAT
1	JEFA026-CD	1/4" x 1/4" BSPT Male Plug (2 Pack)	
2	JEFA027-CD	1/4" x 3/8" BSPT Male Plug (2 Pack)	
3	JEFA028-CD	1/4" x 3/8" BSP Female Plug (2 Pack)	
4	JEFA029-CD	1/4" x 1/2" 10mm Hose Barb Coupler	
5	JEFA030-CD	1/4" x 1/2" 8mm Hose Barb Plug (2 Pack)	
6	JEFA031-CD	1/4" x 1/4" BSP Female Coupler	
7	JEFA032-CD	1/4" x 3/8" BSP Female Coupler	
8	JEFA033-CD	1/4" x 1/4" BSPT Male Coupler	
9	JEFA034-CD	1/4" x 3/8" BSPT Male Coupler	
10	JEFA059-CD	3/8" BSP Male Locking Quick Release Coupling	
11	JEFA060-CD	1/4" BSP Male Screwed Swivel Adaptor	

AIR FITTINGS



NEW!

**HIGH PRESSURE
FOOT PUMP**



PAGE 29

	PRODUCT	DESCRIPTION	PRICE EX. VAT
1	JEFA001-CD	1/4" Female Q/Release to 1/4" Female Thread	
2	JEFA002-CD	1/4" Female Q/Release to 1/4" Male Thread	
3	JEFA003-0.8-CD	8mm Hose to 1/4" Male Q/Release Coupling (2 Pack)	
4	JEFA004-CD	1/4" Male Q/Release to 1/4" Female Thread (2 Pack)	
5	JEFA005-CD	1/4" Male Thread to 1/4" Male Q/Release (2 Pack)	
6	JEFA006-CD	8mm Barbed To 1/4" Male Thread	
7	JEFA007-CD	11mm Barbed To 1/4" Male Thread (2 Pack)	
8	JEFA008-CD	Twin Coupling 1/4" Female to 2 x Female Q/Release	
9	JEFA021-CD	Double Hose Barb 8mm (2 Pack)	
10	JEFA022-CD	Conical Reduction 1/2" Male To 1/4" Female (2 Pack)	
11	JEFA023-CD	Cylindrical Nipple 1/4" Male To 1/4" Male (2 Pack)	
12	JEFA024-CD	1/4" Female Q/Release to 8mm Barbed Hose	
13	JEFA025-CD	1/4" x 3/8" BSP Female Coupler	
14	JEFA054-CD	Z-Swivel Air Connector 1/4" BSP	
15	JEFA055-CD	Lever Ball Valve	
16	JEFA056-CD	1/4" Screwed Swivel Adaptor	
17	JEFA057-CD	3 Piece Male Air Tool Coupling Kit	
18	JEFA061-CD	3 Piece Female Air Tool Coupling Kit	

NEW!

CABLE REELS



15M ★ 25M ★ 50M

PAGE 144

PCL AIR FITTINGS

1



2



3



4



5



6



7



8



9



10



11



12



13



14





	PRODUCT	DESCRIPTION	PRICE EX. VAT
1	JEFPCLAC21CF	Rp 1/4" Female Airflow Coupling	
2	JEFPCLAC21CM	R 1/4" Male Airflow Coupling	
3	JEFPCLAC5EF	Rp 3/8" Female Coupling 100 Series	
4	JEFPCLAC5EM	R 3/8" Male Coupling 100 Series	
5	JEFPCLAC2593	Rp 1/4" Male Standard Adaptor	
6	JEFPCLAC2746	Rp 1/4" Female Standard Adaptor	
7	JEFPCLAC2999	R 3/8" Male Adaptor 100 Series	
8	JEFPCLHC20031-4	Rp 1/4" Female Equal Tee	
9	JEFPCLHC25431-2	Rp 1/2" Female - Female Parallel Socket	
10	JEFPCLAC5JF	Rp 1/2" Female Coupling 100 Series	
11	JEFPCLAC5JM	Rp 1/2" Male Coupling 100 Series	
12	JEFPCLAC3035	R 1/2" Male Adaptor 100 Series	
13	JEFPCLAC3036	12.7mm / 1/2" Hose Tailpiece 100 Series	
14	JEFPCLHC6889	Rp 1/4" Female - Female Parallel Socket	

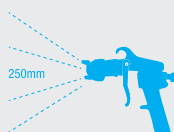
10 LITRE PAINT POT SYSTEM & ACCESSORIES

JEFA052-POT

- Ideally suited for painting semi-trailers, houses, or any large object that requires a lot of material
- Suitable for spraying acrylic, 2Pac Paint, and most water based materials
- Produces up to a 250mm wide spray pattern to get the job done quickly but correctly
- Average air consumption varies between 6.0-8.8cfm depending on the material you are spraying
- Heavy Duty Cast Iron Paint Pot
- Spray Gun (1.8mm Nozzle)
- Pressure Gauge & Regulator
- Complete with 8m Air Hose and 8m Paint Hose



	PRODUCT	ACCESSORIES	PRICE EX. VAT
1	JEFA052-GUN	Spray Gun	
2	JEFA052-SP38	Regulator	
3	JEFA052-SP37	Gauge	
4	JEFA052-SP51	Air Hose (Red)	
5	JEFA052-SP52	Paint Hose (Black)	



INDUSTRIAL

PRICE EX. VAT

SUCTION FEED SPRAY GUNS

1

- Suitable for water-based paints
- Ideal for applying base coats & general purpose spraying
- Adjustable flow and spray pattern controls
- Equipped with aluminium screw-type 750ml suction pot
- Air Inlet: 1/4"



2

- High quality fine atomisation spray gun
- Nozzle size of 1.8mm for paint and filler work
- 100% manually adjustable nozzle sets, ensure consistent, even coverage
- Suitable for use with all water-based paints supplied with standard stainless steel nozzle and needle
- Air Inlet: 1/4"


PROFESSIONAL

	PRODUCT	DESCRIPTION	AIR PRESSURE	AIR CONSUMPTION	CUP CAPACITY	FLUID NOZZLE	PRICE EX. VAT
1	JEFA046	Suction Feed Spray Gun	50psi / 2bar - 3.4bar	5 - 11cfm	750ml	1.5mm	
2	JEFA050	Professional Suction Feed Spray Gun	30psi - 70psi / 2bar - 4.8bar	7 - 12cfm	1000ml	1.8mm	

GRAVITY FEED SPRAY GUN

JEFA047

- Air Pressure: 50psi / 3.4bar
- Air Inlet: 1/4"
- Air Consumption: 10cfm
- Cup Capacity: 600ml
- Fluid Nozzle: 1.5mm

1



2

 SPARE
SPRAY
GUN CUP
AVAILABLE


HVLP PROFESSIONAL GRAVITY FEED SPRAY GUN

JEFA048

- Air Pressure: 50psi / 3.4bar
- Air Inlet: 1/4"
- Air Consumption: 10cfm
- Cup Capacity: 600ml
- Fluid Nozzle: 1.5mm

1



2

 SPARE
SPRAY
GUN CUP
AVAILABLE


	PRODUCT	DESCRIPTION	PRICE EX. VAT
1	JEFA047	Gravity Feed Spray Gun	
2	JEFA047-CUP	Gravity Spray Gun Cup	

	PRODUCT	DESCRIPTION	PRICE EX. VAT
1	JEFA048	HVLP Professional Gravity Feed Spray Gun	
2	JEFA048-CUP	HVLP Gravity Spray Gun Cup	

PARAFFIN SPRAY GUN

JEFA063

- Includes 1/4" BSPT Male Connection



PRICE EX. VAT

22 PIECE SPRAY GUN CLEANING KIT

JEFA093

- Includes:
- 1 x Long handled angle brush
- 1 x Long handled straight fibre brush
- 1 x Medium sized fibre brush
- 1 x Medium sized wire brush
- 5 x Fine fibre brushes
- 2 x Hobby knife holders
- 6 x Fine points
- 1 x Plastic handled brush
- 3 x Detail brushes
- 1 x Vessel for lubrication oil



PRICE EX. VAT

GRAVITY FEED SPRAY GUNS

- Teflon seals and No-Rubber O-Ring design
- Brass air cap, stainless steel needle and tip
- Enhanced control and efficient coverage
- Air and paint flow controls for fine spray pattern adjustments

- Feed Type: Gravity
- Construction: Nylon Cup Aluminium Die Cast Body
- Cup Capacity: 600ml / 600cc
- Air Inlet: 1/4"

- Nozzle Range: 1.0 - 2.0mm
- Max. Pressure: 6.8bar / 98psi
- Temperature Range: 5~40°C
- Weight: 0.7kg

HIGH VOLUME LOW PRESSURE (HVLP)

JEFA090B

1

- Designed for DIY and professional workshops and ideal for applying base coats and other high-pressure spraying applications
- Ideal for working with most low viscosity materials and suitable for metallic and water-based paints
- Produces a fine, controlled jet for smooth coverage and a great finish with reduced overspray



MEDIUM VOLUME MEDIUM PRESSURE (MVMP)

JEFA091G

2

- Designed for DIY and professional workshops and ideal for mid-pressure spraying applications on a variety of surfaces
- Uses standard pressure which creates a flat and smooth fan pattern ideal to get the best clear finishing coats
- Air cap supplies a strong mist pressure for fast application and extended working distance



LOW VOLUME LOW PRESSURE (LVLP)

JEFA092Y

3

- Ideal for working with thin and waterborne paints, stains, lacquers and varnishes
- Suitable for use with small and low-pressure compressors
- Produces a fine, controlled jet for smooth coverage and a superior finish



	PRODUCT	DESCRIPTION	SUPPLIED NOZZLE	PATTERN WIDTH	AIR CONSUMPTION	WORKING PRESSURE	PRICE EX. VAT
1	JEFA090B	HVLP Gravity Feed Spray Gun	1.3mm	220-250 @ 1.3mm	12-14cfm / 350-400lpm	2.0bar / 29psi	
2	JEFA091G	MVMP Gravity Feed Spray Gun	1.4mm	260-280 @ 1.4mm	10.6-12cfm / 300-350lpm	2.5bar / 36psi	
3	JEFA092Y	LVLP Gravity Feed Spray Gun	1.4mm	220-250 @ 1.4mm	8.8-10.6cfm / 250-300lpm	1.5bar / 22psi	

TUNDRA BLOW GUNS

- Air blow gun with stainless steel outlet
- 1/4" (Female) BSP threads
- Variable speed triggers
- Soft moulded handle with rubber grip

INDUSTRIAL

SHORT NOZZLE

TUNABG114

114MM




PRICE EX. VAT

LONG NOZZLE

TUNABG330

330MM



PRICE EX. VAT

COMPOSITE PLASTIC NOZZLE BLOW GUNS

- Made of durable lightweight composite plastic with a reinforced inlet for strength
- Ergonomically designed handle
- Angled nozzle easily gets into tight places
- 1/4" fitting

SHORT NOZZLE

JEFA064

135MM



PRICE EX. VAT

LONG NOZZLE

JEFA065

260MM



PRICE EX. VAT

NEW!

SIDE OUTLET BLOW GUN

JEFA066

✓ 1200MM REACH

✓ SOFT GRIP HANDLE

✓ ADJUSTABLE SIDE OUTLET

FEATURES

- ★ Smooth trigger
- ★ Male 1/4" BSP quick release connector
- ★ Max. Pressure: 170psi
- ★ Working Pressure: 90psi
- ★ Average Air Consumption: 5cfm / 140L/min



- ★ Suitable for the removal of dust and other particulates from air filters, radiators, condensers and other equipment
- ★ Ideal for commercial, agricultural and bodyshop environments
- ★ Lance allows projection of airflow directly to required area at a 90° angle to the body
- ★ Nozzle fitted with six air outlets

PRICE EX. VAT

SHORT NOZZLE PLASTIC BODY BLOW GUN

JEFA009

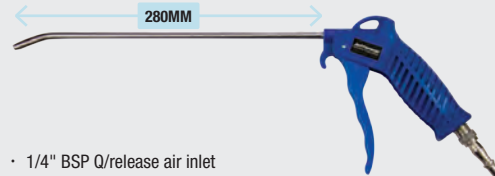


- 1/4" BSP Q/release air inlet

PRICE EX. VAT

LONG NOZZLE PLASTIC BODY BLOW GUN

JEFA010



- 1/4" BSP Q/release air inlet

PRICE EX. VAT

SHORT NOZZLE METAL BODY BLOW GUN

JEFA011




- 1/4" BSP Q/release air inlet

PRICE EX. VAT

LONG NOZZLE METAL BODY BLOW GUN

JEFA012



- 1/4" BSP Q/release air inlet

PRICE EX. VAT


36" 6 PIECE AIR BLOW GUN KIT

JEFA062

- Air blow gun with stainless steel nozzle
- 1/4" (Female) BSP threads
- Variable speed triggers
- Soft moulded handle with rubber grip

Set includes:

- Air blow gun
- 2" nozzle
- 1/4" BSPT adaptor
- 3x 10" barrel extensions



PRICE EX. VAT

AIR-HYDRAULIC BLIND RIVETERS

- Trigger-operated
- Hardened steel jaw assembly
- Suitable for steel & aluminium
- Air Consumption: 4cfm
- Maximum Operating Pressure: 90psi
- Air Inlet Size: 1/4" BSP

3/16" AIR-HYDRAULIC BLIND RIVETER

JEFARIVT03

RIVETS UP TO 3/16"

Nozzle sizes:
2.4mm (3/32")
3.2mm (1/8")
4.0mm (5/32")
4.8mm (3/16")

- For aluminium and steel blind rivets from 3/32" to 3/16"
- Includes two spanners and four nozzles
- Weight: 1.45kg

PRICE EX. VAT



DISCOVER MORE

1/4" PROFESSIONAL AIR-HYDRAULIC BLIND RIVETER

JEFARIVT04HD

PROFESSIONAL

RIVETS UP TO 1/4"



Nozzle sizes:
2.4mm (3/32")
3.2mm (1/8")
4.0mm (5/32")
4.8mm (3/16")
6.4mm (1/4")

- For aluminium and steel blind rivets from 3/32" to 1/4"
- Includes two spanners and five nozzles
- Weight: 1.55kg

PRICE EX. VAT

1/4" INDUSTRIAL AIR-HYDRAULIC BLIND RIVETER

JEFARIVT02H

- A trigger-operated air hydraulic riveter for aluminium, steel, stainless steel and structural blind rivets from 3/16" to 1/4"
- With hardened steel jaw assembly and air-actuated vacuum rivet shaft collector
- Includes two spanners and oil can in a durable carry case
- Air Consumption: 4cfm
- Maximum Operating Pressure: 90psi
- Air Inlet Size: 1/4" BSP
- Weight: 1.9kg

Nozzle sizes:
4.8mm (3/16")
5.6mm (7/32")
6.4mm (1/4")



HANGING LOOP FOR USE WITH BALANCER



TRIGGER

SHUTOFF VALVE

SPENT MANDREL BOTTLE

PRICE EX. VAT



INDUSTRIAL

6" PALM SANDER NON-VACUUM**JEFPNPLMSD06N**

- Orbit diameter: 5mm
- Free speed: 11,000rpm
- Pad size: 6"/150mm
- Min hose: 10mm
- Air pressure: 90psi
- Composite motor housing
- Well-balanced
- Low vibration
- Oil-free
- Low noise emissions: 76dBa
- Light weight: 0.78kg



PRICE EX. VAT

6MM DIE GRINDER WITH SAFETY LEVER**JEFPNDIEGR-06SL**

- Free Speed: 22,000rpm
- Max. Pressure: 90psi
- Min. Hose: 10mm
- Collet Size: 1/4" or 1/8"

SAFETY
LEVER
FITTED AS
STANDARD

PRICE EX. VAT

1/2" RATCHET WRENCH WITH AIR REGULATOR**JEFPNRTWRH-1-2R**

- 1/2" Drive professional
- Max. Torque: 14-68Nm
- Min. Hose: 10mm
- Adjustable air inlet and exhaust

RUBBER
COMFORT
GRIP

PRICE EX. VAT

1/2" AIR IMPACT WRENCH**JEFIW7733**

- Forward & reverse action
- 5-Step Forward Air / Torque Control
- Handle exhaust for reduced noise
- Twin hammer mechanism
- Anti-slip rubber grip handle
- Square Drive: 1/2"
- Torque Range (Forward): 34-680Nm
- Max Torque (Reverse): 748Nm
- Blows/min: 1300
- Free Speed: 7000rpm
- Air Inlet: 1/4"
- Working Pressure: 6-8bar / 87-116psi
- Min. Hose: 10mm
- Weight: 2.6kg



PRICE EX. VAT

1" AIR IMPACT WRENCHES

- Forward & reverse action
- 3-Step Forward Air / Torque Control
- Pinless hammer mechanism
- Square Drive: 1"
- Torque Range (Forward): 100-1800Nm
- Max Torque (Reverse): 2600Nm
- Air consumption: 250L/min
- Free Speed: 4000rpm
- Air Inlet: 1/2"
- Working Pressure: 6-8bar / 87-116psi
- Min. Hose: 8*12mm
- Net Weight: 12.6kg

STANDARD ANVIL**JEFIW797**

PRICE EX. VAT

LONG ANVIL**JEFIW797-6**

6" LONG ANVIL

PRICE EX. VAT

3/4" AIR IMPACT WRENCH**JEFIW772**

- Drive: 3/4"
- Torque Range (Forward): 200-1300 Nm
- Max Torque (Reverse): 1300 Nm
- Blows/min: 1300
- Free Speed: 5000 rpm
- Standard Bolt Capacity: M21mm
- Air Inlet: 1/4"
- Min. Hose: 1/2"
- Weight: 4.6kg



PRICE EX. VAT

DIGITAL TYRE INFLATOR

JEFGTYJTPC10D

- Die cast aluminium body
- High contrast large backlit LCD screen for easy viewing in any light condition
- Auto on upon air pressure sensing
- One button operation with pressed operating lever: full press to inflate, halfway to deflate, release to measure pressure
- Low battery alert
- Four pressure settings: psi, bar, kPa, kg/f
- Hose Length: 500mm
- Tyre Valve Connection: Twin push on/hold on
- Air Supply Connection: 1/4" Female BSP Thread - 1/4" Male (Quick Release)
- Max. Inlet Pressure: 15bar
- Tyre Pressure Range: 0.5-12bar / 7-174psi
- 50-1200kPa / 0.5-12kg/f
- Flow Rate: 900L/min @ 12bar
- Lithium-ion battery
- 0.8m USB-C charging cable included
- Max. Run Time: 40 hours
- Max. Charge: 2.5 hours



DIGITAL DISPLAY



DISCOVER MORE

PROFESSIONAL

PRICE EX. VAT

SWIVEL DIAL TYRE INFLATOR

JEFGTYLCLC09

- Display head can be rotated 360°
- Two unit pressure gauge: psi, bar
- One lever operation
- Durable rubber sleeve
- Hose Length: 500mm
- Air Supply Connection: 1/4" Female BSP Thread - 1/4" Male (Quick Release)
- Max. Inlet Pressure: 15bar
- Tyre Pressure Range: 0.5 - 12bar / 7 - 180psi
- Flow Rate: 500L/min @ 174psi



DURABLE RUBBER SLEEVE

PRICE EX. VAT

TWIN HOLD TYRE INFLATOR CONNECTOR

JEFGTYCONTH

- 1/4" fitting



PRICE EX. VAT

TYRE INFLATING GUN FLEXIBLE CONNECTOR

JEFG52

- Air Pressure: 0 - 174psi / 0 - 12bar
- Push fit valve connector
- 360° turning capacity




PRICE EX. VAT

TYRE INFLATING GUN RIGID CONNECTOR

JEFG04

- Air Pressure: 0 - 220psi / 0 - 15bar
- Push fit valve connector
- 360° turning capacity



PRICE EX. VAT

NEW!

FLOOR PUMP

JEFFLPMP

✓ HIGH PRESSURE ✓ ANTI-SLIP FOOT PADS ✓ MULTI-VALVE CONNECTOR ✓ 1M HOSE

FEATURES

- ★ Strong steel body
- ★ Durable steel foot plates with anti-slip foot pads
- ★ Multi-valve connector for car and bicycle tyres
- ★ Adaptors for balls, toys and inflatables
- ★ Analogue gauge with pressure measured in psi & bar
- ★ Max. Pressure: 160psi / 11bar
- ★ Hose length: 1m
- ★ Tyre valve connection: dual locking Presta / Schrader nozzle



ADAPTORS INCLUDED



ANALOGUE GAUGE

PRICE EX. VAT

JUMBO TYRE INFLATORS

- Manufactured with a composite body and dial-type jumbo 80mm gauge with protective rubber casing displaying pressure in bar and psi
- Fitted with rubber hose, valve connector and UK quick release air supply fitting
- Tested and calibrated to comply with EN 12645:2014
- Supplied with a serial-numbered calibration certificates
- Display Type: 80mm Dial-type pressure gauge



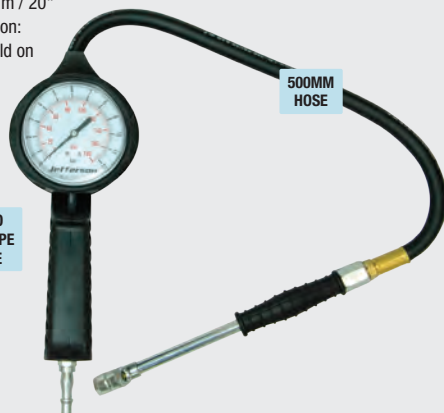
EN 12645:2014

**JUMBO
80MM GAUGE**
ON BOTH MODELS

500MM HOSE

JEFGTYJTPC07

- Hose Length: 500mm / 20"
- Tyre Valve Connection: Twin - push on / hold on
- Weight: 0.9kg
- Dimensions: 270 x 96 x 120mm



500MM
HOSE

JUMBO
DIAL-TYPE
GAUGE




TWIN PUSH-ON
CONNECTOR

PRICE EX. VAT

2750MM HOSE

JEFGTYJCLC08

- Hose Length: 2750mm / 108"
- Tyre Valve Connection: clip on
- Weight: 1.3kg
- Dimensions: 270 x 96 x 120mm



2750MM
HOSE

JUMBO
DIAL-TYPE
GAUGE



CLIP-ON
CONNECTOR

PRICE EX. VAT

PROFESSIONAL TYRE INFLATORS

- Manufactured with a heavy-duty aluminium body with protective impact resistant rubber bumpers and a stainless steel pressure lever handle
- Fitted with magnified linear pressure gauge, dual-calibrated in psi and bar scales, with parallax correction
- Flexible hose fitted with hanging ring
- Tested and calibrated to comply with EN 12645:2014
- Supplied with a serial-numbered calibration certificate
- Display Type: Linear
- Air Supply Connection: 1/4" Male BSP Thread - 1/4" Male (Quick Release)
- Reading Accuracy: 2psi / 0.1bar
- Maximum Inlet Pressure: 200psi / 13.8bar
- Minimum Inlet Pressure: 100psi / 7bar
- Flow Rate: 500L/min @ 13bar
- Tyre Pressure Range: 0-9.5bar / 0-138psi
- Temperature Range: -10°C to 60°C

PROFESSIONAL

LINEAR
DISPLAY
ON BOTH MODELS

500MM HOSE

JFEGTYLTPC05

- Hose Length: 0.5m / 20"
- Tyre Valve Connection: Twin - Hold On
- Weight: 0.9kg



TWIN PUSH-ON
CONNECTOR



PRICE EX. VAT

2750MM HOSE

JFEGTYLCLC06

- Hose Length: 2.7m / 108"
- Tyre Valve Connection: Clip connector
- Weight: 1kg



CLIP-ON
CONNECTOR



PRICE EX. VAT

HIGH PRECISION TYRE INFLATOR

JFEGTYH03

- Air Pressure: 0 - 214psi / 0 - 14.5bar
- Push/pull valve connector
- 360° turning capacity
- Extra large easy to read gauge
- Rubber protective bumper



PUSH CLIP CONNECTOR
ALSO INCLUDED



PRICE EX. VAT

MK4 TYRE INFLATOR BY PCL

JFPCLAFG4H03

- Accuracy standards tested to over 400,000 cycles at 100% accuracy
- Lighter weight new gauge body weighs 923g - lightest gauge tested
- New valve mechanism simplified 2 stage mechanism design
- Complies with: EC Directive 86/217/EEC & BS EN 12645:1999
- Calibration: Pressure gauge range: 0-138lb/in² & 0-9.6bar (Calibration certificate included)
- Supply Pressure: max 13.8bar / min 6.9bar
- Inflation flow rate: 500L/min / 18cfm



PRICE EX. VAT

INDUSTRIAL

TUNDRA INDUSTRIAL IMPACT SOCKET SETS

- ✓ NON-SLIP GEOMETRY
- ✓ CHROME MOLYBDENUM STEEL
- ✓ 6 GRIPPING POINTS

ISO1174-2

Cr-Mo
chromolyDIN
3121

INDUSTRIAL

NEW!

TUNDRA 3/8" DRIVE 18 PIECE SET

TUNISOCS38-18

INCLUDES

- ★ 3/8" Standard Sockets:
8, 9, 10, 11, 12, 13, 14, 15, 16, 17,
18, 19, 21, 22, 24mm
- ★ 3/8" Universal joint
- ★ 3/8" Extension bars:
50mm, 125mm



INDUSTRIAL

Cr-Mo
chromolyDIN
3121

ISO1174-2

PRICE EX. VAT

TUNDRA 1/2" DRIVE 34 PIECE SET

TUNISOCS12-34

- Includes:
- 1/2" Standard Sockets:
10, 11, 12, 13, 14, 15, 16, 17,
18, 19, 21, 22, 24, 27, 30, 32mm
- 1/2" Deep Sockets:
10, 11, 12, 13, 14, 15, 16, 17,
18, 19, 21, 22, 24, 27, 30, 32mm
- 1/2" Impact
Extension Bar
- 1/2" Impact
Universal Joint



STANDARD & DEEP SOCKETS



INDUSTRIAL

Cr-Mo
chromolyDIN
3121

ISO1174-2

PRICE EX. VAT

TUNDRA 1/2" DRIVE DEEP 16 PIECE SET

TUNISOCS12-16

- Deep wall construction allows for greater clearance for protruding bolts
- Set includes sizes: 10, 11, 12, 13, 14, 15, 16, 17, 18, 19, 21, 22, 24, 27, 30, 32mm



DEEP SOCKETS

BMC DIN
3121 ISO1174-2

INDUSTRIAL

Cr-Mo
chromoly

PRICE EX. VAT

NEW!

INDIVIDUAL IMPACT SOCKETS



PAGES 33 & 34

TUNDRA INDUSTRIAL IMPACT SOCKET SETS

Tundra 6 Point Impact Sockets are engineered for exceptional durability and lasting performance in high torque applications. Constructed from high-strength forged chrome molybdenum steel, they excel in heavy-duty tasks while preventing fastener damage with their non-slip hex geometry. Designed for convenience, the dual-hole configuration and ring groove facilitate effortless attachment and removal. Backed by our Lifetime Warranty and meeting DIN industry standards, these Impact Sockets are your reliable choice for demanding jobs.

TUNDRA 1/2" DRIVE DEEP 9 PIECE SET

TUNISOCS12-09D

- Deep wall construction allows for greater clearance for protruding bolts
- Set includes sizes: 10, 12, 13, 17, 19, 21, 22, 24, 27mm



**DIN
3121**

ISO1174-2

INDUSTRIAL

**Cr-Mo
chromoly**



DEEP SOCKETS



PRICE EX. VAT

TUNDRA 9 PIECE 1/2" DRIVE IMPACT MALE HEX SET

TUNIHEXS12-09M

Set includes sizes:

- 10, 12, 13, 17, 19, 21, 22, 24, 27mm



**DIN
3121**

ISO1174-2

INDUSTRIAL

**Cr-Mo
chromoly**



PRICE EX. VAT

TUNDRA 8 PIECE 1/2" DRIVE IMPACT ADAPTOR SET

TUNIADPS12-08

Set includes sizes:

- 3/8"F x 1/4"M
- 1/2"F x 3/4"M
- 1/4"F x 3/8"M
- 3/4"F x 1/2"M
- 3/8"F x 1/2"M
- 3/4"F x 1"M
- 1/2"F x 3/8"M
- 1"F x 3/4"M



**DIN
3121**

ISO1174-2

INDUSTRIAL

**Cr-Mo
chromoly**



PRICE EX. VAT

TUNDRA 4 PIECE 1/2" DRIVE IMPACT EXTENSION BAR SET

TUNIEXTS12-04

- Ball deten design for better impact socket retention
- Further reach to easier access to hard to reach places

Set includes sizes:

- 50, 75, 100, 125mm



**DIN
3121**

ISO1174-2

INDUSTRIAL

**Cr-Mo
chromoly**



PRICE EX. VAT

TUNDRA INDUSTRIAL IMPACT SOCKETS

- Suitable for use on all types of impact tools; 1/2" drive impact wrenches, drivers, ratchets, and adaptors
- 6-Point gripping for best fit and exceptional durability and lasting performance in high-torque applications
- Dual hole configuration and ring groove for effortless attachment and removal
- Non-slip hex geometry prevents socket and fastener rounding
- Laser etched part numbers
- Square drive
- Supplied in protective blow-moulded carry case

TUNDRA 1/2" IMPACT SOCKETS



Cr-Mo
chromoly

DIN
3121

ISO1174-2

INDUSTRIAL



NEW SIZES!
17mm, 32mm, 33mm

PRODUCT	SIZE	PRICE EX. VAT
TUNISCI12-10	10mm	
TUNISCI12-13	13mm	
TUNISCI12-15	15mm	
TUNISCI12-17	17mm	
TUNISCI12-19	19mm	
TUNISCI12-24	24mm	
TUNISCI12-27	27mm	
TUNISCI12-30	30mm	
TUNISCI12-32	32mm	
TUNISCI12-33	33mm	
TUNISCI12-36	36mm	

TUNDRA 1/2" DEEP IMPACT SOCKETS



Cr-Mo
chromoly

DIN
3121

ISO1174-2

INDUSTRIAL



NEW SIZES!
33mm, 36mm

PRODUCT	SIZE	PRICE EX. VAT
TUNISCI12-10D	10mm	
TUNISCI12-13D	13mm	
TUNISCI12-17D	17mm	
TUNISCI12-19D	19mm	
TUNISCI12-21D	21mm	
TUNISCI12-22D	22mm	
TUNISCI12-24D	24mm	
TUNISCI12-27D	27mm	
TUNISCI12-30D	30mm	
TUNISCI12-32D	32mm	
TUNISCI12-33D	33mm	
TUNISCI12-36D	36mm	

WHY CHOOSE CHROME MOLYBDENUM?

✓ HIGH STRENGTH & DURABILITY

High tensile strength which allows it to absorb the impact forces that are common in heavy-duty applications.

✓ DESIGNED FOR IMPACT WRENCHES

Our Tundra Cr-Mo sockets are specifically engineered to handle high torque conditions without breaking.

✓ RESISTANT TO DEFORMATION

Cr-Mo can be heat-treated to achieve a high level of hardness, which helps the socket maintain its shape and size even under high torque.

✓ CORROSION RESISTANT

The chromium in the alloy provides a level of corrosion resistance, which helps the sockets last longer, especially in harsh environments where they may be exposed to moisture, chemicals, or other corrosive substances.

✓ REDUCED SPLINTERING

Cr-Mo's toughness reduces the likelihood of breaking in a way that sends sharp pieces flying.

✓ TOUGH & DUCTILE

Cr-Mo is flexible under stress, an important attribute for sockets that need to withstand repeated impacts. The toughness ensures the sockets can endure many cycles of use, reducing the likelihood of cracks developing over time.



TUNDRA INDUSTRIAL IMPACT SOCKETS

✓ NON-SLIP GEOMETRY

✓ CHROME MOLYBDENUM STEEL

✓ 6 GRIPPING POINTS

TUNDRA 3/4" IMPACT SOCKETS



Cr-Mo
chromoly

DIN
3121

ISO1174-2

INDUSTRIAL



NEW SIZES!
27mm, 32mm, 33mm,
41mm, 46mm

PRODUCT	SIZE	PRICE EX. VAT
TUNISCI34-24	24mm	
TUNISCI34-27	27mm	
TUNISCI34-30	30mm	
TUNISCI34-32	32mm	
TUNISCI34-33	33mm	
TUNISCI34-36	36mm	
TUNISCI34-41	41mm	
TUNISCI34-46	46mm	

TUNDRA 3/4" DEEP IMPACT SOCKETS



Cr-Mo
chromoly

DIN
3121

ISO1174-2

INDUSTRIAL



NEW SIZE!
33mm

PRODUCT	SIZE	PRICE EX. VAT
TUNISCI34-24D	24mm	
TUNISCI34-27D	27mm	
TUNISCI34-30D	30mm	
TUNISCI34-32D	32mm	
TUNISCI34-33D	33mm	
TUNISCI34-36D	36mm	
TUNISCI34-41D	41mm	
TUNISCI34-46D	46mm	

NEW!

TUNDRA 1" DEEP IMPACT SOCKETS



Cr-Mo
chromoly

DIN
3121

ISO1174-2

INDUSTRIAL



PRODUCT	SIZE	PRICE EX. VAT
TUNISCI10-27D	27mm	
TUNISCI10-30D	30mm	
TUNISCI10-32D	32mm	
TUNISCI10-33D	33mm	
TUNISCI10-36D	36mm	
TUNISCI10-41D	41mm	
TUNISCI10-46D	46mm	
TUNISCI10-50D	50mm	

TUNDRA 1/2" IMPACT HEX MALE DRIVERS

Cr-Mo
chromoly

DIN
3121

ISO1174-2

INDUSTRIAL



NEW SIZES!
17MM, 19MM

PRODUCT	SIZE	PRICE EX. VAT
TUNIHXI12-05	5mm	
TUNIHXI12-06	6mm	
TUNIHXI12-08	8mm	
TUNIHXI12-10	10mm	
TUNIHXI12-12	12mm	
TUNIHXI12-14	14mm	
TUNIHXI12-17	17mm	
TUNIHXI12-19	19mm	

FEATURES

- Dual hole configuration and ring groove for effortless attachment and removal
- Manufactured from Chrome Molybdenum steel for extreme impact durability
- 6-Point gripping for best fit and exceptional durability and lasting performance in high-torque applications
- Laser etched part numbers
- Suitable for use on all types of impact tools
- Non-slip hex geometry prevents socket and fastener rounding
- Square drive

INDUSTRIAL

ISO1174-2

Cr-Mo
chromoly**DIN**
3121**NEW!****TUNDRA EXTENSION BARS 3/4" & 1"****3/4"**

PRODUCT	SIZE	PRICE EX. VAT
1 TUNEXI34-150	150mm	
2 TUNEXI34-250	250mm	
3 TUNEXI34-400	400mm	

1" 300MM

TUNIEXI10-300

**INDUSTRIAL****Cr-Mo**
chromoly**DIN**
3121

ISO1174-2

PRICE EX. VAT

NEMESIS™
AXLE STANDS

PAGE 111

TUNDRA 1/2" DRIVE IMPACT EXTENSION BARS

- Ball detent design for better impact socket retention
- Further reach to easier access to hard to reach places

**Cr-Mo**
chromoly**DIN**
3121

ISO1174-2

INDUSTRIAL

PRODUCT	SIZE	PRICE EX. VAT
1 TUNIEXI12-150	150mm	
2 TUNIEXI12-200	200mm	
3 TUNIEXI12-250	250mm	

TUNDRA IMPACT ADAPTORS**Cr-Mo**
chromoly**INDUSTRIAL****DIN**
3121

ISO1174-2



PRODUCT	SIZE	PRICE EX. VAT
TUNIADI12M-34F	3/4" Female to 1/2" Male	
TUNIADI12F-34M	1/2" Female to 3/4" Male	
TUNIADI01F-34M	1" Female to 3/4" Male	

TUNDRA 1/2" SQUARE DRIVE IMPACT UNIVERSAL SOCKET

TUNIUNI12

**Cr-Mo**
chromoly**DIN**
3121

ISO1174-2

INDUSTRIAL

PRICE EX. VAT

8 PIECE IMPACT ADAPTOR SET

JEFIADPS12-02

- 1/2" Drive, 6pt
- Black oxide finish for improved corrosion resistance

Includes

- 8 x sockets:
3/8"F x 1/4"M, 1/4"F x 3/8"M,
3/8"F x 1/2"M, 1/2"F x 3/8"M,
1/2"F x 3/4"M, 3/4"F x 1/2"M,
3/4"F x 1"M, 1"F x 3/4"M



PRICE EX. VAT

5 PIECE 1/2" ALLOY WHEEL IMPACT SOCKET SET

JEFISOC05A-12

- 1/2"
- Cr-MO Steel with anodised finish

Includes:

- 5 x sockets:
15mm, 17mm, 19mm,
21mm, 22mm



PRICE EX. VAT

16 PIECE 3/8" DEEP IMPACT SOCKET SET

JEFISOC38-01

- Manufactured from Chrome Vanadium Steel (Cr-V)
- Black phosphate finish for improved corrosion resistance
- Suitable for use with impact air wrenches
- Set supplied in robust moulded carry-case

Includes:

- 14 sockets:
7, 8, 9, 10, 11, 12,
13, 14, 15, 16, 17,
18, 19, 22mm
- 2 extension bars:
3" & 6"



PRICE EX. VAT

10 PIECE 1/2" IMPACT SOCKET SET

JEFISOC12-03

- 1/2" Drive, 6pt
- Suitable for use with impact air wrenches
- Set supplied inside a durable metal box

Includes:

- 10 x sockets:
9, 10, 11, 13, 14, 17,
19, 22, 24, 27mm

SUPPLIED IN METAL CARRY CASE



PRICE EX. VAT

13 PIECE 1/2" IMPACT SOCKET SET

JEFISOC12-05

- 1/2" Drive, 6pt
- Black oxide finish for improved corrosion resistance

Includes:

- 13 x sockets: 10, 11, 12,
13, 14, 15, 16, 17, 18, 19,
21, 22, 24mm



PRICE EX. VAT

10 PIECE 1/2" DEEP IMPACT SOCKET SET

JEFISOC12-02

- 1/2" Drive, 6pt

Includes:

- 10 x sockets: 9, 10, 11, 13,
14, 17, 19, 22, 24, 27mm



PRICE EX. VAT

13 PIECE 1/2" IMPACT SOCKET SET

JEFISOC12-06

- 1/2" Drive, 6pt
- Black phosphate finish for improved corrosion resistance
- Impact resistant and high strength



Includes:

- 13 x sockets:
10, 11, 12, 13, 14, 15, 16,
17, 18, 19, 21, 22, 24mm



PRICE EX. VAT

16 PIECE 1/2" DEEP IMPACT SOCKET SET

JEFISOC12-01

- 1/2" Drive, 6pt
- Black phosphate finish for improved corrosion resistance
- Impact resistant and high strength



Includes:

- 16 x sockets:
10, 11, 12, 13, 14, 15, 16, 17, 18,
19, 21, 22, 24, 27, 30, 32mm



PRICE EX. VAT

34 PIECE 1/2" IMPACT SOCKET SET

JEFISOC12-04

- 1/2" Drive, 6pt
- Black oxide finish for improved corrosion resistance



Includes:

- Standard socket: 10, 11, 12, 13, 14, 15, 16, 17, 18, 19, 21, 22, 24, 27, 30, 32mm
- Deep socket: 10, 11, 12, 13, 14, 15, 16, 17, 18, 19, 21, 22, 24, 27, 30, 32mm
- 1/2" Dr. 125mm Extension Bar
- 1/2" Dr. Universal Joint



PRICE EX. VAT

13 PIECE 3/4" IMPACT SOCKET SET

JEFISOC34-01

- 3/4" Sq Drive, 6pt
- Metric & Imperial
- Black oxide finish for improved corrosion resistance

Includes:

- 13 x sockets: 22, 24, 27, 30, 32, 33, 34, 36, 38mm, 1", 1-1/8", 1-3/8", 1-7/16"

SUPPLIED IN METAL CARRY CASE



PRICE EX. VAT

10 PIECE 3/4" DEEP IMPACT SOCKET SET

JEFISOC34-02

- Black phosphate finish for improved corrosion resistance
- Suitable for use with impact air wrenches
- Set supplied in robust moulded carry-case

Includes:

- 10 x sockets: 24, 27, 30, 32, 33, 34, 36, 38, 41, 46mm



PRICE EX. VAT



8 PIECE 1" DEEP IMPACT SOCKET SET

JEFISOC01-02

- 1" Drive, 6pt
- Metric
- Black phosphate finish for improved corrosion resistance

Includes:

- 8 x sockets: 24, 27, 30, 32, 33, 34, 36, 41mm



PRICE EX. VAT



10 PIECE 1" DEEP IMPACT SOCKET SET

JEFISOC01-01

- 1" Drive, 6pt
- Metric & Imperial
- Black phosphate finish for improved corrosion resistance

Includes:

- 10 x sockets: 24, 27, 30, 32, 33, 36, 38, 41mm, 1", 1-1/8"



PRICE EX. VAT





GAS/GASLESS MIG WELDERS (230V)

Our professional range of autoMIG welders all feature a heavy-duty high output transformer and forced air cooling to maximise duty cycle performance. Supplied set up in gas mode. Use in gasless mode will require the purchase of a spool of fluxed cored wire, a pack of 1.0mm tips.

- Portable MIG Welder
- Ideal for DIY & garage use
- Produces stable arc striking and minimal spatter
- Cooling System: Forced Air
- Torch: Non-live
- Wire Capacity: 5-15kg
- Gas Type: CO₂ / Argon Mix & Argon & CO₂
- Input Voltage: 230V Single Phase

151 AMP

Includes:

- 1.8m 10mm² 160A Earth cable with clamp
- 1m Gas hose
- 1.8m MIG welding torch
- Hand held face shield
- Hammer & brush comb

1



185 AMP

Includes:

- 2.5m 16mm² 300A Earth cable with clamp
- 1.4m Gas hose
- 2 x Hose clamps
- 250Amp 3m Binzel type torch
- Argon gas regulator

2



INCLUDES ARGON
GAS REGULATOR

215 AMP

Includes:

- 2.5m 16mm² 300A Earth cable with clamp
- 1.4m Gas hose
- 2 x Hose clamps
- 250Amp 3m Binzel type torch
- Argon gas regulator

3



INCLUDES ARGON
GAS REGULATOR

	PRODUCT	WELDING WIRE DIAMETER	MAX. INPUT CAPACITY	OUTPUT CURRENT RANGE	RATED OUTPUT CURRENT	RATED DUTY CYCLE	POWER SUPPLY CIRCUIT BREAKER	DIMENSIONS	WEIGHT	PRICE EX. VAT
1	JEFMIG151-AM	0.6-0.9mm	5.5kVA	30-151A	50-150A	100% @ 50A 60% @ 80A 15% @ 150A	-	720 x 320 x 540mm	21.2kg	
2	JEFMIG185-AM	0.6 - 0.8mm	7.35kVA	35-180A	90-185A	60% @ 90A 30% @ 130A 15% @ 185A	32A	800 x 460 x 675mm	42kg	
3	JEFMIG215-AM	0.6 - 0.8mm	8.95kVA	40-215A	100-215A	60% @ 100A 30% @ 145A 15% @ 215A	32A	800 x 460 x 675mm	44kg	

AUTOMIG CONSUMABLES (150AMP)

1



5 PER PACK

2



3 PER PACK


AUTOMIG CONSUMABLES (250AMP)

1



5 PER PACK

2



3 PER PACK

	PRODUCT	DESCRIPTION	PRICE EX. VAT
1	JEFTIPBZ15-0.6	0.6mm Tip MB15 Binzel Torch (5 Pack)	
1	JEFTIPBZ15-0.8	0.8mm Tip MB15 Binzel Torch (5 Pack)	
1	JEFTIPBZ15-1.0	1.0mm Tip MB15 Binzel Torch (5 Pack)	
2	JEFNOZBZ15	Nozzle MB15 Binzel Torch (3 Pack)	

	PRODUCT	DESCRIPTION	PRICE EX. VAT
1	JEFTIPBZ25-0.8	0.8mm Tip MB25 Binzel Torch (5 Pack)	
1	JEFTIPBZ25-1.0	1.0mm Tip MB25 Binzel Torch (5 Pack)	
2	JEFNOZBZ25	Nozzle MB25 Binzel Torch (3 Pack)	

JEFFERSON® WELDERS SHOULD BE FITTED WITH THE CORRECT PLUG. FAILURE TO COMPLY WITH THIS INSTRUCTION WILL VOID WARRANTY



Suitable for a wide range of welding jobs and widely used due to their reliability, these Jefferson MIG welders have a 35% duty cycle at rated output current and can weld without interruption for longer periods of time. The range includes 2-roll and 4-roll wire feeder options and each are fitted with anti-dust protection. Robust housing and complete with handle and castor wheels for manoeuvrability.

- Input: 230V / 32A
- Large cabinets allow for full height gas cylinders
- Heavy duty front and rear wheels
- Forced air fan cooling
- Double support straps for gas cylinder
- Variable wire speed
- Spot weld timer

225 AMP MIG WELDER (230V)

KIT-JEFMIG225

- Output: 225Amp
- Wire Feed: 2 Roll
- Welding Wire Diameter: 0.6-1.0mm
- Voltage Steps: 6
- Dimensions (LxBxH): 830 x 440 x 760mm

Comes complete with:

- Argon Regulator
- 3m Earth Lead
- 250Amp Binzel Type MIG Torch



PRICE EX. VAT

275 AMP MIG WELDER (230V)

KIT-JEFMIG275

- Output: 275Amp
- Wire Feed: 4 Roll
- Welding Wire Diameter: 0.6-1.2mm
- Voltage Steps: 12
- Dimensions (LxBxH): 830 x 440 x 760mm

Comes complete with:

- Argon Regulator
- 3m Earth Lead
- 250Amp Binzel Type MIG Torch



PRICE EX. VAT

160 AMP ARC TIG INVERTER WELDER (230V)

JEFTARC160-230

- Features a Lift TIG Function- Compatible with 2.5, 3.2, 4.0mm electrodes
- Digital LED Display
- Hot Start
- Arc Force
- Overheat Protection
- Generator Friendly
- Duty Cycle: 40% @ 160A
- Voltage: 230V
- Frequency: 50Hz
- Rated Input Current: 16A
- No Load Voltage: 60V
- No Load Loss: 50W
- Output Current Range: 30-160A
- Efficiency: 85%
- Power Factor: 0.73
- Cable Connections: 35 x 50mm
- Insulation Class: F
- Protection Class: IP21S
- Weight: 8kg
- Dimensions: 430 x 150 x 390mm



PRICE EX. VAT

160 AMP ARC TIG INVERTER WELDER (DUAL VOLTAGE)

JEFTARC160-DV

- Equipped with the latest IGBT inverter technology
- Anti-stick, arc-force, hot start, minimal spatter & high efficiency
- Thermal overload cut-out and LED indicator
- Generator-friendly with auto-correction for voltage fluctuation (+/- 15%)
- Compact, lightweight and robust in durable moulded casing and carry handle
- Ingress Protection: IP21 / S
- Electrode Capacity: 1.6 - 4.0mm
- Display: Analogue
- Ingress Protection: IP21 / S
- Electrode Capacity: 1.6 - 4.0mm
- Display: Analogue
- Cable: 4m x 2.5mm 3 core
- Connections: 35/50 Dinze
- Dimensions: 310 x 140 x 210mm
- Weight: 7.9kg
- Current Range: 230V: 10-160A 110V: 10-90A
- Duty Cycle: 230V: 160A @ 30% 110V: 90A @ 25%
- No Load Voltage: 230V: 90.2V 110V: 86.5V
- Max Input Current: 230V: 32A 110V: 36.5A



Includes:
Blow Moulded Carry Case
5m x 16mm Electrode Holder
3m x 10mm Earth Lead & 200A Clamp

MMA/Arc Welding:
☒ Carbon Steel
☒ Low Alloy Steel
☒ Stainless Steel
☒ Cast Iron
TIG Welding:
☒ Carbon Steel
☒ Low Alloy Steel
☒ Stainless Steel
☒ Cast Iron
☒ Titanium
☒ Copper
☒ Brass



PRICE EX. VAT

JEFFERSON® WELDERS SHOULD BE FITTED WITH THE CORRECT PLUG. FAILURE TO COMPLY WITH THIS INSTRUCTION WILL VOID WARRANTY

160AMP HIGH FREQUENCY PULSE TIG WELDER (230V)

KIT-JEFTP1600-230

- Input: 230V 16A
- Output: 160Amp
- Comes with a 3m earth lead and 200Amp TIG Torch
- Duty Cycle: 25% @ 160A
- Dimensions: 400 x 140 x 230mm
- Weight: 7.5kg



HIGH-FREQUENCY
PULSE TIG

16
AMP

230V

BMC

PRICE EX. VAT

TUNDRA AC/DC 320AMP TIG WELDER (3 PHASE)

KIT-TUNTIG320AC-DC

TIG AC/DC welding machines are specifically designed to achieve perfect aluminium and aluminium alloy welding with alternating current. In DC mode they can also weld other metals such as stainless steel, mild steel, alloy steel, titanium and copper alloys. Coated electrodes – MMA welding is possible in either AC or DC with digital polarity change. Switchable HF arc ignition, 2-step/4-step/two level 4-step mode, 500 Hz DC pulse, AC pulse, 4 different AC forms and memory for operator's own settings. Options include remote control, foot pedal and TIG cold wire feeder.

- Supply voltage: 415V
- Supply current: 32A
- Welding current: 5–320A
- Duty cycle: 35%
- DC pulse frequency: 0.5–500Hz
- AC frequency: 35–250Hz
- AC pulse frequency: 0.5–10Hz
- Dimensions: 540 x 250 x 480mm
- Weight: 30kg



415V

INDUSTRIAL



PRICE EX. VAT

WELDING SAFETY EQUIPMENT

16" PREMIUM GAUNTLETS
PAGE 49

AUTOMATIC WELDING HELMET
PAGE 50

INDUSTRIAL AIR FED WELDING HELMET
PAGE 52


PAGES 49-53

JEFFERSON® WELDERS SHOULD BE FITTED WITH THE CORRECT PLUG. FAILURE TO COMPLY WITH THIS INSTRUCTION WILL VOID WARRANTY

40AMP PLASMA CUTTER (DUAL VOLTAGE)

JEFPLAS40A-DV

- Input Voltage ~ Frequency: 230V / 110V ~ 50Hz
- Maximum Amp Output: 40A (@230V) 20A (@110V)
- Cutting Capacity: 25mm
- Open Circuit Voltage: 300V
- Duty Cycle:
230V: 40A @ 30%
110V: 20A @ 60%
- Torch Cable Length: 6m
- Working Pressure: 80-110psi
- Display: Analogue
- Cable / Plug:
4m x 2.5mm 3 core / 16A
- Dimensions: 582 x 343 x 381mm
- Weight: 9.6kg



PRICE EX. VAT


TUNDRA 45AMP PLASMA CUTTER (DUAL VOLTAGE)

TUNPLAS45A-DV

- Input Voltage ~ Frequency: 230V / 110V ~ 50Hz
- Maximum Amp Output: 45A (@230V) 20A (@110V)
- Cutting Capacity: 28mm
- Open Circuit Voltage: 300V
- Duty Cycle:
230V: 45A @ 30%
110V: 20A @ 60%
- Torch Cable Length: 6m
- Working Pressure: 80-110psi
- Display: Digital
- Cable / Plug: 4m x 2.5mm 3 core / 16A
- Dimensions: 582 x 343 x 381mm
- Weight: 9.6kg



WARRANTY DOES NOT INCLUDE TORCH & CONSUMABLES



INDUSTRIAL

PRICE EX. VAT

PT60 60A 6M PLASMA TORCH

JEFPLASPT60-TCH



PRICE EX. VAT

PLASMA TORCH CONSUMABLES



	PRODUCT	DESCRIPTION	PRICE EX. VAT
1	JEFPLASPT60-01	Head Body	
2	JEFPLASPT60-02	0.9mm Cutting Nozzle	
3	JEFPLASPT60-03	Electrode	
4	JEFPLASPT60-04	Ceramic Cap	
5	JEFPLASPT60-05	Diffuser	
6	JEFPLASPT60-06	Double Point Spacer	


JEFFERSON® PLASMA CUTTERS SHOULD BE FITTED WITH THE CORRECT PLUG. FAILURE TO COMPLY WITH THIS INSTRUCTION WILL VOID WARRANTY

1280 PROPANE ROOFERS TORCH KIT

JEFPROTRHRFK

- Zinc plated propane torch
- Burner control lever
- Adjustable flame intensity
- Single burner
- Max Temperature: 1850°C
- Gas Consumption: 8200g/hr
- Burner diameter: 60mm

COMPATIBLE REGULATOR BELOW
(JEFPROREG-F OR JEFPROREG-M)



600MM PROPANE ROOFERS TORCH KIT

JEFPROTRHRFK-600

- 3 way valve
- Connector: G 3/8" -19 LH
- Burner size: 60mm diameter
- Reach: 600mm
- Fuel: Propane
- Working Pressure: 4-12bar
- Max. Temperature: 1850°C
- Gas Consumption: 8200g/hr

DESIGNED FOR ROOFING
APPLICATIONS, ROAD LINE
BURNING AND WEED KILLING

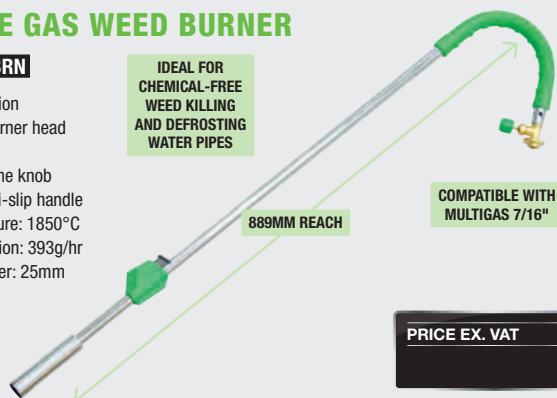


PROPANE GAS WEED BURNER

JEFPROWEDBRN

- Piezo self ignition
- High output burner head
- 35" long arm
- Adjustable flame knob
- Ergonomic anti-slip handle
- Max Temperature: 1850°C
- Gas Consumption: 393g/hr
- Burner Diameter: 25mm

IDEAL FOR
CHEMICAL-FREE
WEED KILLING
AND DEFROSTING
WATER PIPES



LOW PRESSURE PROPANE GAS REGULATORS

JEFPROREG-F

FEMALE
- EU STANDARD



JEFPROREG-M

MALE
- UK STANDARD



FOR USE WITH
PROPANE CYLINDERS
AND GAS HEATERS

- Max temperature: 50°C
- Flow rate: 8.0kg
- Operation pressure: 0.5 - 4bar
- Inlet connector: G5/8" LH
- Outlet connector: G3/8" LH

PRICE EX. VAT

PROPANE TORCH MULTI KIT

JEFPROTRHMKIT

- Zinc plated propane torch
- Heat insulated handle
- 3x burners: 25, 35 & 50mm
- Max Temperature: 1800°C
- Gas Consumption:
25mm: 265g/hr
35mm: 450g/hr
50mm: 2000g/hr



NEW!

**SCRAPER &
UTILITY KNIFE**



PAGE 177

MAPP & OXYGEN BRAZING KIT & CONSUMABLES

JEFGASBRAZKIT



✓ DURABLE BURN WAND



✓ LIGHTWEIGHT & PORTABLE



✓ ADJUSTABLE FLAME

- Compatible with CGA 600 connection, MAPP and Europe type M12*1 & M10*1 thread oxygen cylinder
- Features an adjustable flame which is perfect for cutting light steel, brazing, soldering and light welding
- Durable brass burn wand with independent fuel and oxygen controls
- Pressure regulated for consistent performance when inverted
- Max. Temp. 3000°C making it ideal for small brazing, welding and metal-cutting projects
- Lightweight and portable with 1.8m hose

BURN WAND WITH ADJUSTABLE FLAME

MAPP & OXYGEN GAS

Includes:

- 1x Metal Carry Case
- 1x Torch
- 1x Oxygen Bottle
- 1x MAPP Bottle
- 1x M10 Adaptor
- 3x Nozzles
- 1x Sparker
- 1x Safety Glasses



EN1326:1996

***WARNING: NOT SUITABLE FOR ACETYLENE**

INFERNO™

METAL CARRY CASE

PRICE EX. VAT

BRAZING GAS TORCH

JEFGASBRAZTCH

- Advanced gas control system on the handle improves precision
- Durable brass burn wand, independent fuel and oxygen controls and is pressure regulated for consistent performance when inverted
- Lightweight and portable with 1.8m hose

COMPATIBLE WITH JEFGASBRAZKIT




PRICE EX. VAT

***WARNING: NOT SUITABLE FOR ACETYLENE**

INFERNO™

OXYGEN CYLINDER ADAPTOR

JEFGASOXYADPT



PRICE EX. VAT

SOLDERING MAT

JEFMATSOL

- Fibreglass material
- Max. Temperature: 1200°C
- Dimensions: 200 x 300mm

SOLDERING IRONS PAGE 187



PREVENTS BURN DAMAGE WHEN SOLDERING OR BRAZING

PRICE EX. VAT


INDUSTRIAL GAS TORCH

JEFGASTORCHIND

- Adjustable turbo flame enabling a high concentrated heat with anti-flare
- Equipped with instant Piezo ignition
- Can be operated with disposable propane or MAPP gas cylinders
- Fits all cylinders/cartridges with 1" US thread and other cylinders with the use of optional adaptors
- Solid die-cast torch body
- Fine filtered jet
- Works in any position including upside down
- Dead mans trigger function
- Burner Diameter: 15mm
- Burner Length: 64mm
- Gas Consumption at Working Pressure: 250g/hr
- Max Heat Output: 2300 kW
- Maximum Temperature: 2400 °C
- Valve Type: Fine Regulating Valve
- Working Pressure (bar): 0-3.5 bar

Ideal for:

- ✓ Plumbing
- ✓ Heating
- ✓ Refrigeration
- ✓ Air conditioning



GAS FLOW ADJUSTER



STAINLESS STEEL BURNER TUBE



ON/OFF BUTTON AND CONTINUOUS WORKING BUTTON



***WARNING: NOT SUITABLE FOR ACETYLENE**

INFERNO™
INDUSTRIAL



PRICE EX. VAT

SOLDERING & BRAZING GAS TORCH

JEFGASTORCH

- Push-button for trigger start, Piezo self-igniting system
- 360° swivel flametube design
- Compatible with Propane, Mapp® Mapp/Pro™ gases & MT-1 & PT-1 fuel containers
- Brass tip, built-in gas regulator & safety trigger lock

Propane (JEFGASPRO0400)

- Soft solder: 19mm - 76mm

- Brazing: 6mm - 19mm

MAPP (JEFGASMAP0453)

- Soft solder: 19mm - 102mm

- Brazing: 6mm - 32mm



EN12205, 1354

***WARNING: NOT SUITABLE FOR ACETYLENE**

INFERNO™

PRICE EX. VAT



GAS TORCH EXTENSION HOSE 1.5M

JEFGAST-EXT1.5

- CGA 600 Standard torch connection
- Gas flow control knob
- 1.5m reinforced gas hose



PRICE EX. VAT



SOLDERING & BRAZING GAS TORCH & MAPP GAS KIT

JEFGASTORCHKIT

- JEFGASTORCH Soldering & Brazing Gas Torch
- JEFGASMAP0453 MAPP Gas - FLAMMABLE, N.O.S (Methyl Acetylene & Propadiene Mixtures, Stabilized)



EN12205, 1354

***WARNING: NOT SUITABLE FOR ACETYLENE**

INFERNO™

PRICE EX. VAT

GAS

- Disposable gas bottle for use with Jefferson MIG Welders and other leading MIG welder brands
- Suitable for welding thin sheet metal / mild steel



	PRODUCT	DESCRIPTION	VOLUME	PRESSURE	CONTENTS	PRICE EX. VAT
1	JJEFGASC021200	CO2 Welding Gas 1200g / 2L	2200cc	110bar at 20°	1200g	
2	JJEFGASC020600	CO2 Welding Gas 600g / 1L	950cc	36bar at 0°	600g	
3	JJEFGASMIX110L	CO2 / Argon Mix Welding Gas 110L	950cc	110bar at 20°	110 Litre	

	PRODUCT	DESCRIPTION	SPECIFICATION	PRICE EX. VAT
4	JJEFGASOXY0145	Oxygen Gas 145g/5.0oz	<ul style="list-style-type: none"> • Disposable bottle 110L of oxygen at medium pressure (110 bar) • Suitable for gas welding and brazing • Volume: 950cc • Pressure: 110bar at 20° 	
5	JJEFGASMAP0453	Mapp Gas 3600°F 400g/14.1oz	<ul style="list-style-type: none"> • Ph28bar, PQW 13 • UN.1077 IM02.1 • Liquefied Gas • FLAMMABLE, N.O.S (Methyl Acetylene & Propadiene Mixtures, Stabilized) 	
6	JJEFGASPRO0400	Propane Gas 400g/14.1oz	<ul style="list-style-type: none"> • Ph28bar, PQW 16 • UN.1978 IM02.1 • FLAMMABLE, N.O.S (Dimethylmethane) 	

ARGON REGULATOR SIDE ENTRY

JEFRGR-ARG-SE

- Input pressure: 300bar
- Output pressure: 30L/min
- Gauge pressure range
Input: 400bar
Output: 40L/min
- Inlet connector: G5/8"-14
- Outlet connector: G3/8"-19



PRICE EX. VAT

ARGON REGULATOR

JEFRGR-ARG

- Input pressure: 300bar
- Output pressure: 30L/min
- Gauge pressure range:
Input: 400bar
Output: 40L/min
- Inlet connector: G5/8"-14
- Outlet connector: G3/8"-19



PRICE EX. VAT

ACETYLENE GAS REGULATOR

JEFRGR-ACE

- Input pressure: 25bar
- Output pressure: 1.5bar
- Gauge pressure range:
Input: 40kg/cm²
Output: 2.5kg/cm²
- Inlet connector: G5/8"-14LH
- Outlet connector: G3/8"-19LH



PRICE EX. VAT

OXYGEN REGULATOR

JEFRGR-OXY

- Input pressure: 300bar
- Output pressure: 10bar
- Gauge pressure range
Input: 400kg/cm²
Output: 16kg/cm²
- Inlet connector: G5/8"-14
- Outlet connector: G3/8"-19



PRICE EX. VAT

PROPANE GAS REGULATOR

JEFRGR-PRO

- Input pressure: 25bar
- Output pressure: 4bar
- Inlet connector: 5/8" BSP LH
- Outlet connector: 3/8" BSP LH

FOR USE WITH
CUTTING
TORCHES



PRICE EX. VAT

GAS ACCESSORIES

DROP FORGED
21 & 28MM



PRODUCT	DESCRIPTION	PRICE EX. VAT
JEFCOMBTL	Combination Bottle Spanner	
JEFSPINKEY	7mm Spindle Key	

HICKORY HAMMERS



PAGE 165

SG2 SOLID MIG WELDING WIRE - 0.7KG, 5KG & 15KG

Mild steel welding wire is widely used in ship, vehicle, bridge, engineering machinery and various other fields. Mild steel welding wire is highly anti-corrosive, it uses CO₂ gas shielded welding and is widely applied in marine boilers, marine pipelines and marine cargo manufacturing industries. Our SG2 solid wire mild steel welding wire is coated with a copper layer for high anti-corrosion.



CE 0035 14, EN ISO 14341-A-
G42 3 C1 3S1, EN13479:2017

SG2
SOLID WIRE



PRODUCT	WIRE DIAMETER	PACK SIZE	PRICE EX. VAT
JEFWP0.6-0.7	0.6mm	0.7kg	
JEFWP0.8-0.7	0.8mm	0.7kg	
JEFWP0.6-05	0.6mm	5kg	
JEFWP0.8-05	0.8mm	5kg	
JEFWP1.0-05	1.0mm	5kg	
JEFWP0.8	0.8mm	15kg	
JEFWP1.0	1.0mm	15kg	
JEFWP1.2	1.2mm	15kg	

0.9MM FLUX CORED WELDING WIRE - 0.9KG

JEFWP0.9-0.9FC

- Manufactured to BS EN ISO14341:2008
- Suitable for use with the Jefferson autoMIG 151A gas/no gas welder (JEFMIG151-A) and other gas/no gas welders
- Ideal for a range of industry uses



PRICE EX. VAT

WELDING RODS



A versatile, deep penetrating steel electrode with smooth, stable arc characteristics. It is used for the welding of mild steels, galvanized and some low alloy steels. The coating produces a forceful, spray-type arc, resulting in deep penetrating welds. The slag is thin and easily removable.

Class E6013 blue rutile coated electrodes suitable for welding Carbon and C-Mn steels with medium mechanical properties. Typical Application: Vehicles, ship building and repair, sheet metal, build-up of over machined and worn mild steel surfaces, general light fabrication.

- Soft arc therefore suitable for relatively thin plates and bridging wide gaps
- All position electrode including vertical down
- Rutile general purpose

PRODUCT	SIZE	PRICE EX. VAT
JEFWR2.5-2.5KG	2.5 x 350mm	
JEFWR3.2-2.5KG	3.2 x 350mm	
JEFWR4.0-2.5KG	4.0 x 350mm	

BINZEL TYPE MIG TORCHES



250A 4 METRE

JEFTORBZL250A4M

PRICE EX. VAT

250A 5 METRE

JEFTORBZL250A5M

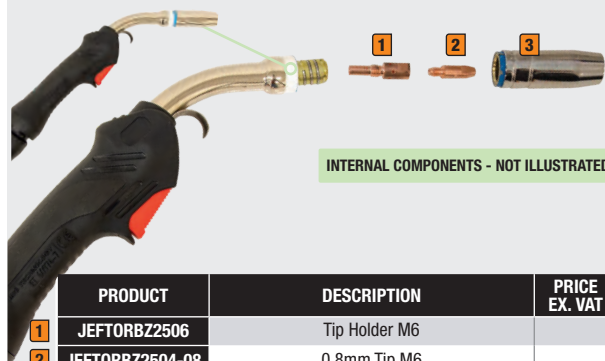
PRICE EX. VAT

360A 5 METRE

JEFTORBZL360A5M

PRICE EX. VAT

BINZEL TYPE 250AMP MIG TORCH CONSUMABLES



INTERNAL COMPONENTS - NOT ILLUSTRATED


	PRODUCT	DESCRIPTION	PRICE EX. VAT
1	JEFTORBZ2506	Tip Holder M6	
2	JEFTORBZ2504-08	0.8mm Tip M6	
2	JEFTORBZ2504-10	1.0mm Tip M6	
2	JEFTORBZ2504-12	1.2mm Tip M6	
3	JEFTORBZ2508	Gas Nozzle 15mm bore	
	JEFTORBZ2524-50	Steel Liner 1.0mm-1.2mm x 5m	
	JEFTORBZ2513-50	Teflon Liner 1.0mm-1.2mm x 5m	

BINZEL TYPE 360AMP MIG TORCH CONSUMABLES



	PRODUCT	DESCRIPTION	PRICE EX. VAT
1	JEFTORBZ3614	Tip Holder M8	
2	JEFTORBZ4014-10	1.0mm Tip M8	
2	JEFTORBZ4014-12	1.2mm Tip M8	
3	JEFTORBZ3605W	White Diffuser	
4	JEFTORBZ3616	Gas Nozzle 16mm bore	
	JEFTORBZ2524-50	Steel Liner 1.0mm-1.2mm x 5m	
	JEFTORBZ2513-50	Teflon Liner 1.0mm-1.2mm x 5m	

TWECCO TYPE 400AMP MIG TORCH CONSUMABLES



INTERNAL COMPONENTS - NOT ILLUSTRATED

	PRODUCT	DESCRIPTION	PRICE EX. VAT
1	JEFTORTW34CT	Nozzle Insulator	
2	JEFTORTW54A	Gas Diffuser	
3	JEFTORTW14H-40	Heavy Duty 1.0mm Tip	
	JEFTORTW14H-40Z	Heavy Duty 1.0mm Zirconium Tip	
3	JEFTORTW14H-45	Heavy Duty 1.2mm Tip	
	JEFTORTW14H-45Z	Heavy Duty 1.2mm Zirconium Tip	
4	JEFTORTW24CT	Fixed Nozzle 16mm bore	
	JEFTORTW4354515	Steel Liner 0.9mm-1.2mm x 4.5m	

MIG
WELDERS

autoMIG™

Jef-MIG™
MIG WELDERSPAGES
38 & 39

BERNARD TYPE 400AMP MIG TORCH CONSUMABLES



	PRODUCT	DESCRIPTION	PRICE EX. VAT
1	JEFTORBND4435	Tip Holder	
2	JEFTORBND7496	1.0mm Short Tip	
2	JEFTORBND7490	1.2mm Short Tip	
3	JEFTORBND1596	1.0mm Long Tip	
3	JEFTORBND1590	1.2mm Long Tip	
4	JEFTORBND4491	Brass Nozzle 19mm Bore	
	JEFTORBND44115	Steel Liner 0.8mm-1.2mm x 4.5m	


WARRIOR LIGHTNING TYPE 450AMP 4.5 METRE MIG TORCH

JEFTORLGN450A45M




PRICE EX. VAT

WARRIOR LIGHTNING TYPE 450AMP 4.5 METRE MIG TORCH CONSUMABLES




	PRODUCT	DESCRIPTION	PRICE EX. VAT
1	JEFTORLGN633103	Torch Gas Diffuser	
	JEFTORLGN631240	1.0mm Contact Tip	
2	JEFTORLGN631245	1.2mm Contact Tip	
3	JEFTORLGN632162	Torch Shroud	
	JEFTORLGN644515	Torch Conduit Liner	

BINZEL TYPE 500AMP WATERCOOLED MIG TORCH CONSUMABLES



	PRODUCT	DESCRIPTION	PRICE EX. VAT
1	JEFTORWAT5001	Tip Adaptor 25mm	
2	JEFTORWAT5005C	Ceramic Diffuser	
2	JEFTORWAT5005W	White Diffuser	
3	JEFTORBZ4014-10	1.0mm Tip M8	
3	JEFTORBZ4014-12	1.2mm Tip M8	
4	JEFTORWAT5028	Conical Nozzle 16mm bore	
	JEFTORBZ22513-50	Teflon Liner 1.0mm-1.2mm x 5m	

WARRIOR TREGASKISS TYPE 500AMP MIG TORCH CONSUMABLES



	PRODUCT	DESCRIPTION	PRICE EX. VAT
1	JEFTORTR404-3	Heavy Duty Tip Holder	
2	JEFTORTR4031-10	Heavy Duty 1.0mm Tip Zirconium	
2	JEFTORTR4031-45	Heavy Duty 1.2mm Tip Zirconium	
3	JEFTORTR4016-62	Heavy Duty Nozzle 16mm bore	
	JEFTORTR4153515	Steel Liner 0.9mm-1.2mm x 4.8m	

T-BAR CLAMPS

PAGE 172



14" WELDING GAUNTLETS

JEFGLWG-14RS

- Red leather welding glove with double reinforced palm
- Cotton & foam lining
- Protective gauntlet cuff, wing thumb design



PRICE EX. VAT

16" WELDING GAUNTLETS

JEFGLWG-16YS

- Yellow leather welding glove with double reinforced palm
- Cotton & foam lining
- Protective gauntlet cuff, wing thumb design



PRICE EX. VAT

16" PREMIUM WELDING GAUNTLETS

JEFGLWG-16BP

- Blue cow split leather welding glove with blue double reinforced palm.
- Cotton & foam lining.
- Protective gauntlet cuff, wing thumb design



PRICE EX. VAT

21" WELDING SLEEVES

JEFGLWSLV

- Yellow leather welding sleeve
- Elasticated wrists for easy and comfortable wear
- Hook & loop adjustable design
- Manufactured & Tested to: ISO 13688:2013 & EN ISO 11611:2015



CAT.II

PRICE EX. VAT

14" PREMIUM TIG WELDING GAUNTLETS

JEFGLWG-TIGP

- Soft, comfortable, goat skin leather glove designed to offer the required dexterity & protection for TIG welding processes
- Heavy duty leather cuffs providing extra protection to the forearm
- Kevlar stitched lining
- Manufactured & Tested to: EN 420: 2003+A1: 2009, EN 407:2004 EN 12477:2001+A1:2005, BS EN 388:2016+A1:2018, according to regulation (EU) 2016/425
- These gloves are classed as CAT.II Personal Protective Equipment by the PPE Regulation (EU) 2016/425



CE 2474

KEVLAR STITCHING
SUPERIOR QUALITY

PRICE EX. VAT

WELDING CURTAINS WITH FRAME

- Easy to assemble, lightweight and portable
- 24 eyelets for securely fixing all four sides of the curtain
- Nylon ties provide strong fastening to the frame
- Colour: Orange

1



6FT WIDE

2



8FT WIDE

EN 25980:2014

	PRODUCT	SIZE	PRICE EX. VAT
1	JEFCURTOR6X6FR	6x6ft	
2	JEFCURTOR8X6FR	8x6ft	

WELDING CURTAINS

- Attaches to the Jefferson JEFCURTOR6X6FR/ JEFCURTOR8X6FR welding curtain frame and other standard welding curtain frames



6X6FT

JEFCURTOR6X6

PRICE EX. VAT

8X6FT

JEFCURTOR8X6

PRICE EX. VAT

HAND HELD WELDING MASK

JEFHNDMSK

- Fixed window: 3-1/4" x 4-1/4"
- Fibreglass structure



PRICE EX. VAT

EN 175:1997-08

LENS NOT
INCLUDED

AUTOMATIC WELDING & GRINDING HELMET

JEFWELHT4G

- Welding mode & grinding mode
- Includes replaceable cover lenses
- Variable shades 9 -13
- Lens darkening reaction: 1/25,000th
- Long-lasting, environmentally friendly power supply
- External and internal shade, sensitivity, delay time and grinding mode controls
- Photoelectric sensor technology with high-quality dual LCD and filter
- Reliable and safe arc protection
- Operating temperatures ranging from -5°C and 55°C
- Portable and balanced design
- Fully compliant with current safety and technical standards

EN 175:1997

COMPATIBLE LENSES: JEFWELHT4G-IN & JEFWELHT4G-OUT

MATTE BLACK
FINISHOPTICAL
CLASS
1/2/1/2

PRICE EX. VAT

6G SERIES AUTO DARKENING WELDING & GRINDING HELMETS

- Available in 3 shell designs
- Slim, lightweight and well-balanced
- Fully adjustable headgear for comfort and fatigue reduction
- Powered by 1x CR2032 lithium battery and solar cells
- Features auto-off circuitry at 15-20 minutes and low-battery indicator
- Two independent ARC Sensors for increased safety and protection
- Variable shade 9-13 with sensitivity and delay controls
- Suitable for MMA, MIG, TIG, PAC, PAW, CAC-A processes
- Optical Class: 1/2/1/2 - (DIN EN 379:2009-07)
- Impact Rating: B (120m/s) - (DIN EN 175:1997)
- Protection Against High Speed Particles
- Viewing Area: 92x42mm
- Cartridge Size: 110x90x9mm
- Light State: DIN 4
- Power On/Off: Fully automatic
- Sensitivity Control: Low / Medium / High
- UV/IR Protection: DIN 16
- Switching Time Light to Dark: 1/15000s
- Dark to Light: 0.25~0.30s (High Sensitivity)
0.35~0.6s (Medium Sensitivity) 0.65~0.85s (Slow Sensitivity)
- Low Amperage TIG: 20A (DC, AC)
- Operating Temperature: 5°C to + 55°C
- Weight: 480g

EN 175:1997

COMPATIBLE LENSES: JEFWELHT6G-IN & JEFWELHT4G-1230UT



DISCOVER MORE

PRODUCT	DESCRIPTION	PRICE EX. VAT
JEFWELHT6G-04	Type 4	
JEFWELHT6G-05	Type 5	
JEFWELHT6G-06	Type 6	

CARBON FIBRE STYLE AUTOMATIC WELDING HELMET

JEFWELHT3C

- Slim & lightweight
- Welding mode & grinding mode
- Carbon fibre wrap finish
- Automatic light adjustment from light to dark in 1/20,000th of a second
- Shade control from DIN 9 - 13
- Adjustable sensitivity
- Viewing Area: 98 x 55mm
- Light State: DIN Shade 4
- UV/IR Protection: DIN 16
- Power On/Off: Fully automatic

SHADE
CONTROL
FROM
DIN 9-13SENSITIVITY
SETTINGS
& GRIND/
WELD MODE
TOGGLECARBON FIBRE
DESIGN4X ARC
SENSORS

OPTICAL CLASS 1/1/1/2

EN 175:1997


COMPATIBLE LENSES: JEFWELHT3C-IN & JEFWELHT3C-OUT

PRICE EX. VAT

TREAD PLATE STYLE AUTOMATIC WELDING HELMET

JEFWELHT5TP

- Advanced Jefferson Clearweld: Automatic darkening filter (ADF) significantly reduces ARC glare during welding processes
- External 9-13 DIN shade, delay & sensitivity controls
- Powered by solar cells, with built-in Lithium battery
- Viewing area: 98mm x 55mm
- Switching time: light to dark: 1/20000s (0.00005s)
- Dark to light: 0.3s - 0.9s
- Light state: DIN shade 4
- Impact resistant shell with tread plate wrap finish
- Operating temperature: -5°C to + 55°C (23°F to 131°F)
- Cartridge size: 110 x 90 x 9mm
- Function modes: welding & grinding
- Impact resistant polyimide nylon
- Net Weight: 470g



UV-IR PROTECTION UP TO SHADE DIN 16

MANUAL SHADE & DELAY ADJUSTMENT

TREAD PLATE DESIGN

4X ARC SENSORS

INDUSTRIAL

EN 379 1/1/1/2

COMPATIBLE LENSES: JEFWELHT3C-IN & JEFWELHT3C-OUT

PRICE EX. VAT

TUNDRA PM1 AUTO DARKENING WELDING & GRINDING HELMET

TUNWELHTPM1

- Large viewing area
- Fully adjustable shade control suitable for all high and low current welding requirements
- Lightweight construction to reduce neck strain and enhance comfort
- Tilt adjustment and pivot style headgear for even weight distribution
- Robust and impact resistant polyamide nylon
- Replaceable solar cell / lithium battery pack
- Battery life expectancy up to 5 years
- Welding mode & grinding mode
- Viewing area: 100 x 73mm (3.94" x 2.87")
- Cartridge size: 133 x 114mm
- UV / IR protection: Permanent Shade DIN 16
- Light state: DIN shade 4
- Dark state: From DIN4 - DIN13 (Variable)
- Power supply: Solar cells + 1 x CR2450 lithium battery
- Power On/Off: Fully automatic
- Switching time: Light to dark 1/30,000s
- Switching time: Dark to light 0.25 ~ 0.8s
- Operating temperature: -5°C to + 55°C (23°F to 131°F)
- Storing temperature: -20°C ~ + 70°C (-4 ° F to 158° F)
- Function Modes: Grinding / Welding
- Helmet material: Impact resistant polyamide nylon
- Impact rating: B
- Dimensions: 194 x 245 x 334mm
- Weight: 0.5kg
- Minimum amperage required: ≥3 Amp



4X ARC SENSORS

INDUSTRIAL

HI-DEFINITION
OPTICAL CLASS 1/1/1/1

MANUFACTURED & TESTED TO
EN175B & EN379 STANDARDS

COMPATIBLE LENSES: TUNWELHTPM1-IN & TUNWELHTPM1-OUT

PRICE EX. VAT

WELDING HELMET LENSES



PRODUCT	DESCRIPTION	PRICE EX. VAT
WEG11	Glass Shade 11 Lens for JEFHNDMSK	
WEASL	Anti Spatter Lens for JEFHNDMSK	
JEFWELHT4G-IN	Inner Lens for JEFWELHT4G	
JEFWELHT4G-OUT	Outer Lens for JEFWELHT4G	
JEFWELHT3C-IN	Inner Lens for JEFWELHT3C & JEFWELHT5TP (108 x 59mm)	
JEFWELHT3C-OUT	Outer Lens for JEFWELHT3C & JEFWELHT5TP (123 x 99mm)	
TUNWELHTPM1-IN	Inner Lens for TUNWELHTPM1	
TUNWELHTPM1-OUT	Outer Lens for TUNWELHTPM1	
JEFWELHT1-IN	Inner Lens for JEFWELHT1	
JEFWELHT1-OUT	Outer Lens for JEFWELHT1	
JEFWELHT6G-IN	Inner Lens JEFWELHT6G (103.7 x 53.2 x 0.8mm)	
JEFWELHT4G-123OUT	Outer Lens JEFWELHT4G-01-3 & JEFWELHT6G01-3 (116mm x 89mm)	

TUNDRA AIR FED WELDING HELMET KIT

TUNAWH02

- Heavy duty protection whilst welding, gouging & grinding
- Offering heavy duty protection from welding fumes and dust when welding, gouging & grinding
- ADF technology offers true colour vision
- Lightweight helmet design manufactured from impact resistance Nylon
- Adjustable air flow settings to suit different environments and tasks

WIDE-VISION GRINDING LENS



KIT INCLUDES

- Welding & grinding helmet
 - Powered air respirator
 - Protected air hose
 - Carrying belt
 - Li-ion 7.4V 7800mAh battery with charger
 - Nylon carrying bag
 - Air flow checker
-
- Operating Temperatures: 0-40°
 - Operating Duration: 6-8 hours (L/H setting) with new filter
 - Charging Time: 6 hours
 - Viewing Area: 100mm x 50mm
 - Shade State: DIN 4 - 13.5
 - Shade Control: Internal Adjust
 - Switching Time: 0.08 ms
 - Delay Time: 0.1 - 1.9s (Internal Variable)
 - Arc Sensors: 4
 - Dimensions (HxWxD): 210 x 230 x 480mm
 - Helmet Weight: 1.03kg
 - Respirator Weight: 1.02kg



WIDE-VISION GRINDING LENS

COMPATIBLE GRINDING LENS

TUNAWH-S21


- Pack of 5
- 180° wide vision grinding lens




PRICE
EX. VAT



ADJUSTABLE CARRYING BELT



PROTECTED AIR HOSE



POWERED AIR RESPIRATOR

OPTICAL CLASS 1/1/1/2

INDUSTRIAL



SAFETY FEATURE:
VIBRATION ALERT & SOUND
TO INDICATE CLOGGED FILTER

FULL RANGE OF
CONSUMABLES
AVAILABLE

TUNAWH02

PRICE EX. VAT

TUNDRA AIR FED WELDING HELMET CONSUMABLES


MAIN FILTER

TUNAWH-S01

PRICE
EX. VAT

PRE-FILTER (PACK OF 10)

TUNAWH-S02

PRICE
EX. VAT

MAIN SHELL CLEAR LENS (PACK OF 5)

TUNAWH-S03

COMPATIBLE
WITH TUNAWH01PRICE
EX. VAT

ADF OUTER CLEAR LENS (PACK OF 10)

TUNAWH-S04

PRICE
EX. VAT

ADF INSIDE COVER LENS (PACK OF 10)

TUNAWH-S05

PRICE
EX. VAT

FACE SEAL

TUNAWH-S06

PRICE
EX. VAT

7.4V HEAVY DUTY BATTERY

TUNAWH-S07

PRICE
EX. VAT

BATTERY CHARGER

TUNAWH-S08

PRICE
EX. VAT

HEAD SWEATBAND (PACK OF 2)

TUNAWH-S10

PRICE
EX. VAT

HEADGEAR WITH AIRDUCT

TUNAWH-S11

PRICE
EX. VAT

AIR HOSE & COVER

TUNAWH-S12

PRICE
EX. VAT

BLOWER UNIT WITH FILTER COVER

TUNAWH-S13

BATTERY &
FILTER NOT
INCLUDEDPRICE
EX. VAT

FILTER COVER FOR BLOWER UNIT

TUNAWH-S14

PRICE
EX. VAT

AUTO DARKENING FILTER

TUNAWH-S15

PRICE
EX. VAT

HARNESS FOR WAIST BELT

TUNAWH-S16

PRICE
EX. VAT


WAIST BELT

TUNAWH-S17

PRICE
EX. VAT

EARTH CLAMPS

- Lightweight, tough and durable construction with easy clamping mechanism
- HDG steel body & lever with copper conductor
- Torsion spring type for strong, easy connection to the clamp



	PRODUCT	DESCRIPTION	RATING	MAX CABLE CAPACITY	PRICE EX. VAT
1	JEFECCRO200	200Amp Earth Clamp Croc	200Amp @ 35% Duty Cycle, 150Amp @ 60% Duty Cycle	25mm ²	
2	JEFECCRO400	400Amp Earth Clamp Croc	400Amp @ 35% Duty Cycle, 300Amp @ 60% Duty Cycle	70mm ²	
3	JEFECCRO500	500Amp Earth Clamp Croc	500Amp @ 35% Duty Cycle, 400Amp @ 60% Duty Cycle	70mm ²	
4	JEFECSW600	600Amp Earth Clamp Screw	600Amp @ 35% Duty Cycle, 500Amp @ 60% Duty Cycle	95mm ²	
5	JEFECSW600BR	600Amp Brass Jaw Earth Clamp Screw	600Amp @ 35% Duty Cycle, 500Amp @ 60% Duty Cycle	95mm ²	
6	JEFECSW600MY	600Amp Myking Earth Clamp Screw	600Amp @ 35% Duty Cycle, 500Amp @ 60% Duty Cycle	95mm ²	
7	JEFECSW600ST	600Amp Steel Jaw Earth Clamp Screw	600Amp @ 35% Duty Cycle, 500Amp @ 60% Duty Cycle	95mm ²	

ELECTRODE HOLDERS

- Designed to reduce overheating and ensure maximum comfort for the user
- Brass conductor body with DMC handle
- Spiral spring type



	PRODUCT	DESCRIPTION	RATING	MAX CABLE CAPACITY	PRICE EX. VAT
1	JEFEHT400	400Amp Electrode Holder	400Amp @ 35% Duty Cycle, 300Amp @ 60% Duty Cycle	50mm ²	
2	JEFEHT600	600Amp Electrode Holder	600Amp @ 35% Duty Cycle, 500Amp @ 60% Duty Cycle	70mm ²	
3	JEFEHT600MY	600Amp Myking Electrode Holder	400Amp @ 35% Duty Cycle, 300Amp @ 60% Duty Cycle	95mm ²	

200AMP 3 METRE EARTH LEAD

JEFECPLEADS03

- Cable Length: 3m
- Cable Diameter: 16mm
- 35-50 Dinze Connector



PRICE EX. VAT

300AMP 5 METRE ELECTRODE LEAD

JEFEHRLEADS05

- Cable Length: 5m
- Cable Diameter: 16mm
- 35-50 Dinze Connector



PRICE EX. VAT

DINZE & PANEL SOCKETS



- Rating: 400Amp @ 35% Duty Cycle
300Amp @ 60% Duty Cycle
- Maximum cable capacity: 50mm²

- Rating: 600Amp @ 35% Duty Cycle
500Amp @ 60% Duty Cycle
- Maximum cable capacity: 95mm²

	PRODUCT	DESCRIPTION	PRICE EX. VAT
1	JEFDP35-50F	Dinze Socket 35/50 Female	
2	JEFDP35-50M	Dinze Socket 35/50 Male	
3	JEFDP70-95F	Dinze Socket 70/95 Female	

	PRODUCT	DESCRIPTION	PRICE EX. VAT
4	JEFDP70-95M	Dinze Socket 70/95 Male	
5	JEFPS35-50F	Panel Socket M-10 Female 35/50mm ²	
6	JEFPS70-95F	Panel Socket M-12 Female 70/95mm ²	

GAS FITTINGS

COMBINATION SPANNER & SPINDLE KEY ON PAGE 46



	PRODUCT	DESCRIPTION	PRICE EX. VAT
1	JEFcoup1-4L	1/4" Coupler Left Hand Straight (each)	
2	JEFcoup1-4R	1/4" Coupler Right Hand Straight (each)	
3	JEFcoup3-8L	3/8" Coupler Left Hand Straight (each)	
4	JEFcoup3-8R	3/8" Coupler Right Hand Straight (each)	
5	JEFnutu1-4L	1/4" Left Hand Union Nut (each)	
6	JEFnutu1-4R	1/4" Right Hand Union Nut (each)	
7	JEFnutu3-8L	3/8" Left Hand Union Nut (each)	
8	JEFnutu3-8R	3/8" Right Hand Union Nut (each)	
9	JEFsplicer1-4	1/4" Splicer (each)	
10	JEFsplicer5-16	5/16" Splicer (each)	
11	JEFtail14-14	Tail 1/4" Bore x 1/4" Nut (each)	
12	JEFtail14-38	Tail 1/4" Bore x 3/8" Nut (each)	
13	JEFtail38-38	Tail 3/8" Bore x 3/8" Nut (each)	

SPARK LIGHTER

JEFSPKLT



PRICE EX. VAT

SPARK LIGHTER
TRIPLE FLINT

JEFSPKLT-T



PRICE EX. VAT

SPARE TRIPLE FLINTS

JEFSPKLT-T-REF



PRICE EX. VAT

NEW!

BIT SETS



PAGE 71

SPRING HANDLED CHIPPING HAMMER**JEFCHIHAM**

- Alloy carbon steel head 40HRC
- Spring steel handle
- Weight: 0.61lb



PRICE EX. VAT

FRENCH CHALK HOLDER**JEFFCHOLD**

- Includes chalk



PRICE EX. VAT

MIG WELDING PLIERS**JEFMIGPLI**

- Manufactured from high quality carbon steel
- Spring loaded
- Can be used for hammering, wire cutting, spatter removal and insulation bushing removal and installation



PRICE EX. VAT

12CM NOZZLE CLEANERS**JEFNOZCLN**

PRICE EX. VAT

WELDING MAGNETS WITH ON/OFF SWITCH

1

2




- Holds metal securely 45° & 90°
- Operated with on/off switch
- Easily cleaned
- Designed for brazing, soldering and tacking: flat, round, angular and square stock

	PRODUCT	SIZE	PULLING FORCE	PRICE EX. VAT
1	JEFWELMAG01	110 x 95 x 25mm	30lbs / 13kgf	
2	JEFWELMAG02	150 x 130 x 32mm	100lbs / 45kgf	

MAGNETIC WELDING CLAMPS

- Magnetic position holders can hold welding jobs at angles of 45°, 90° or 135° as needed
- Suitable for use on square or round materials



PRODUCT	SIZE	HOLDING CAPACITY	PRICE EX. VAT
JEFMAGHOL075	75mm	4.1kg	
JEFMAGHOL092	92mm	9.2kg	
JEFMAGHOL116	116mm	15kg	

WELDING GAUGE FILLET TYPE**JEFWELGAU-FIL**

- High quality stainless steel blades
- Metric & Imperial
- Sizes: 1/8" - 1"
- 3.2-25.4mm
- Set of 7 blades
- Vinyl pocket case with snap lock



PRICE EX. VAT

WELDING GAUGE CAM TYPE**JEFWELGAU-CAM**

- High quality stainless steel blades
- Accurate measuring of fillet leg length and weld throat size
- Undercut and pitting depth
- Excess weld metal
- Root and face gap



PRICE EX. VAT

**WOODEN
SCRAPERS****PAGE 179**

NEW!

SLIDING COMPOUND MITRE SAWS 10" & 12"

PROFESSIONAL

✓ LASER CUTTING GUIDE ✓ INTEGRATED DUST EXTRACTION ✓ ELECTRONIC SOFT-START TECHNOLOGY

FEATURES

- ★ Belt driven
- ★ Swivel Range: -45° / 0° / +45°
- ★ Blade Bore: 30mm
- ★ Class II
- ★ Blade included with both models



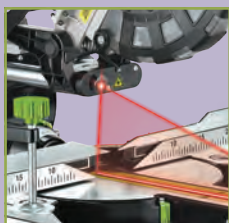
WORKPIECE CLAMP



EXTENSION SUPPORT WINGS



BEVEL CUT ADJUSTMENT



LASER GUIDE

	10"	12"
CUTTING CAPACITY	WIDTH X HEIGHT	
Cross Cut: 0° x 0°	340 x 90mm	330 x 105mm
Left Bevel Cut: 0° x 45°	340 x 45mm	330 x 60mm
Right Bevel Cut: 0° x 45°	340 x 45mm	330 x 33mm
Mitre Cut: 45° x 0°	240 x 90mm	230 x 105mm
Right Compound Cut: 45° x 45°	240 x 45mm	230 x 33mm
Left Compound Cut: 45° x 45°	240 x 45mm	230 x 60mm

10"

JEFMTRSW10-230

- ★ Motor: 2000W
- ★ Idle Speed: 4500rpm
- ★ Sound Pressure Level: 97.2dB (A)
- ★ Weight: 14.3kg

INCLUDES 1X BLADE JEFSAWB250-60

PRICE EX. VAT

12"

JEFMTRSW12-230

- ★ Motor: 1800W
- ★ Idle Speed: 3800rpm
- ★ Sound Pressure Level: 95.2dB (A)
- ★ Weight: 20.5kg

INCLUDES 1X BLADE JEFSAWB305-60

PRICE EX. VAT

UNIVERSAL MITRE SAW STAND

JEFMTRSWSTND

- ★ Compatible with most brands of mitre saws
- ★ Quick-release mounting bracket system
- ★ Fully extendable
- ★ Sliding arms, guide rails & folding legs
- ★ Height adjustable rollers
- ★ Sturdy metal frame
- ★ Support rollers for timber lengths in excess of 2m
- ★ Lightweight & flat-folding for easy storage
- ★ Extending beam lengths: 1000-1650mm
- ★ Max. Height: To beam: 740mm To extending rollers: 810-910mm
- ★ Max. Width: 585mm
- ★ Max. Load: 150kg
- ★ Weight: 12.5kg



PRICE EX. VAT

MAX 150KG

TCT BLADES

Each of the Jefferson TCT blades come complete with bushings to accommodate for a range of saw sizes



PRODUCT	DESCRIPTION	BORE	PRICE EX. VAT
6.5" BLADES			
JEFSAWB165-24	6.5" TCT Blade 24T	20mm	
JEFSAWB165-48	6.5" TCT Blade 48T	20mm	
JEFSAWB165-60	6.5" TCT Blade 60T	20mm	
7" BLADES			
JEFSAWB184-24	7" TCT Blade 24T	30mm	
JEFSAWB184-40	7" TCT Blade 40T	30mm	
JEFSAWB184-58AP	7" TCT Blade 58T Aluminium & Plastic	30mm	
8" BLADES			
JEFSAWB215-48	8" TCT Blade 48T	30mm	
9" BLADES			
JEFSAWB235-30	9" TCT Blade 30T	30mm	
JEFSAWB235-48	9" TCT Blade 48T	30mm	
10" BLADES			
JEFSAWB250-48	10" TCT Blade 48T	30mm	
JEFSAWB250-60	10" TCT Blade 60T	30mm	
JEFSAWB250-80	10" TCT Blade 80T	30mm	
12" BLADES			
JEFSAWB305-48	12" TCT Blade 48T	30mm	
JEFSAWB305-60	12" TCT Blade 60T	30mm	
JEFSAWB305-80	12" TCT Blade 80T	30mm	

355MM CUT OFF SAWS

- 14" (355mm) cut-off saw for DIY and professional use
- Ideal for cutting a variety of metallic materials including: steel pipe, box section, angle iron, steel bars etc.
- Supplied with a Ø355mm abrasive metal cutting disc
- Heavy-duty cast steel base and saw arm
- Fitted with adjustable mitre vice
- 0° & 45° left / right clamping and cutting angles
- Ergonomic soft grip control handle
- Spindle lock for convenient blade replacement
- Safe operation with dead man's trigger control and blade guard
- Portable fold-down design with carry handle
- Motor Power: 2480W / 3.2HP
- No Load Speed: 3800rpm

- Disc / Wheel Type: Fibre-Reinforced Metal Cutting
- Disc Dimensions: Ø355 x 3 x 25.4mm (Bore)
- Sound Pressure Level: LpA: 94.3.7dB (A)
- Sound Power Level: LwA: 107.3dB (A)
- Vibration Level: K=1.5m/s²
- Weight: 20kg

CUTTING CAPACITIES

	45°	90°
	56mm	100mm
	50mm	105mm
	50 x 50mm	105 x 105mm
	Ø 80mm	Ø 120mm
	80 x 50mm	90 x 130mm







PRODUCT	INPUT VOLTAGE	INPUT CURRENT	PRICE EX. VAT
JEFSWCFF14-110A	110V	16A	
JEFSWCFF14-230A	230V	13A	

355MM TCT METAL CUTTING CHOP SAW & BLADE

- This is a hand-operated, industrial chop saw and has been designed for cutting mild steel, steel plate, square tube, angle iron, pipe, aluminium and wood materials
- High-speed carbide-tipped blade cuts easily and effectively to produce a straight, burr-free clean edge
- Fast action swivel vice enables cuts to be made from 0-45°
- Hi-torque gearbox reduces motor load and improves performance
- Pull-out collection tray makes it easy to dispose of waste debris
- Max. Speed: 1500rpm
- Blade Diameter: 355mm / 14"
- Blade Bore / Arbor: 25.4mm / 1"
- Blade Kerf: 2.4mm / 0.094"
- Sound Pressure Level: 108dB
- Sound Power Level: 121dB
- Vibration Level: 1.39m/s²
- Protection Class: I
- Ingress Protection: IP20
- Weight: 28kg

CUTTING CAPACITIES

	45°	90°
	12mm (½")	
	80mm ² (3 1/8")	120mm ² (4¾")
	-	130mm ² (5 1/8")
	95 x 180mm (3¾ x 7 1/8)	120mm ² (4¾")

Supplied with:
1x 14" / 355mm Mild Steel TCT
Blade (66 teeth)
1x 8mm blade locking hex key
1x V-clamp jaw



INCLUDES
BLADE

FRONT SWIVELLING
VICE JAW

CHIP & DEBRIS
COLLECTION TRAY

INDUSTRIAL



PRODUCT	INPUT VOLTAGE	MOTOR	INPUT CURRENT	PRICE EX. VAT
JEFTCTMCSW355-110	110V	2200W / 3.2HP	10A	
JEFTCTMCSW355-230	230V	1800W / 2.4HP	16A	

14" METAL CUTTING ABRASIVE DISC

COMPATIBLE
FOR USE WITH
JEFFERSON 355MM
CUT OFF SAWS



355MM TCT METAL CHOP SAW BLADE

JEFTCTMCSW355-BS66

IDEAL FOR USE WITH JEFFERSON
TCT METAL CUTTING CHOP SAWS

DESIGNED TO LAST UP TO
LONGER THAN
CONVENTIONAL
ABRASIVE
DISCS

20x



PRICE EX. VAT

MAGNETIC DRILLS

✓ **STORAGE CASE INCLUDED WITH ALL MODELS**

✓ **35-65MM CUTTING RANGE**

✓ **INCREDIBLE MAGNETIC ADHESION ON ALL MODELS**

✓ **INDUSTRIAL MODELS AVAILABLE**

40MM INDUSTRIAL MAGNETIC DRILLS

- Maximum Cutting Capacity: 40mm
- Maximum Cutting Depth: 30mm
- Electro Magnetic Base Plate
- Magnetic Adhesion: 14,000N / 1428kg
- Motor: 1500W
- No Load Speed: 800rpm
- Dimensions: 250 x 80 x 340mm
- Weight: 10.25kg



Includes:
Chuck & Adaptor
WORTH



INCREDIBLE 14,000N
MAGNETIC ADHESION!

INDUSTRIAL



110V

230V

PRODUCT	VOLTAGE	PRICE EX. VAT
JEFMGND40-110	110V	
JEFMGND40-230	230V	

65MM INDUSTRIAL MAGNETIC DRILL (110V)

JEFMAGD65HD-110

- Maximum Cutting Capacity: 65mm
- Maximum Tapping Diameter: M20mm
- Maximum Twist Drill Diameter: 25mm
- Maximum Cutting Depth: 50mm
- Input Voltage: 110V
- Magnetic Adhesion: 15,800N
- Motor Power / Speed: 1890W
- No Load Speed: 100-180/500rpm
- Dimensions: 390 x 110 x 390mm
- Weight: 28kg



2 SPEED MECHANICAL GEARBOX

VARIABLE SPEED



INCREDIBLE 15,800N
MAGNETIC ADHESION!

110V

INDUSTRIAL

PRICE EX. VAT

BLACK CUT SLUGGER BITS

- The perfect accessory alongside your Jefferson Magnetic Drill
- HSS annular hole cutters, offer fast and accurate hole drilling
- Complete with a Weldon shank and are available in two lengths, 25mm and 50mm
- The unique cutting teeth design continues to deliver peak performance, extending work-life well beyond that of our competitors



25MM SHORT SLUGGERS

PRODUCT	SIZE	PRICE EX. VAT
JEFSLGS12	12mm	
JEFSLGS13	13mm	
JEFSLGS14	14mm	
JEFSLGS15	15mm	
JEFSLGS16	16mm	
JEFSLGS17	17mm	
JEFSLGS18	18mm	
JEFSLGS19	19mm	
JEFSLGS20	20mm	
JEFSLGS21	21mm	

PRODUCT	SIZE	PRICE EX. VAT
JEFSLGS22	22mm	
JEFSLGS23	23mm	
JEFSLGS24	24mm	
JEFSLGS25	25mm	
JEFSLGS26	26mm	
JEFSLGS27	27mm	
JEFSLGS28	28mm	
JEFSLGS30	30mm	
JEFSLGS32	32mm	

PRODUCT	SIZE	PRICE EX. VAT
JEFSLGS33	33mm	
JEFSLGS34	34mm	
JEFSLGS35	35mm	
JEFSLGS36	36mm	
JEFSLGS38	38mm	
JEFSLGS40	40mm	
JEFSLGS42	42mm	
JEFSLGS45	45mm	
JEFSLGS50	50mm	

FEATURES

Designed for drilling holes in steel fabrication work. It is an ideal portable drilling solution equally suited for use in building sites or the workshop environment and can be used to cut in horizontal, vertical and overhead positions. The magnetic drill uses an annular hole cutter (sometimes called a slugger bit) to cut clean and accurate holes without pre-drilling or step drilling. After cutting through the steel the cutter produces a "slug" (a cylindrical lump of steel) that falls from the centre of the cut.

40MM VARIABLE SPEED MAGNETIC DRILLS

- Maximum Cutting Capacity: 40mm
- Maximum Cutting Depth: 30mm
- Magnetic Adhesion: 14,000N / 1428kg
- Motor: 1500W
- No Load Speed: 100 - 800rpm
- Dimensions: 250 x 80 x 340mm
- Weight: 10.25kg

Includes:
Chuck & Adaptor
WORTH



VARIABLE
SPEED
CONTROL

INDUSTRIAL



INCREDIBLE 14,000
MAGNETIC ADHESION!

110V

230V

PRODUCT	VOLTAGE	PRICE EX. VAT
JEFMAGD40VAR-110	110V	
JEFMAGD40VAR-230	230V	

35MM AUTOMATIC DRIVE
MAGNETIC DRILL (230V)

JEFMAGDAUT35-230

This model features an automatic feed and return system (automatic cutting and return after cutting) for fast, efficient, accurate and safe core drilling.

- Maximum Cutting Capacity: 35mm
- Maximum Cutting Depth: 35mm
- Magnetic Adhesion: 16,000N
- Motor: 1600W
- No Load Speed: 760rpm
- Dimensions: 420 x 180 x 350mm
- Weight: 20.5kg



230V



PRICE EX. VAT

50MM LONG SLUGGERS

PRODUCT	SIZE	PRICE EX. VAT
JEFSLGL12	12mm	
JEFSLGL13	13mm	
JEFSLGL14	14mm	
JEFSLGL15	15mm	
JEFSLGL16	16mm	
JEFSLGL17	17mm	
JEFSLGL18	18mm	
JEFSLGL19	19mm	

PRODUCT	SIZE	PRICE EX. VAT
JEFSLGL20	20mm	
JEFSLGL21	21mm	
JEFSLGL22	22mm	
JEFSLGL23	23mm	
JEFSLGL24	24mm	
JEFSLGL25	25mm	
JEFSLGL26	26mm	
JEFSLGL27	27mm	

PRODUCT	SIZE	PRICE EX. VAT
JEFSLGL28	28mm	
JEFSLGL30	30mm	
JEFSLGL32	32mm	
JEFSLGL34	34mm	
JEFSLGL35	35mm	
JEFSLGL36	36mm	
JEFSLGL38	38mm	
JEFSLGL40	40mm	

PILOT BITS

PRODUCT	SIZE	PRICE EX. VAT
JEFSLGPILOTS	Short	
JEFSLGPILOTL	Long	



DESIGNED TO
CUT UP TO
50%
MORE THAN
CONVENTIONAL
BITS



TCT SLUGGER BITS

The range of Jefferson sluggers have a Tungsten Carbide Tip which extend the life span of the slugger. They are ideal for high performance drilling through Steel, Stainless Steel, Grey Cast Iron, Aluminium, Copper, Brass, Tin and many more. Each slugger is 35mm in length, and ranges from 12mm to 40mm in diameter, making them ideal for any job.



TUNGSTEN CARBIDE TIP

PRODUCT	SIZE	PRICE EX. VAT
JEFSLG35TCT12	12mm	
JEFSLG35TCT14	14mm	
JEFSLG35TCT16	16mm	
JEFSLG35TCT18	18mm	
JEFSLG35TCT20	20mm	
JEFSLG35TCT22	22mm	
JEFSLG35TCT24	24mm	
JEFSLG35TCT25	25mm	
JEFSLG35TCT26	26mm	
JEFSLG35TCT28	28mm	
JEFSLG35TCT30	30mm	
JEFSLG35TCT32	32mm	
JEFSLG35TCT35	35mm	
JEFSLG35TCT40	40mm	

TCT SLUGGER BIT PILOT BITS

- JEFSLGTCTPILO1 size: 6.34 x 90mm

Compatible with Jefferson TCT Slugger Bits in sizes 12-16mm

- JEFSLGTCTPILO2 size: 7.98 x 90mm

Compatible with Jefferson TCT Slugger Bits in sizes 18-40mm

	PRODUCT	DESCRIPTION	PRICE EX. VAT
1	JEFSLGTCTPILO1	Small TCT Slugger Pilot Bit	
2	JEFSLGTCTPILO2	Large TCT Slugger Pilot Bit	



11 PIECE DIAMOND CORE BIT SET

JEFCB11SET

- Dry cutting laser welded
- For cutting fast clean holes in concrete, brick & aerated block
- Angled slots extend through back end to expel dust
- Unique "Helix" barrel design draws dust down the barrel



SUPPLIED IN METAL CARRY CASE WITH FOAM INSET

Includes:

- 5x Core Drill Bits (150mm long):
42mm
52mm
65mm
117mm
127mm
- 2x SDS Plus Bits:
1/2" x 115 x 10mm
1/2" x 240 x 10mm
- 2x Hex Bits:
1/2" x 88 x 12mm
1/2" x 240 x 10mm
- Centre Drill: 10 x 200mm
- Drift Key: 8 x 70mm



PRICE EX. VAT

90° MAGNETIC DRILL COUNTERSINK BITS


- Spiral flute
- Manufactured from tough, high speed steel
- 90° head angle
- Weldon shank
- 3 flute design



PRODUCT	SIZE	PRICE EX. VAT
JEFMAGDCS30	30mm	
JEFMAGDCS50	50mm	

CORE DRILL BITS (WET)

- Ideal accessories for use with an electric core drill in order to drill into hard surfaces
- 1 1/4" female thread



PRODUCT	SIZE	PRICE EX. VAT
1 JEFEB051-450	51 x 450mm	
2 JEFEB152-450	152 x 450mm	

MULTI-TOOL BLADES

✓ WOOD
✓ NAILS
✓ SCREWS
✓ PLASTIC

✓ COPPER PIPE
✓ PLASTERBOARD
✓ NON-FERROUS METALS
✓ FIBREGLASS

FEATURES

- Quick-release universal shank for quick & easy blade change
- Tough titanium-coated teeth
- Long-lasting performance
- Provides a clean and precise cut

BI-METAL MULTI-TOOL BLADES (PACKS OF 5)



PRODUCT	SIZE	PRICE EX. VAT
JEFMTB034-05	34 x 0.8mm	
JEFMTB044-05	44 x 0.8mm	

75MM MULTI-TOOL DRYWALL BOX CUTTER

JEFMTBC075

- 75mm x 75mm x 35mm
single box / socket cutter



DISCOVER MORE

PRICE EX. VAT

4 PIECE BI-METAL MULTI-TOOL BLADE SET

JEFMTBS-04



Includes:
53 x 32mm
53 x 44mm
40 x 65mm
67 x 32mm

PRICE EX. VAT

8 PIECE BI-METAL MULTI-TOOL BLADE SET

JEFMTBS-08



Includes:

2 x 40 x 34mm Coarse Timber Blade
2 x 40 x 68mm Coarse Timber Blade
1 x 51 x 32mm
1 x 34 x 40mm
1 x 40 x 68mm
1 x 51 x 44mm

PRICE EX. VAT

COMPATIBLE MULTI-TOOL BRANDS

✓ AEG ✓ CRAFTSMAN ✓ HIKOKI ✓ METABO ✓ ROCKWELL ✓ SMART
 ✓ BLACK & DECKER ✓ DEWALT ✓ JCB ✓ MILWAUKEE ✓ RYOBI ✓ STANLEY
 ✓ BOSCH* ✓ FEIN* ✓ MAKITA ✓ RIGID ✓ SKIL ✓ WORX

*excludes multi-tools with starlock fittings

BENCH DRILLS

- Fitted with a heavy duty motor, capable of drilling into wood, plastics, ceramics and many metals
- Cast iron working table and cast iron base
- Micro-switch inside pulley cover box
- Front emergency switch
- Cast iron feeding handle
- Chuck guard
- Cast iron belt pulley
- Rack lifting system
- Flexible LED working light (550W & 750W models)
- Cross laser light



**FLEXIBLE LED
WORKING LIGHT
(550W & 750W MODELS)**



**EMERGENCY POWER
OFF SWITCH**



350W

1 JEFPDB0350

PRICE EX. VAT



550W

2 JEFPDB0550

PRICE EX. VAT



750W

3 JEFPDB0750-16S

PRICE EX. VAT

	JEFPDB0350	JEFPDB0550	JEFPDB0750-16S
HEIGHT	580mm	980mm	1000mm
CHUCK SIZE	1.5-13mm	16mm	16mm
SPINDLE TAPER	B16	MT2	MT2
SPINDLE TRAVEL	50mm	80mm	85mm
SPEED	620-2620rpm	180-2770rpm	180-2770rpm
MOTOR POWER	350W	550W	750W
DRILLING CAPACITY	13mm	16mm (5/8")	16mm (5/8")
SWING	210mm	325mm	360mm
COLUMN DIAMETER	46mm	92mm	72mm
TABLE SIZE	160 x 160mm	250 x 250mm	290 x 290mm
WEIGHT	17kg	45kg	55kg

DRILL ACCESSORIES

Heavy duty to ensure accuracy and extended work life



PRODUCT	DESCRIPTION	PRICE EX. VAT
CHUCKS		
1 JEFCS1	Drill Chuck 1/2" 20UNF & Key	
2 JEFCS2	Drill Chuck 1/2" 20UNF & SDS & Key	
3 JEFCS6	Drill Chuck 1/2" 20UNF Part Metal Keyless	
4 JEFCS12	Drill Chuck 1/2" -20UNF Keyless	
5 JEFCS14	Drill Chuck 1/2" -20UNF Keyless & SDS	
CHUCK KEYS		
6 JEFCS4	Drill Chucks 5/8" Key	
7 JEFCS8	Drill Chuck 1/2" SDS Adaptor	
8 JEFCS11	Drill Chuck 1/2" Chuck Key	
9 JEFCS17	20mm Chuck Key	
10 JEFMAGDSP29	Magnetic Drill Adaptor 1/2" 20UNF Weldon	
11 JEFMAGDSP30	Chuck & Adaptor for Magnetic Drill	
MORSE TAPERS		
12 JEFMT3-JT3	Morse Taper Arbor MT3	
13 JEFMT3-MT2	Morse Taper Sleeve MT3-MT2	
14 JEFMT4-MT3	Morse Taper Sleeve MT4-MT3	
15 JEFMAGDBH01	Weldon Magnetic Drill Bit Holder with Morse 3 Taper MT3	
16 JEFMAGDBH02	Weldon Magnetic Drill Bit Holder with Morse 4 Taper MT4	

PILLAR
DRILLS

- Fitted with heavy duty motors, capable of accurate drilling into wood, plastic, ceramics and many metals
- Cast iron working table and base
- Micro-switch inside pulley cover box
- Cast iron feeding handle
- Chuck guard
- Cast iron belt pulley
- Rack lifting system
- Cross laser light



FLEXIBLE LED
WORKING LIGHT
(750W & 1100W MODELS)



EMERGENCY POWER
OFF SWITCH
(ALL MODELS)



	JEFPDB0750-12S	JEFPDB1100	JEFPDB1500
HEIGHT	1600mm	1710mm	1710mm
CHUCK SIZE	5-20mm	5-20mm	5-20mm
SPINDLE TAPER	MT3	MT3	MT4
SPINDLE TRAVEL	85mm	120mm	120mm
MAX. DISTANCE SPINDLE TO TABLE	685mm	765mm	745mm
MAX. DISTANCE SPINDLE TO BASE	1175mm	1225mm	1205mm
SPEED	280-2830rpm	150-2450rpm	150-2450rpm
MOTOR POWER	750W	1100W	1500W
DRILLING CAPACITY	25mm (1")	25mm (1")	32mm (1¼")
SWING	352mm	440mm	510mm
COLUMN DIAMETER	80mm	92mm	92mm
TABLE SIZE	290 x 290mm	350 x 350mm	420 x 480mm
WEIGHT	71kg	106kg	125kg



1 750W

JEFPDB0750-12S

PRICE EX. VAT



2 1100W

JEFPDB1100

PRICE EX. VAT



3 1500W

JEFPDB1500

PRICE EX. VAT


NEW!

M2 REDUCED SHANK
DRILL BITS

PAGE 68



THE IDEAL ACCESSORIES FOR
YOUR PILLAR DRILL



PAGE 172

PAGE 125

HSS STEP DRILLS

High speed steel drill bits that are extremely hard wearing and more resistant to heat while drilling into metal surfaces.


HSS

	PRODUCT	DESCRIPTION	PRICE EX. VAT
1	JEFSTPHSS4-12	4-12mm HSS Step Drill	
2	JEFSTPHSS4-20	4-20mm HSS Step Drill	
3	JEFSTPHSS4-32	4-32mm HSS Step Drill	

3 PIECE HSS STEP DRILL SET

JEFSTPSHSS03

- Spiral flute
- Clog-free precision


Includes:

- 4-12mm: JEFSTPHSS4-12
- 4-20mm: JEFSTPHSS4-20
- 4-32mm: JEFSTPHSS4-32


PRICE EX. VAT

M2 STEP DRILLS

Suitable for thin materials, e.g. non-ferrous metals, sheet steel, plastic or stainless steel.


M2

	PRODUCT	DESCRIPTION	PRICE EX. VAT
1	JEFSTPM2-4-12	4-12mm M2 Step Drill	
2	JEFSTPM2-4-20	4-20mm M2 Step Drill	
3	JEFSTPM2-4-32	4-32mm M2 Step Drill	

3 PIECE M2 STEP DRILL SET

JEFSTPM2-03

- Spiral flute
- Clog-free precision
- Black oxide finish

Includes:

- 4-12mm: JEFSTPM2-4-12
- 4-20mm: JEFSTPM2-4-20
- 4-32mm: JEFSTPM2-4-32


PRICE EX. VAT

6 PIECE HSS COUNTER SINK SET

JEFCBS06

- 90° Drill Bits
- For Carbon Steel, Sheet Iron, PVC, Wood

Includes:

- 6.3mm
- 8.3mm
- 10.4mm
- 12.4mm
- 16.5mm
- 20.5mm


HSS
PRICE EX. VAT

3 PIECE TCT ROTARY BURRS

JEFBURTCTR03

HSS Diamond Tooth Cut

Includes:

- B1020 10x6mm
- F1020 10x6mm
- D1009 10x6mm


PRICE EX. VAT

8 PIECE TCT ROTARY BURRS

JEFBURTCTR08

- HSS Diamond Tooth Cut
- For Steel, Aluminium, Cast Iron, Wood, Acrylics, Fibreglass & Plastics

Includes:

- A1225 12x6mm
- C1020 10x6mm
- F1225 12x6mm
- D1009 10x6mm
- A1020 10x6mm
- C0616 6x6mm
- F1020 10x6mm
- D0605 6x6mm


PRICE EX. VAT

NEW!

DRILL BITS & SETS

HSS FULLY GROUND

HSS **DIN 338**

The Jefferson range of drill bits are fully ground, manufactured from high speed steel (HSS) increasing their heat resistance and available from 2mm to 13mm. Manufactured to DIN 338 standard with 135° conical section.



PRODUCT	SIZE	PACK SIZE	PRICE EX. VAT
JEFDBH02.0-C	2.0mm	2	
JEFDBH02.5-C	2.5mm	2	
JEFDBH03.0-C	3.0mm	2	
JEFDBH03.5-C	3.5mm	2	
JEFDBH04.0-C	4.0mm	2	
JEFDBH04.5-C	4.5mm	2	
JEFDBH05.0-C	5.0mm	2	
JEFDBH05.5-C	5.5mm	2	
JEFDBH06.0-C	6.0mm	2	
JEFDBH06.5-C	6.5mm	1	
JEFDBH07.0-C	7.0mm	1	
JEFDBH07.5-C	7.5mm	1	
JEFDBH08.0-C	8.0mm	1	
JEFDBH08.5-C	8.5mm	1	
JEFDBH09.0-C	9.0mm	1	
JEFDBH09.5-C	9.5mm	1	
JEFDBH10.0-C	10.0mm	1	
JEFDBH10.5-C	10.5mm	1	
JEFDBH11.0-C	11.0mm	1	
JEFDBH11.5-C	11.5mm	1	
JEFDBH12.0-C	12.0mm	1	
JEFDBH12.5-C	12.5mm	1	
JEFDBH13.0-C	13.0mm	1	

170 PIECE HSS FULLY GROUND DRILL BIT SET

JEFDBSG170HSS

FEATURES

- ★ Ideal for drilling wood, plastics and some metals
- ★ Made from high speed steel
- ★ Strong metal locking storage case
- ★ Increasing in increments of 0.5mm
- ★ 135° Split point tip

INCLUDES

- ★ 10x of each: 1.0, 1.5, 2.0, 2.5, 3.0, 3.5, 4.0, 4.5, 5.0, 5.5, 6.0, 6.5, 7.0, 7.5, 8.0mm
- ★ 5x of each: 8.5, 9.0, 9.5, 10.0mm



PRICE EX. VAT

M35

M35 **DIN 338**

Manufactured with 5% cobalt content for increased cutting performance and heat resistance. Produced in accordance to DIN 338 standard for high pressure and accuracy. Cobalt bits cut faster and longer.



PRODUCT	SIZE	PACK SIZE	PRICE EX. VAT
JEFDBM35-02.0-C	2.0mm	2	
JEFDBM35-02.5-C	2.5mm	2	
JEFDBM35-03.0-C	3.0mm	2	
JEFDBM35-03.5-C	3.5mm	2	
JEFDBM35-04.0-C	4.0mm	2	
JEFDBM35-04.5-C	4.5mm	2	
JEFDBM35-05.0-C	5.0mm	2	
JEFDBM35-05.5-C	5.5mm	2	
JEFDBM35-06.0-C	6.0mm	2	
JEFDBM35-06.5-C	6.5mm	1	
JEFDBM35-07.0-C	7.0mm	1	
JEFDBM35-07.5-C	7.5mm	1	
JEFDBM35-08.0-C	8.0mm	1	
JEFDBM35-08.5-C	8.5mm	1	
JEFDBM35-09.0-C	9.0mm	1	
JEFDBM35-09.5-C	9.5mm	1	
JEFDBM35-10.0-C	10.0mm	1	
JEFDBM35-10.5-C	10.5mm	1	
JEFDBM35-11.0-C	11.0mm	1	
JEFDBM35-11.5-C	11.5mm	1	
JEFDBM35-12.0-C	12.0mm	1	
JEFDBM35-12.5-C	12.5mm	1	
JEFDBM35-13.0-C	13.0mm	1	

170 PIECE M35 BIT SET

JEFDBSG170M35

FEATURES

- ★ Ideal for drilling wood, metals and plastics
- ★ Made from 5% Cobalt HSS bit for optimum heat dissipation
- ★ Strong metal locking storage case
- ★ Increasing in increments of 0.5mm
- ★ 135° Split point tip

INCLUDES

- ★ 10x of each: 1.0, 1.5, 2.0, 2.5, 3.0, 3.5, 4.0, 4.5, 5.0, 5.5, 6.0, 6.5, 7.0, 7.5, 8.0mm
- ★ 5x of each: 8.5, 9.0, 9.5, 10.0mm



PRICE EX. VAT

NEW!

M2 REDUCED SHANK DRILL BITS

FEATURES

- ★ 1/2" ø shank
- ★ Overall length: 152mm
- ★ Working length: 76mm



M2 **DIN 338**



IDEAL FOR USE WITH
JEFFERSON BENCH
& PILLAR DRILLS

PRODUCT	SIZE	PRICE EX. VAT	PRODUCT	SIZE	PRICE EX. VAT
JEFDBM2-13.0RS	13.0mm		JEFDBM2-19.5RS	19.5mm	
JEFDBM2-13.5RS	13.5mm		JEFDBM2-20.0RS	20.0mm	
JEFDBM2-14.0RS	14.0mm		JEFDBM2-20.5RS	20.5mm	
JEFDBM2-14.5RS	14.5mm		JEFDBM2-21.0RS	21.0mm	
JEFDBM2-15.0RS	15.0mm		JEFDBM2-22.0RS	22.0mm	
JEFDBM2-15.5RS	15.5mm		JEFDBM2-23.0RS	23.0mm	
JEFDBM2-16.0RS	16.0mm		JEFDBM2-24.0RS	24.0mm	
JEFDBM2-16.5RS	16.5mm		JEFDBM2-25.0RS	25.0mm	
JEFDBM2-17.0RS	17.0mm		JEFDBM2-26.0RS	26.0mm	
JEFDBM2-17.5RS	17.5mm		JEFDBM2-27.0RS	27.0mm	
JEFDBM2-18.0RS	18.0mm		JEFDBM2-28.0RS	28.0mm	
JEFDBM2-18.5RS	18.5mm		JEFDBM2-29.0RS	29.0mm	
JEFDBM2-19.0RS	19.0mm		JEFDBM2-30.0RS	30.0mm	

HSS FULLY GROUND DRILL BITS - PACKS OF 10



HSS **DIN 338**

The Jefferson range of drill bits are fully ground, manufactured from high speed steel (HSS) increasing their heat resistance and available from 2mm to 13mm. Manufactured to DIN 338 standard with 135° conical section.

Drill bits are priced individually, but only sold in packs of 10

PRODUCT	SIZE	PRICE EX. VAT	PRODUCT	SIZE	PRICE EX. VAT
JEFDBH02.0	2.0mm		JEFDBH06.8	6.8mm	
JEFDBH02.5	2.5mm		JEFDBH07.0	7.0mm	
JEFDBH03.0	3.0mm		JEFDBH07.2	7.2mm	
JEFDBH03.2	3.2mm		JEFDBH07.5	7.5mm	
JEFDBH03.5	3.5mm		JEFDBH08.0	8.0mm	
JEFDBH04.0	4.0mm		JEFDBH08.5	8.5mm	
JEFDBH04.2	4.2mm		JEFDBH08.8	8.8mm	
JEFDBH04.5	4.5mm		JEFDBH09.0	9.0mm	
JEFDBH04.8	4.8mm		JEFDBH10.0	10.0mm	
JEFDBH05.0	5.0mm		JEFDBH10.2	2.5mm	
JEFDBH05.2	5.2mm		JEFDBH10.3	3.0mm	
JEFDBH05.5	5.5mm		JEFDBH10.5	3.2mm	
JEFDBH05.6	5.6mm		JEFDBH12.0	3.5mm	
JEFDBH05.8	5.8mm		JEFDBH12.5	4.0mm	
JEFDBH06.0	6.0mm		JEFDBH12.7	4.2mm	
JEFDBH06.5	6.5mm		JEFDBH13.0	4.5mm	
JEFDBH06.6	6.6mm				

WHICH MATERIAL DO I NEED?

HSS

For general-purpose drilling. They are cost-effective and widely used for everyday tasks in wood, plastic, and some metals

M2

For more demanding drilling applications, such as drilling into harder metals like stainless steel, cast iron, and other tough materials

M35

For drilling into materials such as stainless steel, titanium, and other tough alloys. Often used in industrial settings where high performance and durability are required

M35 COBALT DRILL BITS - PACKS OF 10

M35 **DIN 338**

Manufactured with 5% cobalt content for increased cutting performance and heat resistance. Produced in accordance to DIN 338 standard for high pressure and accuracy. Cobalt bits cut faster and longer.
Drill bits are priced individually, but only sold in packs of 10

PRODUCT	SIZE	PRICE EX. VAT
JEFDBM35-02.0	2.0mm	
JEFDBM35-02.5	2.5mm	
JEFDBM35-03.0	3.0mm	
JEFDBM35-03.5	3.5mm	
JEFDBM35-04.0	4.0mm	
JEFDBM35-04.5	4.5mm	
JEFDBM35-05.0	5.0mm	
JEFDBM35-05.5	5.5mm	
JEFDBM35-06.0	6.0mm	
JEFDBM35-06.5	6.5mm	
JEFDBM35-07.0	7.0mm	
JEFDBM35-07.5	7.5mm	

PRODUCT	SIZE	PRICE EX. VAT
JEFDBM35-08.0	8.0mm	
JEFDBM35-08.5	8.5mm	
JEFDBM35-09.0	9.0mm	
JEFDBM35-09.5	9.5mm	
JEFDBM35-10.0	10.0mm	
JEFDBM35-10.5	10.5mm	
JEFDBM35-11.0	11.0mm	
JEFDBM35-11.5	11.5mm	
JEFDBM35-12.0	12.0mm	
JEFDBM35-12.5	12.5mm	
JEFDBM35-13.0	13.0mm	


19 PIECE SETS

- Each set includes: 1, 1.5, 2, 2.5, 3, 3.5, 4, 4.5, 5, 5.5, 6, 6.5, 7, 7.5, 8, 8.5, 9, 9.5, and 10mm

HSS FULLY GROUND

JEFDBSG19HSS

- HSS drill bits are designed to reduce friction and heat
- 135° Split point tip
- DIN338

HSS **DIN 338**

PRICE EX. VAT

25 PIECE SETS

- Each set includes: 1, 1.5, 2, 2.5, 3, 3.5, 4, 4.5, 5, 5.5, 6, 6.5, 7, 7.5, 8, 8.5, 9, 9.5, 10, 10.5, 11, 11.5, 12, 12.5, and 13mm

HSS FULLY GROUND

JEFDBSG25HSS

- HSS drill bits are designed to reduce friction and heat
- 135° Split point tip
- DIN338

HSS **DIN 338**

PRICE EX. VAT

M35 COBALT

JEFDBSG19M35

- M35 contains 5% cobalt meaning it will cut faster and last longer
- 135° Split point tip
- M35 thread size
- 5% Cobalt
- DIN338

M35 **DIN 338**

PRICE EX. VAT

M35 COBALT

JEFDBSG25M35

- M35 contains 5% cobalt meaning it will cut faster and last longer
- 135° Split point tip
- M35 thread size
- 5% Cobalt
- DIN338

M35 **DIN 338**

PRICE EX. VAT

M2

JEFDBSG19M2

- M2 is the industry standard and offers high wear resistance
- 135° Split point tip
- M2 thread size
- DIN338

M2 **DIN 338**

PRICE EX. VAT

M2

JEFDBSG25M2

- M2 is the industry standard and offers high wear resistance
- 135° Split point tip
- M2 thread size
- DIN338

M2 **DIN 338**

PRICE EX. VAT

SDS-PLUS BITS



PRODUCT	DESCRIPTION	PRICE EX. VAT	PRODUCT	DESCRIPTION	PRICE EX. VAT
JEFDBSDSP05.0-160	5.0mm SDS Plus Bit 160-100mm		JEFDBSDSP12.0-360	12.0mm SDS Plus Bit 360-300mm	
JEFDBSDSP05.5-160	5.5mm SDS Plus Bit 160-100mm		JEFDBSDSP14.0-210	14.0mm SDS Plus Bit 210-150mm	
JEFDBSDSP05.5-210	5.5mm SDS Plus Bit 210-150mm		JEFDBSDSP14.0-260	14.0mm SDS Plus Bit 260-200mm	
JEFDBSDSP06.0-160	6.0mm SDS Plus Bit 160-100mm		JEFDBSDSP14.0-310	14.0mm SDS Plus Bit 310-250mm	
JEFDBSDSP06.0-210	6.0mm SDS Plus Bit 210-150mm		JEFDBSDSP16.0-210	16.0mm SDS Plus Bit 210-150mm	
JEFDBSDSP06.5-160	6.5mm SDS Plus Bit 160-100mm		JEFDBSDSP16.0-310	16.0mm SDS Plus Bit 310-260mm	
JEFDBSDSP06.5-210	6.5mm SDS Plus Bit 210-150mm		JEFDBSDSP18.0-200	18.0mm SDS Plus Bit 200-150mm	
JEFDBSDSP07.0-160	7.0mm SDS Plus Bit 160-100mm		JEFDBSDSP18.0-300	18.0mm SDS Plus Bit 300-250mm	
JEFDBSDSP07.0-210	7.0mm SDS Plus Bit 210-150mm		JEFDBSDSP20.0-200	20.0mm SDS Plus Bit 200-150mm	
JEFDBSDSP08.0-210	8.0mm SDS Plus Bit 210-150mm		JEFDBSDSP20.0-300	20.0mm SDS Plus Bit 300-250mm	
JEFDBSDSP08.0-260	8.0mm SDS Plus Bit 260-200mm		JEFDBSDSP20.0-450	20.0mm SDS Plus Bit 450-400mm	
JEFDBSDSP10.0-210	10.0mm SDS Plus Bit 210-150mm		JEFDBSDSP22.0-250	22.0mm SDS Plus Bit 250-200mm	
JEFDBSDSP10.0-260	10.0mm SDS Plus Bit 260-200mm		JEFDBSDSP22.0-450	22.0mm SDS Plus Bit 450-400mm	
JEFDBSDSP10.0-350	10.0mm SDS Plus Bit 350-300mm		JEFDBSDSP24.0-450	24.0mm SDS Plus Bit 450-400mm	
JEFDBSDSP12.0-210	12.0mm SDS Plus Bit 210-150mm		JEFDBSDSP25.0-450	25.0mm SDS Plus Bit 450-400mm	
JEFDBSDSP12.0-260	12.0mm SDS Plus Bit 260-200mm		JEFDBSDSP26.0-450	26.0mm SDS Plus Bit 450-400mm	


SDS CHISELS



SDS PLUS CHISELS

PRODUCT	DESCRIPTION	PRICE EX. VAT
1 JEFCHSDSP20-250	20mm x 250mm SDS Plus Cold Chisel	
2 JEFCHSDSP40-250	40mm x 250mm SDS Plus Cold Chisel	

SDS MAX CHISELS



PRODUCT	DESCRIPTION	PRICE EX. VAT
JEFCHSDSM25-280	25mm x 280mm SDS Max Cold Chisel	
JEFCHSDSM25-400	25mm x 400mm SDS Max Cold Chisel	
3 JEFCHSDSM25-600	25mm x 600mm SDS Max Cold Chisel	
JEFCHSDSM50-300	50mm x 300mm SDS Max Cold Chisel	
JEFCHSDSM50-400	50mm x 400mm SDS Max Cold Chisel	
JEFCHSDSM80-300	80mm x 300mm SDS Max Cold Chisel	
JEFCHSDSM25-400SH	25mm x 400mm Self Sharpening SDS Max Cold Chisel	
4 JEFCHSDSM40-350SH	40mm x 350mm Self Sharpening SDS Max Cold Chisel	
5 JEFBPSDSM-400	400mm SDS Max Bull Point	

NEW! BIT SETS

23 PIECE IMPACT SCREWDRIVER BIT SET

JEFBITST0231

FEATURES

- ★ S2 Steel with phosphate finishing
- ★ Hex shank
- ★ Colour rings



INCLUDES

- ★ 25mm long impact bits:
 - 4x Phillips: 3x PH2, 1x PH3
 - 4x Poz: 3x PZ2, 1x PZ3
 - 3x Hex: 4, 5, 6mm
 - 7x TRX-Star: 2x T20, 2x T25, 2x T30, 1x T40
- ★ 60mm long impact bits:
 - 1x Phillips: PH2
 - 1x Poz: PZ2
 - ★ 2x TRX-Star: 1x T20, 1x T30
 - ★ 1x 1/4" Hex Magnetic Bit Holder



PRICE EX. VAT

26 PIECE SOCKET & SCREWDRIVER BIT SET

JEFBITST026

FEATURES

- ★ Chrome plated S2 steel
- ★ Hex shank
- ★ Colour rings
- ★ Suitable for for 1/4" hex chuck impact drivers
- ★ Supplied in robust ABS plastic case
- ★ 25mm long



INCLUDES

- ★ 3x Phillips: PH1, PH2, PH3
- ★ 3x Poz: PZ1, PZ2, PZ3
- ★ 3x Slotted: 4, 5.5, 6mm
- ★ 4x Hex: 3, 4, 5, 6mm
- ★ 5x TRX-Star: TR10, TR15, TR20, TR25, TR30
- ★ 5x Sockets: 6, 7, 8, 10, 13mm
- ★ 1/4" square x 1/4" hex adaptor
- ★ 50mm 1/4" square extension bar
- ★ 1/4" square x 1/4" hex adaptor reversible ratchet



PRICE EX. VAT

32 PIECE SCREWDRIVER BIT SET

JEFBITST032

FEATURES

- ★ Chrome plated S2 steel
- ★ Hex shank
- ★ Colour rings
- ★ Suitable for for 1/4" hex chuck impact drivers
- ★ Supplied in robust ABS plastic case
- ★ 25mm long



INCLUDES

- ★ 4x Phillips: PH1, 2x PH2, PH3
- ★ 4x Poz: PZ1, 2x PZ2, PZ3
- ★ 4x Slotted: 3, 4, 5, 6mm
- ★ 4x Hex: 3, 4, 5, 6mm
- ★ 7x TRX-Star: T10, T15, T20, T25, T27, T30, T40
- ★ 7x Torx Security: TR10, TR15, TR20, TR25, TR27, TR30, TR40
- ★ 1/4" Hex magnetic locking bit holder
- ★ 1/4" adaptor



PRICE EX. VAT

60 PIECE SCREWDRIVER BIT SET

JEFBITST060

FEATURES

- ★ Chrome plated S2 steel
- ★ Hex shank
- ★ Colour rings
- ★ Suitable for for 1/4" hex chuck impact drivers
- ★ Supplied in robust ABS plastic case
- ★ 25mm long



INCLUDES

- ★ 13x Phillips: 2x PH0, 4x PH1, 4x PH2, 3x PH3
- ★ 13x Poz: 2x PZ0, 4x PZ1, 4x PZ2, 3x PZ3
- ★ 6x Slotted: 2x SL4, 2x SL5, 2x SL6
- ★ 5x Hex: 3, 4, 5, 6, 8mm
- ★ 14x TRX-Star: 2x T10, 2x T15, 2x T20, 2x T25, 2x T27, 2x T30, 2x T40
- ★ 7x Torx Security: TR10, TR15, TR20, TR25, TR27, TR30, TR40
- ★ 1/4" Hex magnetic locking bit holder
- ★ 1/4" Hex magnetic bit holder



PRICE EX. VAT

NEW!

IMPACT BITS



TUNDRA
TORSION

✓ FLEX SHANK TORSION TECHNOLOGY ✓ MAGNETIC ✓ S2 IMPACT ✓ HIGH TORQUE STRENGTH

TUNDRA 32 PIECE IMPACT BIT SET

TUNIBST01-32

INCLUDES

- ★ 25mm flex shank:
 - 3x Phillips: PH1, PH2, PH3
 - 3x Poz: PZ1, PZ2, PZ3
 - 7x TRX-Star: T10, T15, 2x T20, T25, T30, T40
 - 7x Torx Security: TR8, TR9, TR10, TR15, TR20, TR25, TR30
 - 4x Hex: 3, 4, 5, 6mm
- ★ 50mm flex shank:
 - 2x Phillips: PH2
 - 5x Poz: 3x PZ2, 2x PZ3
 - ★ 60mm magnetic quick-lock bit holder



PRICE EX. VAT

TUNDRA 46 PIECE IMPACT BIT SET

TUNIBST03-46

INCLUDES

- ★ 25mm flex shank:
 - 2x Slotbed: 4.5, 5.5mm
 - 5x Phillips: PH1, 3x PH2, PH3
 - 6x Poz: PZ1, 3x PZ2, 2x PZ3
 - 12x TRX-Star: 2x T10, 2x T15, 2x T20, 2x T25, T27, 2x T30, T40
 - 5x Torx Security: TR10, TR15, TR20, TR25, TR30
 - 4x Hex: 3, 4, 5, 6mm
 - 2x Square: R1, R2
- ★ 125mm:
 - 3x Phillips: PH1, PH2, PH3
- ★ 150mm:
 - 3x Poz: 2x PZ2, PZ3
 - 1x Square: R2
- ★ 1/4" adaptor
- ★ 60mm extension bar
- ★ Magnetic quick-lock bit holder



INTERLOCKING
STACKABLE WITH
TUNIBST02-54



PRICE EX. VAT

TUNDRA 54 PIECE IMPACT BIT SET

TUNIBST02-54

INCLUDES

- ★ 25mm flex shank:
 - 4x Phillips: PH1, 3x PH2
 - 4x Poz: 1x PZ1, 3x PZ2
 - 19x TRX-Star: 2x T10, 2x T15, 4x T20, 4x T25, 4x T30, 3x T40
 - 4x Torx Security: TR15, TR20, TR25, TR30
 - ★ 3x Hex: 4, 5, 6mm
- ★ 50mm flex shank:
 - 2x Phillips: 2x PH2
 - 3x Poz: 2x PZ, PZ3
 - 12x TRX-Star: T10, 2x T15, 3x T20, 2x T25, 2x T30, 2x T40
 - ★ 2x 1/4" nut drivers: 8, 10mm
 - ★ 60mm magnetic extension bar



INTERLOCKING
STACKABLE WITH
TUNIBST03-46



PRICE EX. VAT

TUNDRA IMPACT BIT MULTIPACKS



50MM



89MM



150MM



PRODUCT	SIZE	PACK SIZE	PRICE EX. VAT
50MM LENGTH			
TUNIBT050-PH2	PH2	4	
TUNIBT050-PH3	PH2	4	
TUNIBT050-PZ2	PH2	4	
TUNIBT050-PZ3	PH2	4	
89MM LENGTH			
TUNIBT089-PZ2	PH3	2	
TUNIBT089-PZ3	PZ2	2	
150MM LENGTH			
TUNIBT150-PZ2	PH3	2	
TUNIBT150-PZ3	PZ2	2	

TUNDRA 4 PIECE IMPACT NUT DRIVER SET

TUNIBS065-MND

FEATURES

- ★ Laser etched
- ★ Non-slip hex geometry
- ★ Colour band
- ★ 65mm long
- ★ Includes: 7, 8, 10, 13mm



PRICE EX. VAT

CR-V

TUNDRA 3 PIECE IMPACT ADAPTOR SET

TUNIBS050-ADP

FEATURES

- ★ Square to hex adaptors
- ★ 50mm long
- ★ Includes: 1/4", 3/8", 1/2"



PRICE EX. VAT

CR-V

TUNDRA 1/4" LOCKING IMPACT BIT HOLDERS

FEATURES

- ★ Shock-resistant Chrome Vanadium
- ★ Suitable for high-torque & impact applications
- ★ 1/4" hex locking reception



CR-V

PRODUCT	LENGTH	PRICE EX. VAT
TUNIBHD076M	76mm	
TUNIBHD152M	152mm	

40 PIECE POWER BIT SET

JEFDBS040

• 3/8" & 1/2" Sq Drive

Includes:

- 2 x Bit Adaptor: 3/8" & 1/2" drive
- 7 x 30mm: 4, 5, 6, 7, 8, 10, 12mm
- 7 x 30mm TRX-Star: T20, 25, 30, 40, 45, 50, 55
- 5 x 30mm Spline Bits: 5, 6, 8, 10, 12mm
- 7 x 75mm Hex: 4, 5, 6, 7, 8, 10, 12mm
- 7 x 75mm TRX-Star: T20, 25, 30, 40, 45, 50, 55
- 5 x 75mm Spline Bits: 5, 6, 8, 10, 12mm



PRICE EX. VAT

CR-V



SUPPLIED IN A DURABLE AND PORTABLE CARRY-CASE

60MM MAGNETIC BIT HOLDER

JEFMBH




PRICE EX. VAT

3 PIECE SOCKET ADAPTOR SET

JEFDBSAS03

- Cr-V Steel with sandblasted finish
- Includes:
 - 1/4" Sq. x 65mm
 - 3/8" Sq. x 65mm
 - 1/2" Sq. x 72mm

CR-V



PRICE EX. VAT

ADJUSTABLE MULTI-FUNCTION PIN SPANNER

JEFAPS01

- Suitable for any size of grinder
- Adjustable from 15-57mm
- Hardened steel
- Flat handle base that can be used as a screwdriver




PRICE EX. VAT

13MM THICK ANGLE GRINDER QUICK NUT

JEFCS15

- Suitable for use with all angle grinders with an M14 thread
- Allows for quick disc changing without requiring additional tools
- Thickness: 13mm




PRICE EX. VAT

8MM THICK ANGLE GRINDER QUICK NUT

JEFCS18

- Suitable for use with all angle grinders with an M14 thread
- Allows for quick disc changing without requiring additional tools
- Thickness: 8mm



PRICE EX. VAT

THIN FOR
EASIER ACCESS
INTO HARDER TO
REACH PLACES

PLANER BLADES (PAIR)

JEFPLAB01

- Universal / reversible fit, compatible with most table-top and hand held electric planers
- High-quality HSS blade
- Dimensions: 82mm x 5.5mm



PRICE EX. VAT

HOLESAW ARBOR & PILOT DRILL



PRODUCT	SIZE	PRICE EX. VAT
JEFHSA14-30	Ø 14 - 30mm 7/16" Hex Shank	
JEFHSA32-152	Ø 32 - 152mm 7/16" Hex Shank	

9 PIECE PLUMBERS HOLESAW SET

JEFHKS09P

- HSS-M3 High performance steel cutting edge suitable for cutting a wide range of metals, alloys & plastics with ideal sizes for plumbers.
- Bi-Metal
- Variable pitch tooth profile

Includes:

- 19mm
- 22mm
- 29mm
- 38mm
- 44mm
- 57mm
- Pilot Drill Bit
- Ø 14-30mm Arbor
- Ø 32-152mm Quick Release Arbor



PRICE EX. VAT

9 PIECE ELECTRICIANS HOLESAW SET

JEFHKS09E

- HSS-M3 High performance steel cutting edge suitable for cutting a wide range of metals, alloys & plastics with ideal sizes for electricians.
- Bi-Metal
- Variable pitch tooth profile

Includes:

- 16mm
- 20mm
- 25mm
- 32mm
- 40mm
- 51mm
- Pilot Drill Bit
- Ø 14-30mm Arbor
- Ø 32-152mm Quick Release Arbor



PRICE EX. VAT

BENCH GRINDERS

All Jefferson bench grinders are pre-drilled for bench mounting

1



2



SEE BENCH GRINDING
WHEELS ON PAGE 233



	PRODUCT	DESCRIPTION	DIAMETER	OUTPUT	GRINDING WHEEL DIMENSIONS	GRINDING WHEEL BORE	GRINDING SPEED	WEIGHT	PRICE EX. VAT
1	JEFBGS06	6" Bench Grinder 1/2HP	150mm	370W / 1/2HP	150 x 20mm	12.7mm	2850rpm	9.5kg	
2	JEFBGS08	8" Bench Grinder 3/4HP	200mm	550W / 3/4HP	200 x 25mm	15.8mm	2850rpm	13kg	

INDUSTRIAL BENCH GRINDERS

1



2



SEE BENCH GRINDING
WHEELS ON PAGE 233



	PRODUCT	SIZE	DIAMETER	OUTPUT	GRINDING WHEEL DIMENSIONS	GRINDING WHEEL BORE	GRINDING SPEED	WEIGHT	PRICE EX. VAT
1	JEFBG6	6" Industrial Bench Grinder	150mm	500W	150 x 25mm	32mm	2950rpm	16.5kg	
2	JEFBG8	8" Industrial Bench Grinder	200mm	900W	200 x 32mm	32mm	2950rpm	26.5kg	

BENCH GRINDER ADJUSTABLE STAND

JEFBGSSTDADJ

- Built-in accessory tray and compartment for storing spare grinding wheels, safety goggles etc.
- Pre-set working heights from 700-900mm
- Heavy duty cast iron base for added stability
- Power cable hook for safe storage of grinder power cords
- Dimensions: 315 x 250 x 700-900mm (adjustable height)
- Weight: 17.0kg



ONLY COMPATIBLE WITH
JEFBGS06 AND JEFBGS08
BENCH GRINDERS

PRICE EX. VAT

NEW!
**CASSETTE
CABLE
REELS**



PAGE 144

7" BANDSAW BELT DRIVEN ON WHEELS

JEFBAN180-07W

- Motor: 0.75kW (230V)
- Belt Driven
- Blade Size: 2360 x 20 x 0.9mm
- Blade Speed: 34, 41, 59, 98m/min
- Pivoting band holder bow: 0 - 60°
- Dimensions (H X W): 1260 x 1100mm
- Weight: 145kg



BELT DRIVEN

CUTTING CAPACITIES		
ANGLE	SHAPE	LENGTH
@ 90°		180mm
		180mm x 300mm
@ 45°		100mm
		170mm x 300mm



PRICE EX. VAT

PROFESSIONAL BANDSAWS

✓ SWIVEL HEAD ✓ GEAR BOX DRIVEN ✓ 0-60° PIVOTING ARM

- With powerful 1.1kW motor (single phase 230V~50Hz)
- Equipped with gearbox drive, cast iron 0-60° swivelling arm with hydraulic cylinder, roller-bearing blade guides, coolant pump and control panel
- Safe and efficient use with blade guards, micro-switches and auto-cutoff system
- Ideal in metal-working workshops where durability, precision, quality and high cutting speeds are essential

PROFESSIONAL

230V

8" SWIVEL HEAD BANDSAW

JEFBAN200-08

- Blade Size: 2085 x 20 x 0.9mm
- Blade Speed: 80m/min
- Dimensions (H X W): 1620 x 1500mm
- Weight: 173kg

CUTTING CAPACITIES		
ANGLE	SHAPE	Length
@ 90°		170mm
		200 x 170mm
		170 x 170mm
@ 45°		120mm
		120 x 110mm
		120 x 120mm
@ 60°		70mm
		60 x 60mm



PRICE EX. VAT

10" SWIVEL HEAD BANDSAW

JEFBAN260-10

- Blade Size: 2455 x 27 x 0.9mm
- Blade Speed: 72m/min (230V)
- Dimensions (H X W): 1810 x 1720mm
- Weight: 220kg

CUTTING CAPACITIES		
ANGLE	SHAPE	Length
@ 90°		227mm
		260 x 200mm
		200 x 200mm
@ 45°		150mm
		150 x 125mm
		125 x 125mm
@ 60°		90mm
		85 x 85mm



PRICE EX. VAT

INDUSTRIAL BANDSAWS

INDUSTRIAL

230V

✓ SWIVEL HEAD ✓ GEAR BOX DRIVEN ✓ 0-60° PIVOTING ARM

- Equipped with gearbox drive, cast iron 0-60° swivelling arm with hydraulic cylinder, roller-bearing blade guides, coolant pump and control panel
- Safe and efficient use with blade guards, micro-switches and auto-cutoff system
- Ideal in metal-working workshops where durability, precision, quality and high cutting speeds are essential
- Motor: 0.75kW

8" SWIVEL HEAD BANDSAW

JEFWE210S

- Blade Size: 2110 x 20 x 0.9mm
- Blade Speed: 90m/min
- Dimensions (H X W): 1620 x 1500mm
- Weight: 156kg

CUTTING CAPACITIES		
ANGLE	SHAPE	Length
@ 90°	●	170mm
	■	100 x 210mm
	■	170 x 170mm
@ 45°	●	120mm
	■	60 x 130mm
	■	110 x 110mm
@ 60°	●	70mm
	■	65 x 70mm
	■	60 x 60mm



230V

PRICE EX. VAT

10" SWIVEL HEAD BANDSAW

JEFWE260S

- Blade Size: 2460 x 27 x 0.9mm
- Blade Speed: 72 m/min (230V)
- Dimensions (H X W): 1870 x 1720
- Weight: 216kg

CUTTING CAPACITIES		
ANGLE	SHAPE	Length
@ 90°	●	220mm
	■	110 x 260mm
	■	215 x 215mm
@ 45°	●	150mm
	■	110 x 155mm
	■	145 x 145mm
@ 60°	●	90mm
	■	80 x 95mm
	■	85 x 85mm



230V

PRICE EX. VAT

18" SWIVEL HEAD BANDSAW

- Motor: 1.5kW (230V) or (415V)
- Belt Driven - Variable Speed
- 450 x 225mm Cut Capacity
- Swivel Head
- Blade Size: 10' 11 3/4" x 1" 3340 x 25mm
- Dimensions (L X W): 1828 x 762mm
- Weight: 420kg

BELT DRIVEN -
VARIABLE SPEED



CUTTING CAPACITIES		
ANGLE	SHAPE	LENGTH
@ 90°	●	225mm
	■	225mm x 450mm
	■	225mm x 255mm
@ 45°	■	225mm x 300mm

3

230V

INDUSTRIAL

PRODUCT	VOLTAGE	PRICE EX. VAT
JEF918S	230V	
JEF918S3	3 Phase	

BELT LINISHERS

- The Jefferson Belt Linishers are ideally used to conduct surface polishing and grinding of metal and non-metal parts, to enhance the roughness and glossiness of spare parts surface
- Highly efficient in the grinding of materials, its industrial construction makes it an ideal substitute for polishing machines
- Belt Speed: 30m/s
- High performance 2800rpm belt sander
- Quick change belt system
- Premium swallow tail structure to ensure the belt off-tracking
- 100mm outlets for dust extraction
- Tilting head for different working height
- Overload protection on motors
- Sound Power:
LWA = 94.5 dB(A)
LWA = 103 dB(A) on load



	PRODUCT	BELT SIZE	INPUT SUPPLY	TABLE SIZE	DIMENSIONS	WEIGHT	PRICE EX. VAT
1	JEFBLTSD075-230	75 x 2000mm	2200W / 2800rpm	75 x 460mm	480 x 1000 x 580mm	63kg	
	JEFBLTSD075-400	75 x 2000mm	2600W / 2800rpm	75 x 460mm	480 x 1000 x 580mm	63kg	
2	JEFBLTSD150-230	150 x 2000mm	2200W / 2800rpm	150 x 460mm	540 x 1000 x 610mm	81kg	
	JEFBLTSD150-400	150 x 2000mm	2400W @ 1400rpm / 2800W @ 2800rpm	150 x 460mm	540 x 1000 x 610mm	81kg	

ELECTRONIC HEAT GUN VARIABLE (230V)

JEFHTGVAR-230

- Power Supply: 2000W
- Voltage: 230V / 50Hz
- Air Temp / Flow:
50-450° 250L/min (Low Setting)
60-600° 500L/min (High Setting)
- With built in overheat protection
- Includes JEFHTGAS 5 Piece Heat Accessory Kit



DESIGNED FOR
HANDS FREE USE

PRICE EX. VAT



ELECTRONIC HEAT GUN 2 STAGE (230V)

JEFHTG2S-230

- Power Supply: 2000W
- Voltage: 230V / 50Hz
- With built in overheat protection
- Air Temp / Flow:
450° 300L/min (Low Setting)
600° 500L/min (High Setting)



BUILT IN STAND
ALLOWS FOR
HANDS FREE USE

PRICE EX. VAT



5 PIECE HEAT GUN ACCESSORY KIT

JEFHTGAS

- Includes:
- Spoon reflector nozzle
 - Cone nozzle
 - Glass protection nozzle
 - Fish tail surface nozzle
 - Paint & varnish scraper



PRICE EX. VAT

DIGITAL ELECTRONIC HEAT GUN (110V)

JEFHTG-110

- Input Power: 110V
- Output: 2000W
- Heat Range: 50-630°C
- Constant heat control (overload protection)
- 5 air flow settings for a wide range of applications
- Removable front ring enables working in hard-to-reach places
- Stable stationary position for safe hands-free use



COMES WITH JEFHTGAS 5 PIECE
HEAT GUN ACCESSORY KIT



LCD DISPLAY

PRICE EX. VAT

ELECTRIC CEMENT MIXERS

- Stand incorporates tilt and turn mechanism
- 130 Litre Belle-type mixer
- Wheeled unit with supplied static stand
- Portable cement mixer
- All steel construction
- 4 legged stand for a steady and stable working platform
- Motor: 0.5HP Single Phase
- Speed: 1440rpm
- Voltage: 110V / 230V
- Drum Diameter: 610mm
- Drum Capacity: 130L / 5ft³
- Batch Output: 70L / 2.5ft³
- Discharge Outlet Height: 1040mm
- Wheel Size: 255 x 65mm
- Protection Rating: IP44
- Guaranteed Sound Power Level: 90dB Lwa
- Operating Dimensions: 1380 x 1100 x 620mm
- Storage Dimensions: 720 x 660 x 660mm
- Weight: 72kg


BLACK
∞
MIX



TILT AND TURN MECHANISM



TILT LOCKING PIN TO PREVENT FULL TILT WHEN MIXING



PRODUCT	VOLTAGE	PRICE EX. VAT
JEFCEM1110	110V	
JEFCEM1240	230V	

3.5HP ORANGE PETROL CEMENT MIXER

JEFCEMPETORG-L2

- A powerful and reliable petrol driven cement mixer with quality 3.5HP Loncin engine
- Drum tilt action allows for easy pouring and cleaning
- Orange powder coated finish with UV-Protection
- Compact and portable for easy transportation
- Fitted with barrow height swivel
- Complete with rubber wheels and 4 legged stand for a steady and stable working platform
- Proven robust and durable design
- Engine: Loncin 3.5HP Stage V OHV Petrol
- Starting System: Recoil
- Drum Capacity: 134L / 5ft³
- Batch Output: 100L / 3.5ft³
- Drum Diameter: 610mm
- Engine Speed: 3200rpm
- Drum Speed: 28-32rpm
- Discharge Outlet Height: 1040mm
- Wheel Size: 250 x 65mm
- Guaranteed Sound Power Level: 101dB Lwa
- Operating Dimensions: 1380 x 1100 x 620mm
- Storage Dimensions: 930 x 660 x 930mm
- Weight: 75kg



**H135
LONCIN
ENGINE**



DISCOVER MORE



PRICE EX. VAT

ELECTRIC HAND MIXER

- Ergonomic soft grip
- Class II insulation
- External accessible brushes for greater serviceability & longer motor life
- Infinitely variable speed for power transmission without splashing
- Ideal for mixing sticky & viscous materials e.g. tile adhesive, bonding, mortar, joint compound, ready-mixed plaster, floor screen & fillers
- Strong welded joints for strength & safety
- Continuous guard ring protects the tub which guarantees smooth and safe rotation
- Powerful 1400W motor
- Speeds: 0-480rpm / 0-80rpm

- Mixing Volume: 120L
- Paddle Dimensions:
Diameter: 140mm
Length: 600mm
Fitting: 2x M14
- Protection Rating: IP20
- Guaranteed Sound Power Level: 98dB Lwa
- Total Weight: 5.4kg
Mixer: 4.1kg
Paddle: 1.3kg



110V

230V

PRODUCT	VOLTAGE	PRICE EX. VAT
JEFEHM2-110	110V	
JEFEHM2-230	230V	

ELECTRIC MIXER PADDLE

JEFEHMPAD

- Diameter: 140mm
- Length: 600mm
- Fitting: 2x M14




PRICE EX. VAT

UNIVERSAL MIXING PADDLE

JEFUNMPAD125

- Dimensions: 125 x 600 x 10mm
- Can be used with power tools of at least 600W with 1/2" capacity chuck
- Suitable for mixing adhesives, artex, screed, mortar, plaster, paste and paint



PRICE EX. VAT

FLEXITUBS

42 LITRE FLEXITUB
HANDLES TESTED 150KG

42 LITRE

26 LITRE

- Available in 26 Litre or 42 Litre
- Frost proof
- Strong handles for easy carrying
- Ideal for gardens, homes, stables, construction sites and a huge range of alternative applications

PRODUCT	COLOUR	PRICE EX. VAT
26 LITRE		
JEFFLXTUB26-B	Black	
JEFFLXTUB26-Y	Yellow	
JEFFLXTUB26-G	Green	
42 LITRE		
JEFFLXTUB42-B	Black	
JEFFLXTUB42-Y	Yellow	
JEFFLXTUB42-G	Green	

MADE IN
U.K.

15 LITRE TUFF-BULL BUCKETS

- Heavy duty design
- Weather resistant
- High rubber content that allows the material to bend and flex
- Comfort grip handle
- Ideal for mixing, pouring liquid, transporting waste and rubbish
- Internal fill markings for accurate measurements of liquids and powders



PRODUCT	COLOUR	PRICE EX. VAT
JEFBTY15L	Yellow	
JEFBTB15L	Black	

MADE IN
U.K.

5 GALLON WHITE PLASTERERS BUCKET

JEFBTP5G

- Heavy duty bucket which can be used for mixing plaster
- Strong wire handle with plastic grip



PRICE EX. VAT

MADE IN
U.K.

STAINLESS STEEL WET & DRY VACUUM CLEANERS

20 & 30 litre models include:

- Dust vacuum head
- Round brush
- Crevice nozzle
- Cloth filter



60 litre model includes:

- Dust vacuum head
- Water vacuum head
- Round brush
- Crevice nozzle
- Needle punched cotton filter



20L & 30L MODELS
FEATURE VACUUM &
BLOW/DRAIN FUNCTIONS

- Ideal for domestic or industrial vacuuming
- With filter shaker
- Insulation Rating: IPX4




	PRODUCT	CAPACITY	RATED INPUT POWER	AIR FLOW RATE	VACUUM SUCTION	TANK DIAMETER	PRICE EX. VAT
1	JEFVACWDSS-20	20L	1200W	1.8m³/min	20kPa	295mm	
2	JEFVACWDSS-30	30L	1200W	1.8m³/min	20kPa	295mm	
3	JEFVACWDSS-60	60L	2000W	2x3.2m³/min	22kPa	410mm	

PAPER DUST BAGS



PRODUCT	DESCRIPTION	PRICE EX. VAT
JEFVACWDSS030-01	Compatible with JEFVACWDSS-20 & JEFVACWDSS-30	
JEFVACWD020-016	Compatible with JEFVACWD035-230N	
JEFVACWD035-016	Compatible with JEFVACWD035-230N	

NEW! SIDE OUTLET BLOW GUN



90 LITRE WET & DRY VACUUM CLEANERS

Includes:

- Dust vacuum head
- Water vacuum head
- Round brush
- Long flat nozzle

FULL LIST OF ACCESSORIES BELOW

- Capacity: 90L
- Rated Input Power: 2000W
- Cooling Mode: Air Circulation
- Suction: 250 bar
- Air Flow: 120L/s
- Attachment Spec: 40mm
- Function: Wet / Dry
- Power Cord: 8m
- Weight: 23kg
- Insulation: IPX4



INDUSTRIAL



PRODUCT	VOLTAGE	PRICE EX. VAT
JEFVACWD090-110	110V	
JEFVACWD090-230	230V	

90 LITRE WET & DRY VACUUM CLEANER ACCESSORIES

1

2

3

4

5

6

7

8

9

10

11

12

13

14

	PRODUCT	DESCRIPTION	PRICE EX. VAT
1	JEFVACWD090KIT3	Dust Vacuuming Head	
2	JEFVACWD090KIT4	Water Vacuuming Head	
3	JEFVACWD090KIT5	Crevice Nozzle	
4	JEFVACWD090KIT2	Round Brush	
5	JEFVACWD090KIT7	Long Hose Connector	
6	JEFVACWD090KIT8	Short Hose Connector	
7	JEFVACWD090S22	Tank Buckle	
8	JEFVACWD090S29	Front Wheels	
9	JEFVACWD090KIT6	2.5m Flex Hose	
10	JEFVACWD090KIT9	5m Flex Hose	
11	JEFVACWD090S23	Drainage Pipe with Stopper	
12	JEFVACWD090KIT1	Steel Pipes (Pair)	
13	JEFVACWD090S21	Dust Filter	
14	JEFVACWD090S30	HEPA Filter with Lid	

INFRARED HEATERS

Infrared heating delivers fast, effective heat through the combustion of gases. The heat produced by infrared radiant energy, radiates downward warming objects such as the floor, machinery, tools and building components, as well as people in the room. Suitable for indoor and outdoor use, Infrared Heat replicates the feeling of warmth from the sun. Suitable for use with diesel, kerosene or paraffin fuel. Both designs include an LED thermostatic control with automatic cut-off for cost savings from reduced energy and fuel usage. Fitted with a timed ventilation system to help cool the combustion chamber. Designed with a tough powder-coated housing to enhance protection from the elements and the working environment.

INFRARED 75 HEATER



JEFHTRAD075TH

- Voltage ~ Frequency: 230V
- Power: 105W
- Power Cable / Plug: 1770mm / 13A
- Heat Output: 70,000 BTU/hr (20.5kW)
- Average Heating Capacity: 14,000ft³ / 396m³
- Fuel Consumption: 1.6L/hr
- Fuel Type: Diesel / Kerosene / Paraffin
- Maximum Running Time: 7 hours
- Automatic Shut-Off: Yes
- Dimensions (LxWxH): 576 x 330 x 575mm
- Weight: 16.5kg



PRICE EX.VAT

INFRARED 125 HEATER



JEFHTRAD125TC

- Voltage ~ Frequency: 230V
- Power: 59W
- Heat Output: 125,000 BTU / 31,499 Kcal/h (36.6kW)
- Average Heating Capacity: 280m²
- Fuel Consumption: 3.44 L/hour
- Fuel Type: Diesel / Kerosene / Paraffin
- Fuel Tank Capacity: 40L
- Maximum Running Time: 12 hours
- Dimensions (LxWxH): 1155 x 696 x 930mm
- Weight: 43kg



PRICE EX.VAT

PTC INDUSTRIAL ELECTRIC FAN HEATERS

PTC heating is an efficient heat technology which uses heat conducting ceramic elements to produce superior, odour free heat within a small space. Fitted with a 13Amp plug, the PTC heater is ideal for domestic and industrial use.

2000W PTC INDUSTRIAL ELECTRIC FAN HEATER



JEFHTPTC2.0-230

- Power Supply: 230V / 50Hz
- Air Displacement: 158m³/h
- Heated area: 40m²
- Summer - Winter settings for ventilation
- Fan Only Setting: 25W
- Two Heat Settings: 1000W / 2000W
- Weight: 1.7kg
- Dimensions: 210 x 160 x 217mm

HEATING & COOLING SETTINGS



PRICE EX.VAT



2800W PTC INDUSTRIAL ELECTRIC FAN HEATER



JEFHTPTC2.8-230

- Power Supply: 230V
- Required Power: 2800W
- Current: 11.7A
- Required Fuse: 13A
- Fan Only Setting: 25W
- Two Heat Settings: 1900/2800W
- Self-resetting Thermostat: 85°C
- Weight: 2.4kg
- Dimensions: 200 x 220 x 280mm

HEATING & COOLING SETTINGS



PRICE EX.VAT



INFERNO INDIRECT OIL HEATERS

- ✓ HIGH PRESSURE HEATERS
- ✓ THERMALLY PROTECTED MOTOR
- ✓ BUILT-IN TROLLEY

230V

INFERNO™

- Fuel type: Diesel/Kerosene
- Input Power: 230V
- Fuel tank capacity: 80 Litres
- Clean hot air
- Flue gas exhaust
- Heat exchanger
- Overheat thermostat
- Thermally protected motor
- Oil pump filter and external suction filter with transparent glass cup
- Diagnostic LED
- Post-ventilation
- Electronic flame control with photocell
- Stainless steel combustion chamber
- Oil tank with level indicator
- Built in trolley system for easy maneuverability which makes it perfect for transporting across numerous sites
- Fuel pump with access for easy maintenance



IDEAL FOR USE IN AREAS WITH LIMITED VENTILATION (WHEN USED WITH DUCTING)

- Event tents
- Exhibition halls
- Military and aerospace
- Rental companies
- Commercial buildings

HOSE KIT

JEFHTINDHOSK

- Includes hose and adaptor ring



PRICE EX.VAT



170,000 BTU

JEFHTIND170

- Thermal Power: 41.7kW
- Max. Fuel Consumption: 4L/hr
- Endurance: 20 hours
- Heating Capacity: 240m²
- Power: 300W
- Dimensions: 1215 x 685 x 860mm
- Weight: 65kg

PRICE EX.VAT

INFERNO™

240,000 BTU

JEFHTIND240

- Thermal Power: 58.1kW
- Max. Fuel Consumption: 5.7L/hr
- Endurance: 14 hours
- Heating Capacity: 340m²
- Power: 330W
- Dimensions: 1215 x 685 x 860mm
- Weight: 65kg

PRICE EX.VAT

INFERNO™



DISCOVER MORE

230V

INFERNO INFRARED OIL HEATERS

- ✓ BUILT-IN THERMOSTAT
- ✓ COST & ENERGY EFFICIENT
- ✓ FEATURES A REMOTE CONTROL

230V

INFERNO™

- Power: 50W
- Fuel Type: Diesel/Kerosene
- Input Power: 230V
- Spreads heat evenly in all directions
- Low noise, minimal odour and highly efficient to run
- Auto shut-off if power is interrupted or if flame is extinguished
- Includes flame detection, overheating and over-current shorting protection, indoor temperature detection and motor rotation detection equipment
- LED panel features full thermostatic control and 24-hour timer
- Rugged steel construction
- Lockable castor wheels
- Flue kit can be purchased separately

REMOTE FOR
CONVENIENCE
& SAFETY



IDEAL FOR USE IN WELL
VENTILATED AREAS

- Marquees
- Workshops
- Sheds
- Warehouses
- Garages

NEW!

75,000 BTU MODEL

NEW!

52,000 BTU MODEL



52,000 BTU

JEFHTINFR052

- ★ Thermal Power: 15kW
- ★ Max. Fuel Consumption: 14L/hr
- ★ Fuel Tank Capacity: 30 Litres
- ★ Heating Capacity: up to 99m²
- ★ Dimensions: 920 x 320 x 1120mm
- ★ Weight: 47kg

PRICE EX.VAT



60,000 BTU

JEFHTINFR060

- Thermal Power: 17.5kW
- Max. Fuel Consumption: 1.7L/hr
- Fuel Tank Capacity: 45 Litres
- Heating Capacity: up to 132m²
- Dimensions: 1235 x 320 x 1120mm
- Weight: 58kg

PRICE EX.VAT



75,000 BTU

JEFHTINFR075

- ★ Thermal Power: 22kW
- ★ Max. Fuel Consumption: 19L/hr
- ★ Fuel Tank Capacity: 45 Litres
- ★ Heating Capacity: up to 165m²
- ★ Dimensions: 1235 x 320 x 1120mm
- ★ Weight: 63kg

PRICE EX.VAT

8 PIECE FLUE KIT

JEFHTINDFLK

- Suitable for use with Jefferson Infrared Oil Heaters
 - Diameter: 70mm
- Includes:
- 2x 1000mm steel tubes
 - 2x 500mm steel tubes
 - 1x 640mm steel tube
 - 1x300mm perforated exhaust steel tube
 - 2x 90° elbow pieces

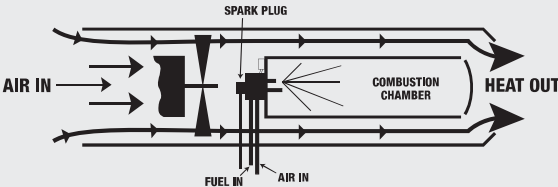


PRICE EX.VAT

SPACE
HEATERS

When a direct oil heater is switched on the air fan draws in air, pressurises it and passes it through an air line to the burner head nozzle. The air flow causes fuel to be drawn from the tank. The fuel and air mix is then sprayed into the combustion chamber. The mixture is automatically ignited by the spark plug and a high temperature heat stream is generated in the combustion chamber. Air is drawn into the unit by a fan and is pushed around the cool chamber situated between the combustion chamber and outer casing. This fast flowing air sucks the heat stream out of the combustion chamber, providing the required heat.

- High air displacement
- Integral fuel gauge
- Thermal protection for motor
- Error indicator light
- Electronic flame control
- Durable steel construction
- Hard wearing, solid rubber wheels
- Fuel Type: Diesel/Kerosene/Paraffin
- Powder coated housing remains cool to the touch
- Adjustable thermostat to control heat output
- Stainless steel combustion chamber
- Trolley for easy mobility (105 & 150 models only)
- Input power 230V



	PRODUCT	DESCRIPTION	THERMAL POWER	FUEL TANK CAPACITY	MAX FUEL CONSUMPTION	ENDURANCE (APPROX)	DIMENSIONS (LxWxH)	PRICE EX. VAT
1	JEFHTSPC060	Inferno 60 Space Heater	60,000BTU/ 18kW	19 Litres	1.7L/hr	11 hours	813 x 297 x 424mm	
2	JEFHTSPC105	Inferno 105 Space Heater	105,000BTU/ 31kW	38 Litres	3.0L/hr	13 hours	918 x 584 x 625mm	
3	JEFHTSPC150	Inferno 150 Space Heater	150,000BTU/ 44kW	49 Litres	4.2L/hr	12 hours	1062 x 624 x 664mm	

SERVICE KITS FOR
INFERNO SPACE HEATERS

- Service kits for JEFHTSPC060, JEFHTSPC105 & JEFHTSPC150
- Includes nozzle, fuel filter, output filter, lint filter & intake filter



PRODUCT	COMPATIBLE WITH	PRICE EX. VAT
KIT-JHTS060	JEFHTSPC050	
KIT-JHTS105	JEFHTSPC105	
KIT-JHTS150	JEFHTSPC150	

HIGH VELOCITY
DRUM FANS

- High-velocity three-speed drum fans capable of moving large volumes of air
- Durable and robust design with heavy-duty gauge steel casing, guard and frame
- Cradle stand with tilt function allows flexible control of airflow when required
- Balanced and fully guarded blades provide quiet and safe operation
- Suitable for use in industrial, commercial, agricultural, automotive workshop and on-site applications
- Energy efficiency tested according to EU 206/2012 regulations and standards (ErP Compliant)



18" HIGH VELOCITY DRUM FAN (230V)

JEFFANDRM18-230E

- Voltage ~ Frequency: 230V (3A)
- Fan Diameter: 18" (460mm)
- Power: 110W
- Speed:
 - High: 1354rpm
 - Mid: 1257rpm
 - Low: 1168rpm
- Air Flow:
 - High: 128.87cm³ / 4551cfm / 3353 cmh
 - Mid: 78cm³ / 2755 cfm / 2765 cmh
 - Low: 52 cm³ / 1836 cfm / 1828 cmh
- Weight: 5.7kg



PRICE EX.VAT

20" HIGH VELOCITY FLOOR FAN (230V)

JEFFANFLR20-230E

- Voltage ~ Frequency: 230V (3A)
- Fan Diameter: 20" (510mm)
- Power: 111W
- Speed:
 - High: 1337rpm
 - Mid: 1198rpm
 - Low: 1107rpm
- Air Flow:
 - High: 112cm³ / 3948cfm
 - Mid: 92cm³ / 3242cfm
 - Low: 65cm³ / 2290cfm
- Weight: 5kg



PRICE EX.VAT

24" HIGH VELOCITY DRUM FANS

110V Model

- Power: 123W
- Speed:
 - High: 912rpm
 - Low: 838rpm
- Air Flow:
 - High: 219cm³ / 7734cfm / 12180cmh
 - Low: 179cm³ / 5720cfm / 10740cmh
- ErP Standard: ErP 206
- Fan Diameter: 24" (640mm)
- Weight: 16.84kg

230V Model

- Power: 330W
- Speed:
 - High: 1429rpm
 - Low: 1316rpm
- Air Flow:
 - High: 256cm³ / 9041cfm / 15360cmh
 - Low: 216cm³ / 7628cfm / 12960cmh
- ErP Standard: ErP 327



110V MODEL



	PRODUCT	VOLTAGE	PRICE EX. VAT
110V	JEFFANDRM24-110E	110V	
230V	JEFFANDRM24-230E	230V	

30" HIGH VELOCITY DRUM FAN (110V)

JEFFANDRM30-110E

- Voltage: 110V (16A)
- Fan Diameter: 30" (760mm)
- Power: 123W
- Speed:
 - High: 900rpm
 - Low: 830rpm
- Air Flow:
 - High: 284.4cm³ / 10043cfm
 - Low: 154cm³ / 5438cfm
- Weight: 20.4kg



PRICE EX.VAT

ROTOMOULD INDUSTRIAL DRUM FANS



INDUSTRIAL

- The main body of the fan is manufactured using a rotational-moulding plastic construction, which allows for higher levels of endurance during extreme temperatures and rough impact in comparison to traditional thin metal drum fans
- The HDPE construction results in outstanding durability able to withstand the dust and debris in harsh environments for extended periods of time
- Manufactured from corrosion and impact resistant plastic
- Large wheels allow easy movement
- 3 fan speeds
- Easy to use, easy to clean
- Fan Type: Axial
- 110V and 230V Options
- 3m cable



HOOK TO CONNECT FANS TOGETHER



OVERLAY DESIGN ALLOWING 2 UNITS TO BE CONNECTED FOR INCREASED AIRFLOW



3 FAN SPEEDS

	JEFRFANIND24-110	JEFRFANIND24-230	JEFRFANIND36-110	JEFRFANIND36-230
VOLTAGE	110V	230V	110V	230V
FAN DIAMETER	24" / 600mm	24" / 600mm	36" / 900mm	36" / 900mm
MOTOR	157W	185W	260W	294W
AIR VOLUME	9,700m³/hr	11,700m³/hr	14,100m³/hr	16,200m³/hr
MAX. RPM	1040	1240	600	690
NOISE	81dB(A)	81dB(A)	76dB(A)	80dB(A)
DIMENSIONS	690 x 250 x 710mm	690 x 250 x 710mm	975 x 320 x 1005mm	975 x 320 x 1005mm
WEIGHT	15kg	15kg	26.5kg	26.5kg



PRODUCT	SIZE	VOLTAGE	PRICE EX. VAT
JEFRFANIND24-110	24"	110V	
JEFRFANIND24-230	24"	230V	
JEFRFANIND36-110	36"	110V	
JEFRFANIND36-230	36"	230V	

NEW!

BRASS HOSE & TAP CONNECTORS



PAGE 99

PORTABLE AIR CONDITIONERS

- Mounted on castor wheels for easy manoeuvrability
- Thermostatically controlled with built-in 24-hour timer and sleep mode
- Extendable exhaust ducting with window seal kit for extraction

- Auto-defrost function at low ambient temperature
- Washable filter
- Auto shut-off when tank full
- Dehumidifying function includes continuous drain hose



- Air Conditioning Temperature: 16-32°C
- Water Extraction Rate: 25L/day
- Ingress Protection: IPX1
- Class Rating: 1
- Suction Side Pressure: 0.7MPa
- Exhaust Side Pressure: 3.2MPa
- Guaranteed Noise Level: ≤65dB(A)

Includes:

- Remote control
- Inner & outer joints
- Window mount
- 1.5m exhaust hose
- Extraction pipe
- Window sealing kit



ALSO AVAILABLE FOR
INDIVIDUAL PURCHASE

WINDOW SEALING KIT

JEFPACWSK



PRICE EX.VAT

9,000BTU 3-IN-1 PORTABLE AIR CONDITIONER

JEFPAC09



AIR CONDITIONING



AIR COOLING



DEHUMIDIFIER

- Cooling Capacity: 9,000BTU/hr
- Rated Voltage: 220-240V
- Rated Input Power: 1005W
- Input Current: 4.5A
- Refrigerant Charge: R290 160g
- Dimensions: 475 x 380 x 877mm
- Weight: 22.5kg



SOFT TOUCH CONTROL PANEL
WITH LED DIGITAL DISPLAY
& REMOTE CONTROL



PRICE EX.VAT

12,000BTU 4-IN-1 PORTABLE AIR CONDITIONER

JEFPAC12



AIR CONDITIONING



AIR COOLING



HEATING



DEHUMIDIFIER

- Cooling Capacity: 12,000BTU/hr
- Heating Capacity: 9660BTU/hr
- Rated Voltage: 220-240V
- Rated Input Power:
 - Cooling: 1330W
 - Heating: 1130W
- Cooling/Heating Input Current: 5.85A/4.9A
- Refrigerant Charge: R290 195g
- Dimensions: 380 x 356 x 875mm
- Weight: 26kg



SOFT TOUCH CONTROL PANEL
WITH LED DIGITAL DISPLAY
& REMOTE CONTROL



PRICE EX.VAT

WHEN DEHUMIDIFIER MODE HAS BEEN SELECTED, ROOM TEMPERATURE MUST BE ABOVE 15 DEGREES CELSIUS / 59 DEGREES FAHRENHEIT.
IF THE ROOM TEMPERATURE IS LESS THAN 15 DEGREES CELSIUS / 59 DEGREES FAHRENHEIT THIS FUNCTION WILL NOT OPERATE.

ELECTRIC PRESSURE WASHERS 105 BAR, 150 BAR & 170 BAR



DISCOVER MORE

105 BAR

JEFPRWEL105

- Max. Pressure: 105bar
- Rated Pressure: 75bar
- Motor Power: 1400W
- Max. Flow: 7L/min
- Rated Flow: 5.2L/min
- Max. Water Temperature: 50°C
- Cable Length: 5m
- Voltage: 230V
- Ingress Protection: IPX5

5.2 LITRES PER
MINUTE WATER FLOW



Includes:

- Lance with adjustable nozzle
- Lance extension
- Foam nozzle
- Turbo nozzle
- 5 metre high pressure hose
- Trigger gun



IDEAL FOR



PRICE EX.VAT

150 BAR

JEFPRWEL150

- Max. Pressure: 150bar
- Rated Pressure: 110bar
- Motor Power: 2000W
- Max. Flow: 7.2L/min
- Rated Flow: 6.7L/min
- Max. Water Temperature: 50°C
- Cable Length: 8m
- Voltage: 230V
- Ingress Protection: IPX5

6.7 LITRES PER
MINUTE WATER FLOW



Includes:

- Metal lance with adjustable nozzle
- 8 metre steel armed high pressure hose
- Metal trigger gun
- Built in detergent tank



IDEAL FOR



INDUCTION MOTOR

PRICE EX.VAT

170 BAR

JEFPRWEL170

- Max. Pressure: 170bar
- Rated Pressure: 140bar
- Motor Power: 3000W
- Max. Flow: 9.2L/min
- Rated Flow: 8.7L/min
- Max. Water Temperature: 50°C
- Cable Length: 8m
- Voltage: 230V
- Ingress Protection: IPX5

8.7 LITRES PER
MINUTE WATER FLOW



Includes:

- Metal lance with adjustable nozzle
- Metal turbo lance
- 8 metre steel armed high pressure hose
- Metal trigger gun
- Built in detergent tank



IDEAL FOR



INDUCTION MOTOR

PRICE EX.VAT

ALWAYS USE THE
CORRECT CABLE REEL
(25M LENGTH, 2.5MM CORE)
WE RECOMMEND: JEFRCR25-230
PAGE 143

3-AXIAL STAINLESS
STEEL PISTON
WOBBLE-PLATE PUMP

HIGH PRESSURE
HOSE AND LONG
POWER CORD

TSS
MOTOR POWERS
ON & OFF
WITH TRIGGER

BUILT-IN
THERMAL
PROTECTION

STANDARD
13A PLUG



SPARES AVAILABLE

1

2

3

4

5

6

7

	PRODUCT	DESCRIPTION	PRICE EX. VAT
1	JEFPRWEL105-SP019	5m High Pressure Hose For JEFPRWEL105	
2	JEFPRWEL105-SP020	Variable Spray Lance For JEFPRWEL105	
3	JEFPRWEL105-SP021	Middle Spray Lance For JEFPRWEL105	
4	JEFPRWEL105-SP023	Spray Gun For JEFPRWEL105	
5	JEFPRWEL150/170-SP039	Spray Gun For JEFPRWEL150 / 170	
6	JEFPRWEL150/170-SP040	Variable Spray Lance For JEFPRWEL150 / 170	
7	JEFPRWEL150/170-SP041	8m Steel Armed High Pressure Hose For JEFPRWEL150 / 170	

6.5HP PETROL PRESSURE WASHER

JEFWASPET065HP-A

- Engine: Macgen 6.5HP Single Cylinder 4-Stroke, OHV Petrol
- Starting System: Recoil
- Displacement: 196cc
- Pump: Axial Direct Drive Aluminium Head
- Maximum Pressure: 2700psi / 186bar
- Rated Pressure: 2400psi / 165bar
- Water Flow: 8.6L/min / 516L/hr
- Working Speed: 3400rpm
- Guaranteed Noise Level: 99dB Lwa
- Fuel Tank: 3.6L Capacity
- Hose: 8m x Ø 6.4mm
- Weight: 28kg

5 PRESSURE NOZZLES:
0°, 15°, 25°, 40°, 65°

8.6 LITRES
PER MINUTE
WATER FLOW

POWERED BY
MACGEN
POWER GENERATION



DETERGENT
TANK



IDEAL FOR



COLLAPSIBLE DESIGN FOR EASY STORAGE



PRICE EX.VAT

7.5HP PETROL PRESSURE WASHER

JEFWASPET075HP

- Engine: Macgen 7.5HP Single Cylinder, 4-Stroke OHV Petrol
- Starting System: Recoil
- Displacement: 223cc
- Pump: Direct Drive Triplex Pump
- Maximum Pressure: 3200psi / 220bar / 22.6MPa
- Rated Pressure: 2700psi / 185bar / 18.6MPa
- Water Flow: 9.6L/min / 576L/hr
- Working Speed: 3350 - 3550rpm
- Guaranteed Noise Level: 99dB Lwa
- Fuel Tank: 3.6L Capacity
- Hose: 10m x Ø 7.2mm
- Weight: 34kg

5 PRESSURE NOZZLES:
0°, 15°, 25°, 40°, 65°

**BEST
SELLER**

DIRECT DRIVE TRIPLEX PUMP



9.6 LITRES
PER MINUTE
WATER FLOW

POWERED BY
MACGEN
POWER GENERATION

INDUSTRIAL

DETERGENT
TANK



IDEAL FOR



COLLAPSIBLE DESIGN FOR EASY STORAGE



COMPLETE WITH SUCTION KIT, OIL FUNNEL &
TURBO NOZZLE DELIVERING UP TO 3600PSI
ECP (EFFECTIVE CLEANING POWER)



PRICE EX.VAT

6.5HP GEARBOX PETROL PRESSURE WASHER

JEFWASPGR065HP

- Engine: Macgen 6.5HP
- High Flow Rate: 12.6L/min
- Rated Pressure: 2700psi/ 185bar
- Working Speed: 3400rpm
- Water Flow: 12.6L/min / 756L/hr
- Fuel Tank: 3.6L Capacity
- Hose: 10m steel braided
- Lance: 20" stainless steel
- Weight: 43kg

IDEAL FOR



5 PRESSURE NOZZLES:
0°, 15°, 25°, 40°, 65°

GEARBOX DRIVEN

CONTAINS A SOLID
BRASS PUMP AND
A GEAR BOX DRIVE
FOR LONGER LIFE
OF THE PUMP



12.6 LITRES
PER MINUTE
WATER FLOW

POWERED BY
MAGGEN
POWER GENERATION

INDUSTRIAL

PRICE EX.VAT

13.0HP PETROL PRESSURE WASHER

JEFWASPET130HP

- Equipped with high pressure spray gun, lance & variable nozzle
- 5x quick release nozzles
- Annovi Reverberi triplex pump
- Heavy-duty solid PU wheels

- Engine: 13HP Single Cylinder, 4 Stroke, OHV Petrol Stage V
- Starting System: Recoil
- Displacement: 389cc
- Engine Bore x Stroke: 88 x 64mm
- Engine Ratio: 8.5:1
- Pump: AR Annovi Reverberi Triplex Pump
- Maximum Pressure: 3800psi / 262bar / 26.2MPa
- Rated Pressure: 3250psi / 224bar / 22.4MPa
- Rated Flow: 15L/min / 4gpm
- Working Speed: 3600rpm
- Guaranteed Sound Power Level: 111dB (LWA)
- Fuel Tank: 6.5L Capacity
- Hose: Industrial 10m Braided High Pressure Hose
- Wheel Diameter: 9.5"
- Dimensions: 900 x 570 x 740mm
- Weight: 55kg

IDEAL FOR



5 PRESSURE NOZZLES:
0°, 15°, 25°, 40°, 65°

10M BRAIDED
HIGH- PRESSURE HOSE

6.5L FUEL TANK

COMPLETE WITH SUCTION KIT, OIL FUNNEL &
TURBO NOZZLE DELIVERING UP TO 3600PSI
ECP (EFFECTIVE CLEANING POWER)



HEAVY DUTY
PU WHEELS

AR **ANNOVI REVERBERI**
The Power of Experience

PRICE EX.VAT

GEARBOX PRESSURE WASHERS

DIESEL & PETROL

- ✓ DETACHABLE HOSE REEL
- ✓ 21 LITRES PER MINUTE WATER FLOW
- ✓ 3200PSI MAX. PRESSURE

- Electric start
- Anti-vibration system
- Thermal protection
- 3m inlet hose
- Heavy duty brass filter
- 2x 10" wheels, 2x braked castor wheels
- Max. Pressure: 3200psi / 220bar
- Max. Flow: 21L/min / 5.54GPM
- Battery: 12V / 36Ah
- Hose: 20m, 10mm inner ø, steel braided
- Gun Pressure: 5000psi
- Lance Length: 28"

Includes:

- Pressure washer gun
- Variable thread nozzle holder lance
- 25° nozzle
- Water suction kit



KEY START ON BOTH MODELS



DETACHABLE HOSE REEL

INDUSTRIAL



IDEAL FOR



9HP DIESEL

JEFWASPGR090HP-DL

- Weight: 125kg

PRICE EX. VAT



13HP PETROL

JEFWASPGR130HP-PT

- Weight: 115kg

PRICE EX. VAT

STAINLESS STEEL SURFACE CLEANERS

- Removes dirt up to 15 times faster than standard wands
- Equipped with strong-bristled brushes for long life and easy glide control
- With a large cleaning path even the toughest jobs can be achieved with ease
- Ideal for cold water and hot water applications
- Stainless steel housing, compact design, light aluminium handle
- Max working pressure: 4000psi @ 36L/min
- Dual 25° nozzle installed
- Swivel castors for easy movement



COMPATIBLE WITH:
JEFWASPET065HP-A
JEFWASPET075HP
JEFWASPGR065HP
JEFWASPET130HP
JEFWASPGR060HP-DL
JEFWASPGR130HP-PT

PRODUCT	SIZE	PRICE EX. VAT
JEFWASHSSC18	18"	
JEFWASHSSC24	24"	

15" PLASTIC SURFACE CLEANER ATTACHMENT

JEFWASHPSCA15

- Perfect for decks and patios. 10x faster than the standard spray mode, splashless cleaning
- Suitable for pressure washers capable of 2500 - 3000psi
- Max Temperature: 60°C/140°F
- 1500rpm rotary head and steel rotary arm
- Nylon brush

COMPATIBLE WITH:
TUNWAS12-100
JEFWASPET065HP-A
JEFWASPET075HP
JEFWASPGR065HP
JEFWASPET130HP
JEFWASPGR065-SP17
JEFWAS12-SP002



PRICE EX.VAT

36" PRESSURE WASHER GUN & LANCE

COMPATIBLE WITH JEFWASPET075HP, JEFWASPGR065HP & JEFWASPET130HP

JEFWASPGR065-SP17

- Max. Pressure: 2700psi / 185bar
- Max. Flow: 12.6L/min / 756L/hr
- 3/8" Male Connector
- Length: 36"



PRICE EX.VAT

PRESSURE SPRAY GUN AND LANCE FOR JEFWASPET065HP-A

COMPATIBLE WITH JEFWASPET065HP-A

JEFWASP65A/SPGL

- Max. Pressure: 4000psi / 275bar
- Hi-Lo Nozzle
- M22 Male Connector



PRICE EX.VAT

36" HIGH PRESSURE 1 PIECE LANCE GUN

COMPLETE WITH SOAP DISPENSING NOZZLE

JEFWASHLANHL

- Max. Pressure: 4000psi / 275bar
- Hi-Lo Nozzle
- M22 Male Connector
- Easy grip handle



PRICE EX.VAT

COMPATIBLE FITTINGS FOR ABOVE LANCES PAGE 98

HANDLE/TRIGGER FOR JEFWASE360-120 & JEFWASE402-150

JEFWASEU-TRIGHAND



PRICE EX.VAT

ADJUSTABLE LANCE FOR JEFWASE360-120 & JEFWASE402-150

JEFWASEU-ADJNOZ



PRICE EX.VAT

INDUSTRIAL PRESSURE WASHER GUN AND LANCE KIT

JEFWASHGLKIT

- Max. Pressure: 5000psi / 345bar
- Max. Flow: 50L/min / 13.2GPM
- Max. Temperature: 90°C / 194°F
- Length: 42"

Includes:

- Gun with male M22 inlet
- 20" stainless steel lance with 1/4" quick connector
- 5 nozzle tips: detergent, 0°, 15°, 25°, 40°
- M22 swivel to 3/8" plug adaptor
- Support side handle



AMBIDEXTROUS SIDE SUPPORT HANDLE



20" STAINLESS STEEL LANCE

M22 SWIVEL +3/8" MALE PLUG ADAPTOR

TRIGGER GUN WITH SOFT GRIP HANDLE

COMPATIBLE WITH:
JEFWASPET075HP
JEFWASPGR065HP
JEFWASPET130HP
JEFWASPGR090HP-DL
JEFWASPGR130HP-PT

Nozzle Tips:

- Black: detergent
- Red (0°): hard to reach areas
- Orange (15°): porous areas
- Green (25°): painted surfaces
- White (40°): windows and screens

INDUSTRIAL

PRICE EX.VAT

HEAVY DUTY LANCE

JEFWAS12-SP003

- Max. Pressure: 5075psi / 350bar
- Max. Flow: 30L/min / 7.92GPM
- Max. Temperature: 60°C / 140°F
- 3/8" Male Connector
- Length: 38"



COMPATIBLE WITH:
JEFWASPET075HP
JEFWASPGR065HP
JEFWASPET130HP
JEFWASPGR060HP-DL
JEFWASPGR130HP-PT

PRICE EX.VAT

18FT TELESCOPIC WAND WITH BELT

JEFWASHTELWAN

- High-flow trigger gun
- 3/8" QD coupling
- Connections: 3/8" QD Inlet, 1/4" QD Tip
- Aluminium telescopic poles
- Steel braided hose
- Max Pressure: 3000psi
- Max Temperature: 60°C/140°F



PRICE EX.VAT

18FT TELESCOPIC WAND BELT

JEFWASHTELWANBT

Made of durable nylon, the belt allows you to work more comfortably for longer time periods.




PRICE EX.VAT


1/4" QUICK RELEASE PIVOTING WAND (28" LONG)

JEFWASHPVWAN

- Designed for use with pressure washers and offers versatile performance with 3 different cleaning angles for hard to reach areas
- Adjusts through 90° for 3 different cleaning angles
- Max. Pressure: 4000psi
- M22 3/8" female fitting
- Suitable with all 3/8" male QR nozzles



NOZZLE HEAD ROTATES
THROUGH -45°, 0° & +45°



PRICE EX.VAT

8M HIGH PRESSURE HOSE**JEFWASEU-HOSE**

- Compatible with JEFWASE360-120 & JEFWASE402-150



PRICE EX.VAT

7.6M PRESSURE HOSE**JEFWASP65A-SP113**

- Compatible with JEFWASPET065HP-A
- 6mm Diameter
- Working Pressure: 3000psi / 207bar



PRICE EX.VAT

10M HEAVY DUTY HYDRAULIC LANCE HOSE**JEFWAS12-SP001**

- 8mm Diameter
- Suitable for high pressure washers - 3600psi / 252bar
- Complete with 3/8" quick release fittings
- Compatible with JEFWASPGR065HP, JEFWASPET075HP, JEFWASPET130HP & TUNWAS12-100



PRICE EX.VAT

20M SEWER CLEANING HOSE KIT**JEFWASHSEWCKIT**

- 1/5" thermoplastic hose, built with M22 fitting and jetting nozzle
- Max working pressure: 3000psi
- Max temp: 60°C/140°F



PRICE EX.VAT

4000PSI QUICK RELEASE TURBO NOZZLE**JEFWASHQRTN40**

- Rotating brass body, ceramic nozzle core and protective rubber outer shell
- With Quick Release
- 1/4" coupler Max working pressure: 4000psi



PRICE EX.VAT

3000PSI QUICK RELEASE TURBO NOZZLE**JEFWASHQRTN**

- Increases the effective cleaning power of the pressure washer
- The rotary motion of the jet increases surface area and intensity of spray
- Ideal for getting stubborn dirt off any surface
- Max working pressure: 3000psi



PRICE EX.VAT

6 IN 1 NOZZLE WITH 1/4" COUPLER**JEFWASHION**

- Max Pressure: 3000psi
- 6 Spraying patterns:**
 - 0° High Pressure Jet
 - 15° Narrow / medium jet
 - 25° Wide / medium jet
 - 40° General cleaning jet
 - 0° Soap cleaning jet
 - Soap, spray and rinse jet



PRICE EX.VAT

INLET SUCTION FILTER**JEFWASP75-SPIF**

- Heavy duty brass weighted filter
- Fits to the end of your water pickup hose
- Stops large particles of dirt being sucked into your machine blocking your filters and causing damage



PRICE EX.VAT

GARDEN HOSE FILTER ATTACHMENT**JEFWASHGHOSFA**

- Permanent mesh screen filter does not need to be replaced and cleans easily
- Reinforced with metal garden hose fitting 3/4" Male x Female swivel
- Max temperature: 60°C/140°F



PRICE EX.VAT

5 PIECE COMPLETE NOZZLE TIP SET

JEFWASHQRNSET

- Max. working pressure: 4000psi
- All 5 tips in one set including:
 - 0° Red Cutting Tip Q/Release Nozzle - JEFWASHQRN-R
 - 25° Green Flushing Tip Q/Release Nozzle - JEFWASHQRN-G
 - Black Chemical Tip Q/Release Nozzle - JEFWASHQRN-B
 - 15° Yellow Chiseling Tip Q/Release Nozzle - JEFWASHQRN-Y
 - 40° White Washing Tip Q/Release Nozzle - JEFWASHQRN-W



PRICE EX.VAT

INDIVIDUAL QUICK RELEASE NOZZLE TIPS

Fully compatible with most standard high pressure washers



PRODUCT	DESCRIPTION	PRICE EX. VAT
JEFWASHQRN-R-C	0° Red Cutting Tip	
JEFWASHQRN-G-C	25° Green Flushing Tip	
JEFWASHQRN-B-C	Black Chemical Tip	
JEFWASHQRN-Y-C	15° Yellow Chiseling Tip	
JEFWASHQRN-W-C	40° White Washing Tip	

GECKO GRIP GLOVES
MEDIUM SIZE NOW AVAILABLE

PAGE 226

PRESSURE WASHER FITTINGS

- For use on hose and pump

• Converts the M22 male thread to a female 3/8" quick release
- For use on gun, hose and pump

• Converts the M22 female thread to a 3/8" male plug adaptor
- For use on gun, hose or pump to convert the 3/8" male plug adaptor to 3/8" male
- For use on gun, hose and pump

• Converts the 3/8" female quick release to 3/8" male thread
- For use on gun, hose and pump

• Converts 3/8" female quick release to 3/8" female thread
- For use on the Jefferson high pressure two piece lance gun and 36" long one piece lance
- 1/4" male plug quick release to 1/4" female thread to convert to 1/4" quick release
- 1/4" male plug quick release to 1/4" male thread to convert to 1/4" quick release
- 3/8" female quick release to 1/4" male thread
- Short with round head with 1 front & 6 rear jets @ 30°

• Ideal for general drain cleaning in tight turns & elbows

• Max working pressure: 4000psi
- Helps to discharge the air in the pump, enhancing the suction
- Professional drain cleaning nozzle for industrial use. Steel bullet head with 1 forward facing jet and 6 rear facing 30 degree jets. Ideal for drain cleaning and tight turns in traps and elbows.



FROM PAGE 109

	PRODUCT	DESCRIPTION	PRICE EX. VAT
1	JEFWASHFITT01-C	3/8" Female QR + M22 Male Adaptor	
2	JEFWASHFITT02-C	M22 Swivel + 3/8" Male Plug Adaptor	
3	JEFWASHFITT03-C	3/8" Male Plug Adaptor + 3/8" Male	
4	JEFWASHFITT04-C	3/8" Female QR + 3/8" Male	
5	JEFWASHFITT05-C	3/8" Female QR + 3/8" Female	
6	JEFWASHFITT06-C	1/4" Quick Release Fitting	
7	JEFWASHFITT07-C	1/4" Plug + 1/4" Female	
8	JEFWASHFITT08-C	1/4" Plug + 1/4" Male	
9	JEFWASHFITT09-C	3/8" Female QR + 1/4" Male	
10	JEFWASHSEWJN3-8-C	Sewer Jet Nozzle with 3/8" QR fitting	
11	JEFWASHSUCBV	Suction Barrel Valve	
12	JEFWASHSEWJN-C	Sewer Jetting Nozzle	

NEW!

BRASS HOSE & TAP CONNECTORS

BRASS 4 PIECE WATER HOSE CONNECTOR SET

JEFWHOS-BR01S

- ★ 1/2" quick connector
- ★ Suitable for 1/2" hoses
- ★ Spline ridged grip
- ★ Solid brass
- ★ Compression connection

INCLUDES

- ★ 3/4" tap adaptor
- ★ 1/2" hose end connector
- ★ 1/2" hose end connector with auto stop
- ★ Adjustable spray nozzle



PRICE EX.VAT

BRASS 1/2" MALE DOUBLE CONNECTOR

JEFWHOS-BR04

- ★ 1/2" double male quick connector
- ★ Solid brass



PRICE EX.VAT

BRASS 1/2" MALE HOSE CONNECTOR

JEFWHOS-BR05

- ★ 1/2" female to 1/2" male quick connector
- ★ Spline ridged grip
- ★ Solid brass
- ★ Suitable for 1/2" hoses
- ★ Compression connection



PRICE EX.VAT

BRASS ADJUSTABLE SPRAY NOZZLE

JEFWHOS-BR02

- ★ 1/2" male quick connector
- ★ Adjustable spray nozzle
- ★ Spline ridged grip
- ★ Solid brass



PRICE EX.VAT

BRASS 1/2" THREE WAY MALE CONNECTOR

JEFWHOS-BR03

- ★ 1/2" male 3 way connector
- ★ Solid brass
- ★ Quick connector



PRICE EX.VAT

BRASS 1/2" FEMALE HOSE END CONNECTORS

- ★ Available with or without autobstop valve
- ★ 1/2" female quick connector
- ★ Knurled grip
- ★ Solid brass
- ★ Suitable for 1/2" hoses
- ★ Compression connection



PRODUCT	AUTO-STOP	PRICE EX. VAT
JEFWHOS-BR06	x	
JEFWHOS-BR07	✓	

BRASS MALE THREAD CONNECTOR

- ★ Available in 1/2" or 3/4" male BSP thread
- ★ 1/2" male quick connector



PRODUCT	THREAD	PRICE EX. VAT
JEFWHOS-BR09	1/2"	
JEFWHOS-BR10	3/4"	

BRASS FEMALE THREAD TAP CONNECTOR

- ★ Available in 1/2" or 3/4" female BSP thread
- ★ 1/2" male quick connector
- ★ Knurled grip



PRODUCT	THREAD	PRICE EX. VAT
JEFWHOS-BR12	1/2"	
JEFWHOS-BR13	3/4"	

BRASS 1/2" HOSE MENDER

JEFWHOS-BR14

- ★ 1/2" male quick connector
- ★ 3/4" female BSP thread
- ★ Knurled grip
- ★ Compression connection



PRICE EX.VAT

BRASS 1/2" + 3/4" EXTERNAL THREAD TAP CONNECTOR

JEFWHOS-BR15

- ★ 1/2" & 3/4" female BSP thread adaptor
- ★ 1/2" male quick connector
- ★ Spline ridged grip



PRICE EX.VAT

BRASS 1/2" MALE + 1/2" FEMALE HOSE CONNECTOR

JEFWHOS-BR08

- ★ 1/2" male & 1/2" female with auto-stop
- ★ Quick connector
- ★ Suitable for 1/2" hoses
- ★ Compression connection



PRICE EX.VAT

BRASS 3/4" TWO WAY TAP CONNECTOR

JEFWHOS-BR11

- ★ 3/4" female BSP thread
- ★ 2 way 1/2" male quick connector
- ★ Isolation valves flow stop



PRICE EX.VAT

HOSE REEL CART

JEFWHOSCRT

- Holds up to 45m of 1/2" Ø hose
- Easy assembly without tools
- Angled hose connection prevents hose from wrapping, kinking or twisting while winding on and off
- Hose connector clicks onto storage terminal after use
- Rust and corrosion resistant
- Includes elbow connector set and 3/8" tap adaptor
- Cart only: no hose included

DISCOVER MORE
ON THE RANGE

PRICE EX.VAT

4 PIECE SPRAY GUN SET

JEFWHOS-P05S

- Zinc metal body
- Ergonomic trigger handle, screw adjustable
- 7 spray pattern settings: mist, flat, shower, centre, jet, cone, soaker



Includes:

- 7 pattern metal spray gun
- 1/2" female hose connector
- Auto-stop 1/2" female hose connector
- 1/2" and 3/4" male tap adaptor

PRICE EX.VAT

25M 1/2" AUTO RETRACTING HOSE REEL

JEFWHOSAR25

- Kink-resistant hose
- Automatic self-layering rewind system for neat, non-tangled hose storage
- Easy to install
- 180° swivel bracket
- Pre-assembled and equipped with 25m hose, fittings and mounting screws and plugs
- Hose can stop at any length
- Angled hose connection prevents hose from wrapping, kinking or twisting while winding on and off



PRICE EX.VAT

4 PIECE HOSE CONNECTION SET

JEFWHOS-P06S

- Suitable for 1/2" hose
- Suitable for 1/2" and 3/4" tap threads
- Soft touch ABS thermoplastic grip

Includes:

- Adjustable hose nozzle
- 1/2" female connector
- 1/2" auto-stop female connector
- 1/2" & 3/4" male adaptor



PRICE EX.VAT

BRAIDED PVC WATER HOSE

- Available in 15m or 30m lengths
- Hose Diameter: 1/2"
- High UV protection
- Kink-resistant
- 14bar frost protection
- Compatible with a wide variety of hose reels and connectors



15M OR 30M

PRODUCT	SIZE	PRICE EX. VAT
JEFWHOS12-15	15m	
JEFWHOS12-30	30m	

ADJUSTABLE HOSE NOZZLE

JEFWHOS-P04

- Soft touch ABS thermoplastic grip
- Adjustable spray nozzle
- 1/2" male quick connector



PRICE EX.VAT

TAP ADAPTOR

JEFWHOS-P03


- Soft touch grip
- ABS thermoplastic
- Quick connect 1/2" to 3/4" male adaptor



PRICE EX.VAT

1/2" FEMALE QUICK CONNECTORS

- Available with or without auto-stop valve
- Soft touch ABS thermoplastic grip



AUTO-STOP

PRODUCT	AUTO-STOP	PRICE EX. VAT
JEFWHOS-P01	×	
JEFWHOS-P02	✓	

MULTI-PURPOSE
TELESCOPIC
LADDERS



- Lightweight anti-corrosive aluminium frame with strong double aluminium rivet construction
- Advanced auto-locking technology locks securely and safely into multiple positions
- Spring loaded J locks for quick and easy working height adjustment
- Easily converts between telescopic ladder, extension ladder, stairway ladder and trestle
- Anti-slip feet and rung threads
- Smooth glide wheels to aid transportation
- EN 131 Class - Duty Rating: 115kg / Maximum Load: 150kg



BS EN131

PROFESSIONAL

PUSH KNOB LOCKING HINGE
SECURELY LOCKS THE LADDER
INTO DESIRED POSITION

SPRING LOADED
J-LOCKS FOR QUICK
& EASY WORKING
HEIGHT ADJUSTMENT

DOUBLE ALUMINIUM
RIVET CONSTRUCTION



	JEFLADMPAS03	JEFLADMPAS04	JEFLADMPAS05	JEFLADMPAS06
NUMBER OF TREADS	3	4	5	6
FEET WIDTH	520mm	580mm	660mm	725mm
TREAD HEIGHT	280mm	280mm	280mm	280mm
SECTION WIDTH	300mm	300mm	300mm	300mm
CLOSED HEIGHT	990mm	1270mm	1550mm	1830mm
OPEN HEIGHT A-FRAME	1480mm	2000mm	2540mm	3040mm
EXTENDED WORKING HEIGHT	1860mm	2400mm	2930mm	3470mm
FULLY EXTENDED HEIGHT	3040mm	4240mm	5360mm	6480mm
FULLY EXTENDED WORKING HEIGHT	2940mm	4020mm	5090mm	6170mm
WEIGHT	12.3kg	14.9kg	18.9kg	21.9kg

FULLY EXTENDED TELESCOPIC LADDER



EXTENDED LADDER




STAIRWAY LADDER



TRESTLE SYSTEM (PLATFORM NOT INCLUDED)



FITTED WITH
WHEELS* FOR EASE
OF MOBILITY &
ANTI-SLIP FEET
FOR ADDED
STABILITY
*DOES NOT INCLUDE
3 TREAD



PRODUCT	DESCRIPTION	PRICE EX. VAT
JEFLADMPAS03	3 Tread	
JEFLADMPAS04	4 Tread	
JEFLADMPAS05	5 Tread	
JEFLADMPAS06	6 Tread	

MULTI-PURPOSE
FIBREGLASS
TELESCOPIC LADDERS

- Lightweight anti-corrosive fibreglass frame with strong double aluminium rivet construction
- Advanced auto-locking technology locks securely and safely into multiple positions
- Spring loaded J locks for quick and easy working height adjustment
- Easily converts between Telescopic Ladder, Extension Ladder and Stairway Ladder
- Anti-slip feet and rung threads
- Smooth glide wheels to aid transportation
- EN 131 Class - Duty Rating: 115kg / Maximum Load: 150kg



BS EN131

PROFESSIONAL

PUSH KNOB LOCKING HINGE
SECURELY LOCKS THE LADDER
INTO DESIRED POSITION


SPRING LOADED
J-LOCKS FOR
QUICK & EASY
WORKING HEIGHT
ADJUSTMENT

DOUBLE ALUMINIUM
RIVET CONSTRUCTION

FITTED WITH WHEELS FOR
EASE OF MOBILITY & ANTI-SLIP
FEET FOR ADDED STABILITY

	JEFLADMPFG-04	JEFLADMPFG-05
NUMBER OF TREADS	4	5
FEET WIDTH	580mm	660mm
TREAD HEIGHT	280mm	280mm
SECTION WIDTH	300mm	300mm
CLOSED HEIGHT	1270mm	1560mm
OPEN HEIGHT A-FRAME	2000mm	2540mm
EXTENDED WORKING HEIGHT	2400mm	2930mm
FULLY EXTENDED HEIGHT	4240mm	5360mm
FULLY EXTENDED WORKING HEIGHT	4020mm	5090mm
WEIGHT	14.9kg	19.9kg

FULLY EXTENDED TELESCOPIC LADDER



STAIRWAY LADDER



FULLY EXTENDED LADDER



THIS PRODUCT IS
MANUFACTURED
AND TESTED TO
**BS EN131:
2010+A2:2017**

**30,000V
INSULATION**

PRODUCT	DESCRIPTION	PRICE EX. VAT
JEFLADMPFG-04	4 Tread	
JEFLADMPFG-05	5 Tread	

NEW!

HANDHELD
LIGHTING



FROM
PAGE 128

FIBREGLASS
STEP LADDERS

- Channel stiles and heavy duty back bars
- Extruded serrated aluminium treads are braced diagonally with heavy duty rivets
- Additional diagonally braced back bars for added strength and stability
- Top tray for holding tools and materials
- Centre bar installed for outstanding stability and strength
- Aluminium shoes with rubber feet for added durability
- Improved step profile
- Spacing between treads: 295mm



BS EN131

PROFESSIONAL



	JEFLADFGLS03	JEFLADFGLS04	JEFLADFGLS05	JEFLADFGLS06	JEFLADFGLS07	JEFLADFGLS08
NUMBER OF TREADS	2	3	4	5	6	7
TREAD HEIGHT	295mm	295mm	295mm	295mm	295mm	295mm
CLOSED HEIGHT	970mm	1260mm	1550mm	1850mm	2150mm	2440mm
OPEN HEIGHT	780mm	1070mm	1345mm	1560mm	1820mm	2090mm
SAFE WORKING HEIGHT	533mm	715mm	1076mm	1348mm	1619mm	1891mm



	PRODUCT	DESCRIPTION	PRICE EX. VAT
1	JEFLADFGLS03	3 Tread	
2	JEFLADFGLS04	4 Tread	
3	JEFLADFGLS05	5 Tread	
4	JEFLADFGLS06	6 Tread	
5	JEFLADFGLS07	7 Tread	
6	JEFLADFGLS08	8 Tread	



THIS PRODUCT IS
MANUFACTURED
AND TESTED TO
**BS EN131:
2010+A2:2017**

WHY CHOOSE FIBREGLASS?

✓ NON-CONDUCTIVE

Ideal for use in environments where there is a risk of contact with electrical wires or equipment.

✓ WEATHER RESISTANT

Resistant to weather conditions, such as rain, sun, and extreme temperatures. They do not rust or corrode, making them suitable for both indoor and outdoor use.

✓ STRENGTH & STABILITY

Sturdy and can support heavy loads, fibreglass ladders are more rigid, offering better stability.

WORK PLATFORMS

- Fixed height, portable, hop-up work platforms
- Ideal for low-level access, painting, plastering, DIY or even washing the car
- Compact & robust design with large non-slip platform area
- Broad sturdy base with non-slip rubber feet
- Fold-flat design for easy assembly, transportation & storage
- Easy locking catch mechanism for safe use



EASY LOCKING CATCH



ANTI-SLIP PLATFORM



BS EN131-6

PROFESSIONAL

300MM WIDE 2 TREAD ALUMINIUM WORK PLATFORM

JEFLADWP02-300

- Platform Size: 300 x 600mm
- Platform Height: 480mm
- Max Static Load: 150kg
- Max Duty Rating: 110kg
- Safe Working Height: 2000mm
- Weight: 4.6kg



PRICE EX.VAT

600MM WIDE 2 TREAD ALUMINIUM WORK PLATFORM

JEFLADWP02-600

- Platform Size: 600 x 600mm
- Platform Height: 480mm
- Max Static Load: 150kg
- Max Duty Rating: 110kg
- Safe Working Height: 2000mm
- Weight: 6.8kg



PRICE EX.VAT

300MM WIDE 2 TREAD FIBREGLASS WORK PLATFORM

JEFLADWP02-300FG

- Platform Size: 300 x 600mm
- Platform Height: 480mm
- Max Static Load: 150kg
- Max Duty Rating: 110kg
- Safe Working Height: 2000mm
- Weight: 5.2kg



PRICE EX.VAT

600MM WIDE 2 TREAD FIBREGLASS WORK PLATFORM

JEFLADWP02-600FG

- Platform Size: 600 x 600mm
- Platform Height: 470mm
- Max Static Load: 150kg
- Max Duty Rating: 110kg
- Safe Working Height: 2000mm
- Weight: 7.7kg



PRICE EX.VAT

NEW! MITRE SAWS
10" ★ 12"



PAGE 57

TELESCOPIC LADDERS

- Strong, lightweight and portable aluminium alloy telescopic frame
- Compact telescopic frame design for storing in confined spaces
- Equipped with a locking mechanism for enhanced safety and peace of mind while working
- Wide-base top bar and bottom rung provides added stability and sturdiness
- Anti-slip feet for added grip and durability
- Hand grips for extra security and stability while climbing
- Comes with secure fastening storage strap


BS EN131

2.9M SAFE CLOSE TELESCOPIC LADDER

JEFLADTEL10


- 10 x large slip resistant treads
- Closed height: 805mm
- Opened height: 2.9m
- Safe working height: 1.7m
- Width: 476mm
- Weight: 9.5kg

**COMPACT DESIGN
FOR EASY STORAGE**

PRICE EX.VAT

3.8M SAFE CLOSE TELESCOPIC LADDER WITH STABILISING BASE BAR


JEFLADTEL13S


- 13 x large slip resistant treads with stabilising base bar
- Closed height: 900mm
- Opened height: 3.8m
- Safe working height: 2.5m
- Width: 855mm
- Weight: 15.2kg

**COMPACT DESIGN
FOR EASY STORAGE**

**STABILISING
BASE BAR**
PRICE EX.VAT

ROOF RACK LADDER CLAMPS (PAIR)

JEFRACKLP


- Heavy duty steel clamps
- Easy to attach
- Sturdy, safe and secure
- Padlock slots for enhanced security
- Secures up to 3 ladders to a standard roof rack

PRICE EX.VAT

T99 MINI TOWER PRO

Flexible Mini Tower System offering a variety of indoor and outdoor access solutions. The T99 Tower can be customised and built into 4 different platform heights. This pick and mix facility means the T99 Mini Tower Pro can grow with your needs, with the ability to add additional packs and components as and when you need them.

830KG PER TOWER / 210KG PER
PLATFORM EVENLY DISTRIBUTED

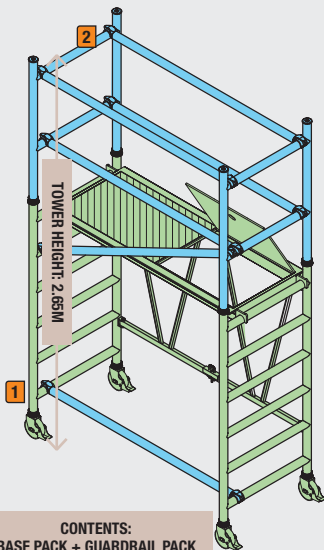


CERTIFIED TO THE FOLLOWING
STANDARD BS EN1004 (CLASS 3)

COMBINED BASE & GUARDRAIL PACKAGE

KIT-JEFT99-1.55

- Safe Working Height: 3.55m
- Platform Height: 1.55m
- Width: 0.68m
- Length: 1.55m
- Horizontal Brace/s (1.55m)
- Diagonal Brace/s (1.72m)
- Frame Securing Pins
- Net Weight: 57.0kg



Contains:

Guard Rail Pack

- 2 Rung Guard frames (x 2)
- Horizontal braces (red) (x 5)
- Diagonal brace (blue)
- Securing pins (x 4)

Base Pack

- Folding base unit frame
- Trapdoor platform
- 5" lockable castors (x 4)

CONTENTS:
BASE PACK + GUARDRAIL PACK

INDUSTRIAL

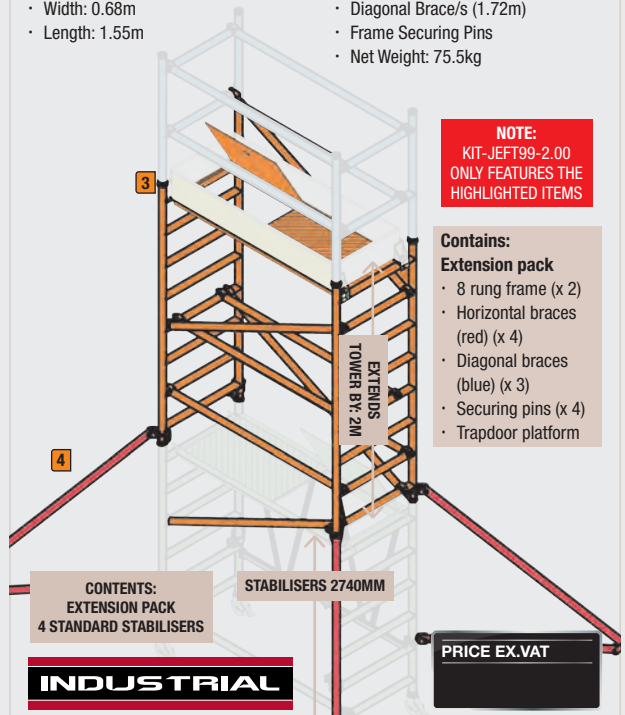
PRICE EX.VAT

	PRODUCT	DESCRIPTION	PRICE EX. VAT
1	JEFTWRT99M-BU	T99 Base Unit Pack	
2	JEFTWRT99M-GR	T99 Guardrail Pack	

COMBINED EXTENSION & STABILISER PACKAGE

KIT-JEFT99-2.00

- Platform Extension Height: 2m
- Width: 0.68m
- Length: 1.55m
- Horizontal Brace/s (1.55m)
- Diagonal Brace/s (1.72m)
- Frame Securing Pins
- Net Weight: 75.5kg



NOTE:
KIT-JEFT99-2.00
ONLY FEATURES THE
HIGHLIGHTED ITEMS

Contains:

Extension pack

- 8 rung frame (x 2)
- Horizontal braces (red) (x 4)
- Diagonal braces (blue) (x 3)
- Securing pins (x 4)
- Trapdoor platform

CONTENTS:
EXTENSION PACK
4 STANDARD STABILISERS

INDUSTRIAL

PRICE EX.VAT

	PRODUCT	DESCRIPTION	PRICE EX. VAT
3	JEFTWRT99M-EX	T99 Extension Pack	
4	JEFTWRT99M-SS	T99 Standard Stabiliser (each)	

T99 MINI TOWER PRO COMPONENTS/PARTS

	PRODUCT	DESCRIPTION	KIT-JEFT99-1.55	KIT-JEFT99-2.00	KIT-JEFT99-3.55	KIT-JEFT99-5.55	PRICE EX. VAT
1	JEFTWRT99M-BU	T99 Base Unit Pack	1	-	1	1	
2	JEFTWRT99M-GR	T99 Guardrail Pack	1	-	1	1	
3	JEFTWRT99M-EX	T99 Extension Pack	-	1	1	2	
4	JEFTWRT99M-SS	T99 Standard Stabiliser (each)	-	4	4	-	
5	JEFTWRT99M-TS	T99 Telescopic Stabiliser (each)	-	-	-	4	

OPTIONAL EXTRAS

PRODUCT	DESCRIPTION	PRICE EX. VAT
JEFTWRT99M-TB	T99 Toe Board Set	
JEFTWRT99M-CF	T99 Fixed Castor Wheel	
JEFTWRT99M-CA	T99 Adjustable Castor Wheel	

JEFFERSON T99 MINI TOWERS ARE CERTIFIED TO THE FOLLOWING STANDARD BS EN1004:2004 (CLASS 3)

COMPLETE STANDARD TOWER PACKAGE

KIT-JEFT99-3.55

- Safe Working Height: 5.55m
- Platform Height: 3.55m
- Width: 0.68m
- Length: 1.55m
- Horizontal Brace/s (1.55m)
- Diagonal Brace/s (1.72m)
- Frame Securing Pins
- Net Weight: 132.5kg

Contains:

Guard Rail Pack

- 2 Rung Guard frames (x 2)
- Horizontal braces 1.55m (x 5)
- Diagonal brace 1.72m
- Securing pins (x 4)

Base Pack

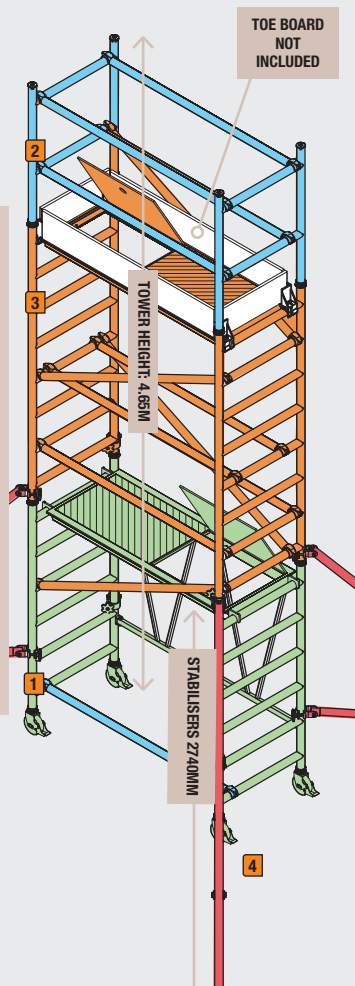
- Folding base unit frame
- Trapdoor platform
- 5" lockable castors (x 4)

Extension pack

- 8 rung frame (x 2)
- Horizontal braces (red) (x 4)
- Diagonal braces (blue) (x 3)
- Securing pins (x 4)
- Trapdoor platform

Stabilisers

- Standard stabilisers (x 4)



CONTENTS:
BASE PACK
GUARDRAIL PACK
EXTENSION PACK
4 STANDARD STABILISERS

INDUSTRIAL

PRICE EX.VAT

PRODUCT	DESCRIPTION	PRICE EX. VAT
1 JEFTWRT99M-BU	T99 Base Unit Pack	
2 JEFTWRT99M-GR	T99 Guardrail Pack	
3 JEFTWRT99M-EX	T99 Extension Pack	
4 JEFTWRT99M-SS	T99 Standard Stabiliser (each)	

COMPLETE EXTENDED TOWER PACKAGE

KIT-JEFT99-5.55

- Safe Working Height: 7.55m
- Platform Height: 5.55m
- Width: 0.68m
- Length: 1.55m
- Horizontal Brace/s (1.55m)
- Diagonal Brace/s (1.72m)
- Frame Securing Pins
- Net Weight: 178.5kg

Contains:

Guard Rail Pack

- 2 Rung Guard frames (x 2)
- Horizontal braces 1.55m (x 5)
- Diagonal brace 1.72m
- Securing pins (x 4)

Base Pack

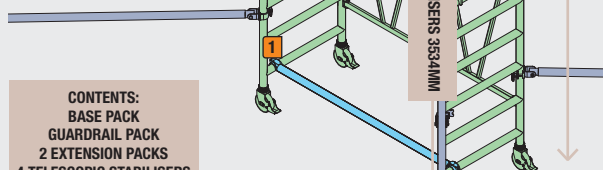
- Folding base unit frame
- Trapdoor platform
- 5" lockable castors (x 4)

Extension pack

- 8 rung frame (x 4)
- Horizontal braces (red) (x 8)
- Diagonal braces (blue) (x 6)
- Securing pins (x 8)
- Trapdoor platform

Stabilisers

- Telescopic stabilisers (x 4)



CONTENTS:
BASE PACK
GUARDRAIL PACK
2 EXTENSION PACKS
4 TELESCOPIC STABILISERS

INDUSTRIAL

PRICE EX.VAT

PRODUCT	DESCRIPTION	PRICE EX. VAT
1 JEFTWRT99M-BU	T99 Base Unit Pack	
2 JEFTWRT99M-GR	T99 Guardrail Pack	
3 JEFTWRT99M-EX	T99 Extension Pack	
5 JEFTWRT99M-TS	T99 Telescopic Stabiliser (each)	

T99 MINI TOWER PRO SPARES

PRODUCT	DESCRIPTION	PRICE EX. VAT
JEFTWRT99M-P01	T99 Mini Tower Guardrail Frame	
JEFTWRT99M-P02	T99 Mini Tower Guardrail Frame Pin	
JEFTWRT99M-P03	T99 Mini Tower Horizontal Brace (Red)	
JEFTWRT99M-P04	T99 Mini Tower Diagonal Brace (Blue)	
JEFTWRT99M-P05	T99 Mini Tower Trapdoor Platform	
JEFTWRT99M-P06	T99 Mini Tower Extension 8 Rung Frame	

T620-3T DOUBLE WIDTH SCAFFOLDING TOWER

With a maximum platform height of 6.20m and a maximum working height of 8.20m, the Jefferson Double Width Scaffolding Tower is an ideal and safe solution when working at height. The complete tower has a safe working load of 950kg, including the weight of the tower (self weight of 244kg). Maximum load, evenly distributed, is 275kg per platform.

CERTIFIED TO THE FOLLOWING
STANDARD BS EN1004 (CLASS 3)



INDUSTRIAL

3.2M TOWER

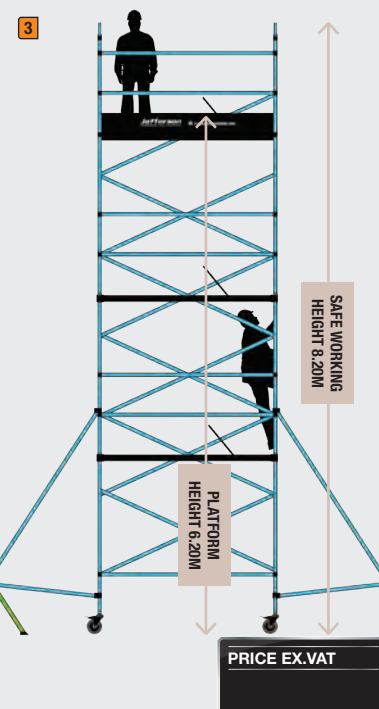
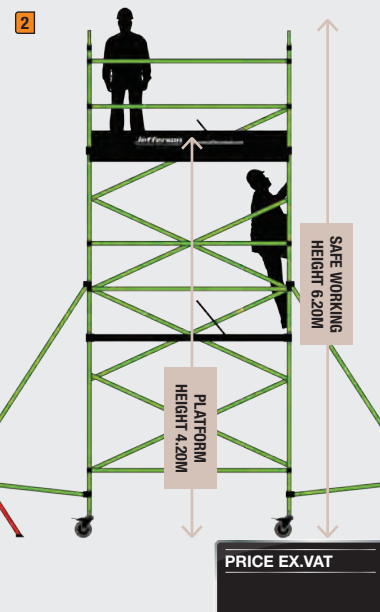
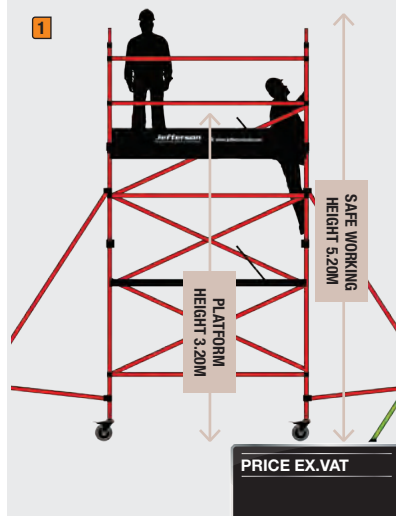
KIT-JEFT620-3T-3.2

4.2M TOWER

KIT-JEFT620-3T-4.2

6.2M TOWER

KIT-JEFT620-3T-6.2



T620-3T DOUBLE WIDTH SCAFFOLDING TOWER COMPONENT PARTS

For the list of components required to create your ideal double width tower, see the below table.

INDUSTRIAL



	1 3.2M	2 4.2M	3 6.2M
Platform Height	3.20m	4.20m	6.20m
Safe Working Height	5.20m	6.20m	8.20m

PRODUCT	DESCRIPTION	PRICE EX. VAT	3.2M QTY	4.2M QTY	6.2M QTY
JEFTWR6.2-CASTOR	T620-3T Castor Wheel 150mm		4	4	4
JEFTWR6.2-ADJLEG	T620-3T Adjustable Leg		4	4	4
JEFTWR6.2-LADD2R	T620-3T 2 Rung Ladder Frame 1450 x 1000mm		-	1	1
JEFTWR6.2-LADD4R	T620-3T 4 Rung Ladder Frame 1450 X 2000mm		2	2	3
JEFTWR6.2-SPAN2R	T620-3T 2 Rung Span Frame 1450 X 1000mm		-	1	1
JEFTWR6.2-SPAN4R	T620-3T 4 Rung Span Frame 1450 X 2000mm		2	2	3
JEFTWR6.2-PLATFX	T620-3T Fixed Platform 600 X 2500mm		1	1	1
JEFTWR6.2-PLATTR	T620-3T Trapdoor Platform 600 X 2500mm		2	2	3
JEFTWR6.2-BRACDI	T620-3T Diagonal Brace (Blue) 2610mm		5	7	11
JEFTWR6.2-BRACHO	T620-3T Horizontal Brace (Red) 2500mm		10	10	14
JEFTWR6.2-TOEBRD	T620-3T Toeboard Set		1	1	1
JEFTWR6.2-STABST	T620-3T Standard Stabiliser		4	4	4

NEMESIS™

THE MUST-HAVE RANGE OF INDUSTRIAL
WORKSHOP & GARAGE EQUIPMENT

✓ ROBUST & DURABLE RANGE

✓ DESIGNED FOR HEAVY USE

✓ LOW PROFILE & HIGH LIFT MODELS

INDUSTRIAL

NEMESIS 2/3 TONNE RAPID LIFT 3 IN 1 TROLLEY JACK

JEFJKNEMRL02-3

LONG 2-PIECE HANDLE
(1188MM) FOR REDUCED
OPERATOR EFFORT

FOAM
BUMPER
TO PREVENT
VEHICLE
DAMAGE

JACK LENGTH:
805MM

REINFORCED
LIFTING ARM
& SOLID U-CHANNEL

LARGE SADDLE DESIGN
FOR ADDED LOAD
SUPPORT

HEAVY DUTY CASTORS
WITH 360° SWIVEL



INCLUDES 3 PIN ADAPTOR
FOR ADDITIONAL ADAPTABILITY

LOW PROFILE

- Max. Load: 2 Tonne
- Min. Height: 98mm
- Max. Height: 580mm

LOW PROFILE WITH ADAPTOR

- Max. Load: 2 Tonne
- Min. Height: 214mm
- Max. Height: 765mm

HIGH LIFT

- Max. Load: 3 Tonne
- Min. Height: 245mm
- Max. Height: 585mm

HIGH LIFT WITH ADAPTOR

- Max. Load: 3 Tonne
- Min. Height: 360mm
- Max. Height: 770mm

PRICE EX.VAT

NEMESIS 3 TONNE HIGH LIFT AXLE STAND (PAIR)

JEFAXNEM03-HL

- Designed to effectively hold up to 3 tonnes
- Ideal for working on SUVs
- 8 adjustable positions allows for a super high lift
- Deep saddles for added load support
- Max Load (Pair): 6 Tonne
- Min Working Height: 440mm
- Max Working Height: 720mm
- Net Weight: 5.71kg

**IDEAL FOR USE
WITH NEMESIS
3 IN 1 TROLLEY JACK**

**3
TONNE**

INDUSTRIAL



**SOLD &
DESIGNED
TO BE USED
IN PAIRS**



PRICE EX.VAT

NEMESIS™

THE MUST-HAVE RANGE OF INDUSTRIAL WORKSHOP & GARAGE EQUIPMENT

DISCOVER
MORE

NEMESIS RAPID LIFT TROLLEY JACKS

LOW PROFILE

INDUSTRIAL



ULTRA LOW PROFILE

MIN. HEIGHT 73-100MM



PROTECTIVE FOAM BUMPER

TO PREVENT VEHICLE DAMAGE



RAPID LIFT PEDAL

(4 TONNE MODEL ONLY)

- Low entry lifting range
- Twin piston for rapid lift
- Universal joint release mechanism for safe, controlled lowering of the jack
- Profiled lifting arm and solid U-channel
- Heavy duty chassis for stability and endurance
- Twistable D-handle for enhanced manoeuvrability and operation
- Magnetic tray for storing loose nuts and bolts
- Heavy duty castors for 360° swivel



TWIN PISTON

PROFILED
LIFTING ARM2.25
TONNE

2.25 TONNE

JEFJKNEMRL0225

- Max. Load: 2.25 Tonne
- Min. Height: 73mm
- Max. Height: 495mm
- Handle Length: 1140mm
- Saddle Diameter: 110mm
- Stroke: 111mm
- Jack Length: 733mm

PRICE EX.VAT

TWISTABLE
D-HANDLEFOAM
BUMPERUNIVERSAL
JOINT RELEASE
MECHANISM3
TONNE

3 TONNE

JEFJKNEMRL03

- Max. Load: 3 Tonne
- Min. Height: 80mm
- Max. Height: 465mm
- Handle Length: 1140mm
- Saddle Diameter: 110mm
- Stroke: 105mm
- Jack Length: 682mm

PRICE EX.VAT

HEAVY DUTY
CASTORSMAGNETIC
TRAY

HEAVY DUTY CHASSIS

4
TONNE

4 TONNE


JEFJKNEMRL04

- Max. Load: 4 Tonne
- Min. Height: 100mm
- Max. Height: 533mm
- Handle Length: 1320mm
- Saddle Diameter: 110mm
- Stroke: 126mm
- Jack Length: 799mm

PRICE EX.VAT

NEMESIS REPLACEMENT SADDLE PADS

1



2



3



PRODUCT	SUITABLE FOR	PRICE EX. VAT
1 JEFJKNEMSP01	JEFJKNEMRL0225	
2 JEFJKNEMSP02	JEFJKNEMRL03	
3 JEFJKNEMSP03	JEFJKNEMRL04	

✓ **ROBUST & DURABLE RANGE**

✓ **DESIGNED FOR HEAVY USE**

✓ **LOW PROFILE & HIGH LIFT MODELS**

NEMESIS AXLE STANDS (PAIR)

- Pin-through-hole design for optimal load support
- 8 adjustable pin positions

**SOLD & DESIGNED
TO BE USED IN PAIRS**

**IDEAL FOR USE WITH
NEMESIS RAPID LIFT
TROLLEY JACKS**



**3
TONNE**

3 TONNE

JEFAXNEM03

- Max. Load (Pair): 6 Tonne
- Min. Height: 295mm
- Max. Height: 438mm
- Dimensions: 335 x 240 x 296mm

PRICE EX.VAT

INDUSTRIAL



**6
TONNE**

6 TONNE

JEFAXNEM06

- Max. Load (Pair): 12 Tonne
- Min. Height: 370mm
- Max. Height: 570mm
- Dimensions: 430 x 326 x 380mm

PRICE EX.VAT

NEMESIS 48" 2 TONNE FARM JACK

JEFJKFMNEM48



**2
TONNE**

INDUSTRIAL

- Ideal for lifting, pulling, clamping & spreading
- Heavy-duty steel
- Adjustable lifting arm
- Power-coated for rust resistance
- Ratcheting design for controlled lift
- Adjustable design to any upright position
- Rated Load: 2 Tonne
- Load Capacity: 4500kg
- Max. Lift Height: 1030mm
- Min. Lift Height: 110mm
- Max. Clamp Load: 340kg
- Min. Lowering Load: 50kg



PRICE EX.VAT

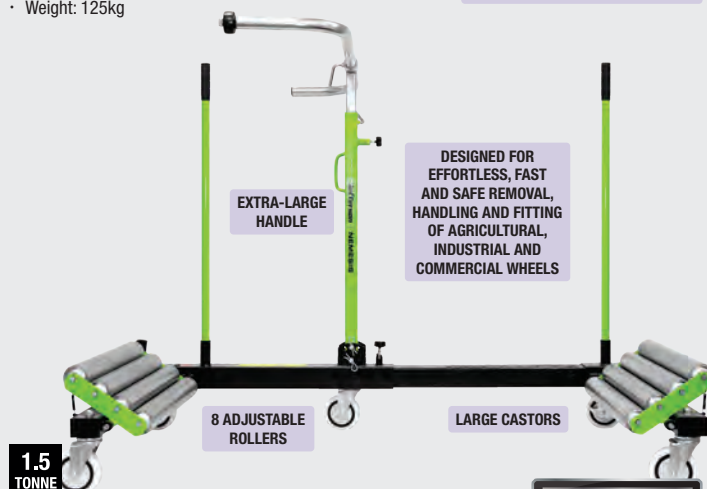
NEMESIS 1.5 TONNE WHEEL DOLLY

JEFWHLDNEM015

- Lifting action is achieved by using a two-stage hydraulic pump, mounted inside the frame
- Locking mechanism so rollers can be fixed at 8 preset positions
- 2 locking and 3 fixed castors for improved stability and easy manoeuvrability
- Extra-large handle allows for one person operation
- Capacity: 1.5 Tonne
- Lifting height: 0 - 770mm
- Min. Wheel Ø: 1000mm
- Max. Wheel Ø: 2200mm
- Max. Wheel Width: 1100mm
- Dimensions: 1980 x 1000 x 2140mm
- Weight: 125kg



8 PRESET POSITIONS FOR ROLLERS



EXTRA-LARGE
HANDLE

DESIGNED FOR
EFFORTLESS, FAST
AND SAFE REMOVAL,
HANDLING AND FITTING
OF AGRICULTURAL,
INDUSTRIAL AND
COMMERCIAL WHEELS

8 ADJUSTABLE
ROLLERS

LARGE CASTORS

**1.5
TONNE**

INDUSTRIAL

PRICE EX.VAT

NEW!**1.5 TONNE
FLOOR JACK****JEFJKFL01.5****FEATURES**

- ★ Max. Load: 1.5 Tonne
- ★ Min Height: 130mm
- ★ Max Height: 300mm
- ★ Length: 412mm
- ★ Weight: 7kg

**1.5
TONNE****LOW PROFILE****PRICE EX.VAT****3 TONNE GARAGE JACK WITH
COMPATIBLE RUBBER PAD & SPARES****JEFJKGAR03**

Heavy-duty steel construction provides stability and endurance. Swivel saddle and rear castors allows smooth manoeuvring. Hydraulic oil by-pass system protects ram from being over-extended. Twin pump mechanism for smooth & quick lifting. Built-in safety valve protects against jack over-loading.

- Max Load: 3 Tonne
- Min Height: 130mm
- Max Height: 465mm
- Length: 630mm
- Weight: 29.3kg
- Twin Pump
- Quick Lift

1**COMPATIBLE SPARE
RUBBER PADS AVAILABLE****TWIN PUMP****3
TONNE****PRICE EX.VAT**

PRODUCT	DESCRIPTION	PRICE EX. VAT
1 JEFRUBPAD	Rubber Pad for JEFJKGAR03	

**2 TONNE LOW PROFILE
TROLLEY JACK****JEFJKFL02L**

Compact and ideal to keep in your boot for when car-related emergencies strike. It can lift up to 2 tonnes and its range is from 85mm- 375mm, making it suitable for low chassis or vehicles with reduced clearance.

- Max Load: 2 Tonne
- Min Height: 85mm
- Max Height: 375mm
- Length: 560mm
- Weight: 13kg

**2
TONNE****LOW PROFILE****PRICE EX.VAT****TUNDRA 2.5 TONNE ALUMINIUM/
STEEL TROLLEY JACK****TUNJKTRLROC2.5AL**

Constructed from lightweight aluminium & steel for strength & durability. Low profile design with lightweight alloy load wheels. Twin-piston design for smooth & fast lifting action. Fitted with lifting bars on either side for easy transport. Rear swivel castors for easy manoeuvrability. Built-in safety valve prevents against overloading.

- Max Load: 2.5 Tonne
- Min Height: 100mm
- Max Height: 465mm
- Length: 659mm
- Weight: 26.3kg

**TWIN PUMP****BEST
SELLER****PRICE EX.VAT****INDUSTRIAL****LOW PROFILE****2.5
TONNE****3 TONNE TROLLEY JACK****JEFJKFL03**

Long chassis, high capacity, portable garage jack for serious hobby or recovery vehicle use. Heavy duty pump bracket and one piece hydraulic unit with safety overload valve. Supplied with one piece pumping handle with rubber grip.

- Max Load: 3 Tonne
- Min Height: 140mm
- Max Height: 432mm
- Length: 625mm
- Weight: 18.3kg

**3
TONNE****PRICE EX.VAT**

INDUSTRIAL LONG REACH TROLLEY JACKS




LARGE SADDLE PAD



RAPID LIFT FOOT PEDAL



INTEGRATED TOOL TRAY

HANDLE MOUNTED
SAFETY RELEASE

LONG REACH

TUNDRA 4-5 TONNE
FORKLIFT/TRACTOR JACK

TUNJKFRK4-5

With scissor-action lift design, this Tundra forklift jack is suitable for low profile vehicles such as forklifts or tractors with a minimum lift of 64mm. Ideal for agricultural, industrial and automotive applications.

- Capacity: 4-5 Tonne
- 4 Tonne capacity front scissor nose:
- Min Height: 64mm
- Max Height: 425mm
- 5 Tonne capacity cylinder cap:
- Min Height: 416mm
- Max Height: 715mm

4 TONNE

4-5
TONNE

INDUSTRIAL

PRICE EX.VAT



INDUSTRIAL

5
TONNE10
TONNE

DISCOVER MORE

PRODUCT	MAX. LOAD	LENGTH	WEIGHT	PRICE EX. VAT
TUNJKTRL05LR	5 Tonne	1400mm	83kg	
TUNJKTRL10LR	10 Tonne	1510mm	108kg	

AXLE STANDS (PAIR)

SOLD IN PAIRS

- Ratchet type axle stands
- Heavy-duty steel frame construction
- Cast-iron support post
- Sold as a pair and designed for use as a pair
- Angled post teeth to prevent accidental load-release: the more weight applied, the tighter the post is locked

2
TONNE3
TONNE6
TONNE12
TONNE

PRODUCT	MAX LOAD (PAIR)	MIN HEIGHT	MAX HEIGHT	WEIGHT	PRICE EX. VAT
1 JEFAXSTD02	4 Tonne	277mm	435mm	5kg	
2 JEFAXSTD03	6 Tonne	288mm	435mm	7kg	
3 JEFAXSTD06	12 Tonne	400mm	620mm	14.2kg	
4 JEFAXSTD12	24 Tonne	500mm	770mm	33.9kg	

TUNDRA AXLE STANDS (PAIR)

SOLD IN PAIRS

- Sturdy welded steel construction for superior safety and strength, which helps prevent distortion and twisting
- Large saddles for even load distribution
- Supplied with captive pin load support

CAPTIVE
LOAD PIN



INDUSTRIAL

7 TONNE	PRODUCT	MAX LOAD (PAIR)	MIN HEIGHT	MAX HEIGHT	WEIGHT	PRICE EX. VAT
22 TONNE	1 TUNAXSTD07	14 Tonne	267mm	420mm	14.6kg	
	2 TUNAXSTD22	44 Tonne	338mm	500mm	28.8kg	

TUNDRA HIGH LEVEL VEHICLE SUPPORT AXLE STANDS

- Heavy-duty, welded-steel construction for enhanced strength
- Safely supports a range of vehicles with adjustable height settings
- Includes three different interchangeable contact adaptors for solid load distribution
- Supplied with captive pin load support
- Fitted with 3 spring-loaded, retractable castors for easy smooth-rolling operation

SUITABLE FOR
COMMERCIAL AND
PUBLIC SERVICE
VEHICLES

MAX.
1905MM

INDUSTRIAL

7
TONNE 12
TONNE

7 TONNE

TUNAXSTD07-HL

- Max Load (Pair): 14 Tonne
- Min Height: 1295mm
- Max Height: 1905mm
- Weight: 65kg

PRICE EX.VAT

12 TONNE

TUNAXSTD12-HL

- Max Load (Pair): 24 Tonne
- Min Height: 1295mm
- Max Height: 1905mm
- Weight: 78kg

PRICE EX.VAT

SOLD AS
SINGLE
STANDS
BUT MUST
ALWAYS
BE USED IN
PAIRS, OR
MULTIPLES
OF PAIRS



TUNDRA WHEEL SKATE RACK

TUNWHLDRK

The ideal storage solution for your Tundra wheel skates. Pack up to four wheel skates with this skate rack. Saves floor space through upright storage.

- Capacity: 40kg
- Weight: 3.3kg

INDUSTRIAL

PRICE EX.VAT



TUNDRA 10 TONNE HIGH LIFT AXLE STANDS (PAIR)

TUNAXSTD10HL

- Designed to safely support vehicles for extended periods of time
- Manufactured from a heavy-gauge welded steel frame to ensure superior strength and safety
- Large saddles provide even load distribution
- Includes captive, multi-position pin load support
- Ideal for commercial garages, motor-factors and vehicle bodyshops etc.
- Max Load (Pair): 20 Tonne
- Min Height: 710mm
- Max Height: 1208mm
- Weight: 50.6kg

MAX.
1208MM

10
TONNE

INDUSTRIAL

PRICE EX.VAT



TUNDRA 680KG HYDRAULIC WHEEL SKATES

TUNWHL1500

- Max Load: 680kg
- Working Range: 340-620mm
- Roller Length: 230mm
- Max Tyre Width: 270mm
- Min & Max Tyre Diameter: 450-660mm
- Weight: 18kg per unit
- Designed for use in pairs

SOLD AS SINGLE
UNITS, DESIGNED
FOR USE IN PAIRS

0.68
TONNE

INDUSTRIAL

PRICE EX.VAT



WELDED BOTTLE JACKS

- Heavy duty welded bottle jacks fitted with overload valves and manufactured and tested to the latest CE standards
- Heat-treated extension screw allows low pickup height adjustment and maximum height with slow release on load
- Serrated, heat-treated saddle provides a generous lifting area, secure grip easy lifting and lowering operation
- Wide, welded base and oil reservoir, reinforced stress points for increased strength, stability and a reduced chance of leakage
- Heavy-duty steel construction provides stability and safe operation
- High-quality, large diameter, hydraulic steel cylinder unit resulting in lower oil pressure needed to raise the load for reduced wear and tear
- Oil-powered hydraulics ensure corrosion resistance and high/low temperature flexibility



2 TONNE	3 TONNE	5 TONNE	10 TONNE	15 TONNE	20 TONNE	32 TONNE
------------	------------	------------	-------------	-------------	-------------	-------------

PRODUCT	DESCRIPTION	CAPACITY	ADJ. RANGE	MIN HEIGHT	MAX HEIGHT	WEIGHT	PRICE EX. VAT
JEFJKBTL02CW	2 Tonne Welded Bottle Jack *BMC	2 Tonne	48mm	168mm	316mm	2.1kg	
JEFJKBTL03W	3 Tonne Welded Bottle Jack	3 Tonne	60mm	188mm	363mm	2.8kg	
JEFJKBTL05CW	5 Tonne Welded Bottle Jack *BMC	5 Tonne	70mm	207mm	402mm	3.7kg	
JEFJKBTL10W	10 Tonne Welded Bottle Jack	10 Tonne	80mm	222mm	447mm	4.8kg	
JEFJKBTL15W	15 Tonne Welded Bottle Jack	15 Tonne	80mm	227mm	457mm	7kg	
JEFJKBTL20W	20 Tonne Welded Bottle Jack	20 Tonne	60mm	235mm	445mm	8.9kg	
JEFJKBTL32W	32 Tonne Welded Bottle Jack	32 Tonne	-	260mm	420mm	22.9kg	

TUNDRA 10 TONNE LOW PROFILE BOTTLE JACK

TUNJKBTL10L

- Telescopic two-stage hydraulic ram allows for a higher maximum lift than a single stage jack, while maintaining the same compact closed heights
- Low profile design for use on low-slung vehicles
- Machine-welded base for increased strength
- Double sealed oil reservoir for reduced risk of leakage
- Anti-rust, nickel-plated ram piston for smooth operation and long-life
- Threaded pump assembly allows for easy maintenance
- Includes 4-section handle for variable leverage
- Max. Load: 10 Tonne
- Min. Height: 125mm
- Max. Height: 225mm
- Weight: 7.7kg



INDUSTRIAL

10
TONNE

LOW PROFILE

SUPPLIED WITH EXTENDABLE
MULTI-SECTION
HANDLE FOR
VARIABLE LEVERAGE

PRICE EX. VAT

TUNDRA HYDRAULIC BOTTLE JACKS

- Welded, heavy-duty construction ensures leak-free operation and long use
- Long, zinc-plated 3-piece handle allows quick and easy pumping & lifting
- Built-in safety valve
- Double sealed oil reservoir for reduced risk of leakage
- Anti-rust, nickel-plated ram piston for smooth operation and long-life
- Carry-handle makes it easy to manoeuvre and transport

20 TONNE

TUNJKBTL20

- Max. Load: 20 Tonne
- Min. Height: 241mm
- Max. height: 525mm
- Weight: 13.07kg

SUPPLIED WITH
EXTENDABLE
MULTI-SECTION
HANDLE FOR
VARIABLE LEVERAGE20
TONNE

INDUSTRIAL

PRICE EX. VAT

30 TONNE

TUNJKBTL30

- Max. Load: 30 Tonne
- Min. Height: 244mm
- Max. Height: 510mm
- Weight: 15.77kg

SUPPLIED WITH
EXTENDABLE
MULTI-SECTION
HANDLE FOR
VARIABLE LEVERAGE30
TONNE

INDUSTRIAL

PRICE EX. VAT

TUNDRA HEEL & TOE JACKS

- Hydraulic toe jack with multi-function head and toe lifting mechanisms
- Quick, smooth effortless operation by hand
- Lifting points on the toe and head allows for a versatile lifting
- Ideal for lifting low weight points and working in confined spaces
- Toe constructed from strong mould casted alloy steel with no welded or bent parts to weaken the material
- High strength return spring enables rapid ram retraction
- Swivelling pump handle assembly allows the operator to access and pump the unit from a variety of positions
- Built-in safety valve prevents over-pressurisation
- Internal overflow valve functions as a stroke
- Convenient carry handle



LIFTING POINT ON TOE
MAX. 10 TONNE
OR 15 TONNE



INDUSTRIAL


20
TONNE

30
TONNE

PRODUCT	LIFTING CAPACITY		STROKE	CLOSED HEIGHT	JAW HEIGHT	WEIGHT	PRICE EX. VAT
	TOE	HEEL					
TUNJKTOE10-20	10 Tonne	20 Tonne	130mm	285mm	20mm	28kg	
TUNJKTOE15-30	15 Tonne	30 Tonne	140mm	305mm	20mm	43.4kg	

NEW!

**3 PIECE LONG
SCREWDRIVER
SET**




**PAGE
191**

TUNDRA TELESCOPIC HYDRAULIC TRANSMISSION JACKS

- Heavy-duty construction for durability and suitable for general workshop applications
- Two-way hydraulic unit ensures that the saddle lowers at a controlled speed at all times, even without load
- Spring-loaded dead man's safety release control reduces the risk of accidental lowering
- Compatible with Transmission Jack Saddle (adjustable gearbox supports)

TRANSMISSION JACK SADDLE SPARES



EXTRA LARGE CASTORS
ALLOW FOR SMOOTH ROLLING
OPERATION ON GARAGE FLOORS



INDUSTRIAL

0.6
TONNE

1.5
TONNE

PRODUCT	DESCRIPTION	MAX LOAD	MIN SADDLE HEIGHT	MAX SADDLE HEIGHT	CLAMP SADDLE	WEIGHT	PRICE EX. VAT
1 TUNJKTRAN0.6	Tundra Transmission Jack 600kg	600kg	1135mm	1980mm	75mm	34kg	
2 TUNJKTRAN1.5	Tundra Transmission Jack 1500kg	1500kg	1130mm	1915mm	75mm	55.6kg	
3 TUNSAD0.6	Tundra Saddle For TUNJKTRAN0.6	Compatible with TUNJKTRAN0.6					
TUNSAD1.5	Tundra Saddle For TUNJKTRAN1.5	Compatible with TUNJKTRAN1.5					

TUNDRA 680KG ENGINE LOAD LEVELLER

TUNENGCRALV

- 680kg lifting capacity provides enough power to level a variety of car, van, truck and marine engines
- Supplied with 4x 275mm chains and 4x "L" shaped brackets
- All-steel construction ensures strength and durability
- Worm drive-shaft rotates with a built-in swivel ball-bearing handle for easy load balancing & fine adjustments
- Includes 3x adjustable chain holes to accommodate different engine sizes
- Sling span 340mm



INDUSTRIAL

0.68
TONNE

PRICE EX. VAT

TUNDRA FOLDING ENGINE CRANES

Heavy-duty steel construction ensures lasting performance and durability



1
TUNENGCR1.0F

LENGTH OF BOOM ARM	RATED LOAD
1170mm	250kg
1080mm	500kg
990mm	750kg
900mm	1000kg

2
TUNENGCR2.0F

LENGTH OF BOOM ARM	RATED LOAD
1670mm	500kg
1530mm	1000kg
1390mm	1500kg
1250mm	2000kg



	PRODUCT	DESCRIPTION	MIN HEIGHT	MAX HEIGHT	TOTAL WIDTH	TOTAL LENGTH	HANDLE LENGTH	WEIGHT	STROKE	PRICE EX. VAT
1	TUNENGCR1.0F	Tundra 1 Tonne Engine Crane	670mm	1170mm	1030mm	670mm	600mm	67kg	500mm	
2	TUNENGCR2.0F	Tundra 2 Tonne Engine Crane	300mm	2300mm	1065mm	1760mm	600mm	99kg	1660mm	

TUNDRA HYDRAULIC PIPE BENDERS

The Tundra Industrial® hydraulic pipe benders are designed using the latest technologies, featuring low and fast speeds and equipped with a releasing device to prevent overloading. Constructed from refined drop forged steel, our pipe benders are of the highest quality, lightweight and portable, ideal for long periods of usage. Tundra® Industrial 2 tonne hydraulic pipe benders are ideal for the building/construction, engineering industries and an array of so many more.




	TUNPIPEB13-250	TUNPIPEB20-290
TONNAGE CAPACITY:	13 Tonne	20 Tonne
STROKE:	250mm	290mm
BENDING RANGE:	ø 21.3mm - ø 60mm	ø 21.3mm - ø 88.5mm
BENDING FORMS:	½", ¾", 1.0", 1¼", 1½", 2.0"	½", ¾", 1.0", 1¼", 1½", 2.0", 2½", 3.0"
PIPE WALL THICKNESS:	2.75mm - 4.5mm	2.75mm - 5.0mm
GROSS WEIGHT:	47kg	98kg
DIMENSIONS:	730 x 320 x 200mm	930 x 400 x 210mm



LEVER PIPE BENDER

JEFLPB15-22

- Suitable for 15 & 22mm pipes
- Suitable for copper, steel and aluminium pipes
- Bi-material metal handle
- Precision tooling to give a smooth and accurate bend across a range of sizes and materials
- Handle end stops with steel inserts protect hands and increase durability
- Cast aluminium guides and formers with degree marks for accuracy
- Tough construction for durability
- Can be used in a vice
- Weight: 3.94kg



BENDS PIPES UP TO 90°

PRICE EX.VAT

TUNDRA HYDRAULIC SHOP PRESSES

- H-frame hydraulic shop press
- Sliding ram mechanism with V-blocks
- Floor mounting type with industrial grade hydraulic system
- Fully-welded steel frame for maximum rigidity and strength
- Manual hand pump offers more control for delicate applications



PRODUCT	MAX. LOAD	RAM STROKE	OPERATING RANGE	RACK	WEIGHT	DIMENSIONS	PRICE EX. VAT
TUNSHPR10	10 Tonne	175mm	194-364mm	340mm	54.7kg	570 x 495 x 1058mm	
TUNSHPR20	20 Tonne	185mm	39-988mm	542mm	111kg	738 x 700 x 1787mm	
TUNSHPR30	30 Tonne	152mm	40-1050mm	535mm	164kg	795 x 700 x 1801mm	

INDUSTRIAL

TUNDRA AIR/HYDRAULIC SHOP PRESSES

- H-frame air / hydraulic shop presses
- Sliding ram mechanism with V-blocks
- Floor mounting type with industrial grade hydraulic system
- Fully-welded steel frame for maximum rigidity and strength
- Manual hand pump offers more control for delicate applications


INDUSTRIAL


FOOT PEDAL INCLUDED

PRODUCT	MAX. LOAD	RAM STROKE	OPERATING RANGE	RACK	WEIGHT	DIMENSIONS	PRICE EX. VAT
TUNSHPR50	50 Tonne	200mm	69-1048mm	730mm	302.4kg	1030 x 800 x 1877mm	
TUNSHPR75	75 Tonne	250mm	170-884mm	800mm	451kg	1146 x 800 x 1925mm	
TUNSHPR100	100 Tonne	300mm	113-813mm	787mm	658kg	1199 x 990 x 2048mm	

SHOP PRESS SAFETY GUARDS



PRODUCT	DESCRIPTION	PRICE EX. VAT
TUNSHPR30-SG	Tundra 30 Tonne Shop Press Safety Guard	
TUNSHPR50-SG	Tundra 50 Tonne Shop Press Safety Guard	
TUNSHPR75-SG	Tundra 75 Tonne Shop Press Safety Guard	
TUNSHPR100-SG	Tundra 100 Tonne Shop Press Safety Guard	

TUNDRA 4 TONNE PORTA POWER HYDRAULIC BODY FRAME REPAIR KIT

TUNPORPOW04

Heavy gauge snap-together pipework and cast snap-together attachments compatible with most leading makes of snap-together equipment. Supplied with hand pump, hose, hydraulic ram and storage/carry-case.

- Max Load: 4 Tonne
- Min Height: 267mm
- Stroke: 120mm
- Max Height: 387mm
- Weight: 16kg

INCLUDES 18 PIECES:

- Hydraulic Hand Pump
- 4 Tonne Ram (120mm stroke)
- Jack Hose
- Spreader Ram
- 19.5" Extension Bar
- 16.5" Extension Bar
- 8.5" Extension Bar
- 5" Extension Bar
- 3" Extension Bar
- Male Connector
- Flat Base
- 90° "V" Base
- Wedge Head
- Plunger Toe
- Ram Toe
- Flex Head
- Serrated Saddle
- Blow Moulded Case



4
TONNE

BMC

INDUSTRIAL

PRICE EX.VAT

TUNDRA 10 TONNE PORTA POWER HYDRAULIC BODY FRAME REPAIR KIT

TUNPORPOW10-TP

Hydraulic repair kit, perfect for vehicle body and frame repair. Kit contains all heavy duty equipment needed for lifting, pushing pulling, bending, straightening & spreading. Features heavy gauge snap-together pipework and cast snap-together attachments compatible with most leading makes of snap-together equipment. Supplied with hand pump, hose, hydraulic ram and heavy duty wheeled storage/carry-case.

- Maximum Load: 10 Tonne
- Minimum Height: 332mm
- Stroke: 130mm
- Weight: 31kg

INCLUDES 17 PIECES:

- Hydraulic hand pump
- 10 tonne ram
- Jack hose
- Spreader ram
- 20.5" extension bar
- 14" extension bar
- 10.5" extension bar
- 4" extension bar
- Male connector
- Flat base
- 90° "V" base
- Wedge head
- Plunger toe
- Ram toe
- Flex head
- Serrated saddle
- Heavy duty wheel case



10
TONNE

BMC

INDUSTRIAL

PRICE EX.VAT

TUNDRA HYDRAULIC PULLERS

High-quality forged Cr-V steel hydraulic puller set available in 5 Tonne, 10 Tonne, & 20 Tonne capacities. Designed to remove a wide-variety of pre-fitted parts including gears, bearings, bushings, pulleys, splitting hubs, flanges etc.

- Heavy-duty forged steel jaws and cross-head
- Precise and effortless control for safe pulling with 2 or 3 jaws
- High-force hydraulic system
- Spring-loaded live centering cone
- Supplied in a robust and durable blow-moulded carry case
- Ideal for automotive and agricultural mechanical applications



SUPPLIED IN ROBUST
AND DURABLE
BLOW-MOULDED CASE

CR-V

BMC

5
TONNE

10
TONNE

20
TONNE


INDUSTRIAL

PRODUCT	OUTPUT FORCE	STROKE	SPREAD	MAX. REACH	WEIGHT	PRICE EX. VAT
TUNHYDPUL05	5 Tonne	50mm	50-200mm	140mm	7.6kg	
TUNHYDPUL10	10 Tonne	60mm	50-250mm	170mm	10.1kg	
TUNHYDPUL20	20 Tonne	70mm	100-350mm	205mm	18.6kg	



TWIN LEG PULLERS

- Heavy duty twin legged bar type puller
- Easy removal of pulleys, flywheels, bearings and gears
- Drop forged chrome steel
- Heat treated for added strength
- Thrust bearing prevents wear and damage to shaft
- Zinc plated for corrosion resistance



PROFESSIONAL

PRODUCT	REACH	SPREAD	PRICE EX. VAT
JEFTLGP080-100	100mm	80mm	
JEFTLGP120-100	100mm	120mm	
JEFTLGP150-150	150mm	150mm	
JEFTLGP200-150	150mm	200mm	
JEFTLGP250-200	200mm	250mm	

REVERSIBLE

10 TONNE 10 PIECE HYDRAULIC PULLER SET

JEFHYPUL10

Includes:

- 1 x Hydraulic bearing separator (Capacity: 75-105mm)
- 1 x 10 Tonne hydraulic ram
- 2 x 260mm pulling bolt extensions
- 3 x Ram extensions (31 mm, 50mm, 100mm)
- 1 x 210mm Cross Beam



10 TONNE

PRICE EX.VAT

10 TONNE 23 PIECE HYDRAULIC PULLER SET

JEFHYPUL23

Includes:

- 1 x 10 Tonne Hydraulic ram
- 3 x 100mm legs, 3 x 150mm legs, 3 x 200mm legs
- 1x twin head for 2 leg puller
- 1 x triple head for 3 leg puller
- 1 x 5/8 bolt
- 2 x extensions rods (25 x 100mm & 25 x 50mm)
- 4 x 200 x 1.75mm rods
- 1 x beam separator (Capacity: 75-105mm)
- 3 x ram extensions



10 TONNE

PRICE EX.VAT

12 PIECE BLIND BEARING PULLER SET

JEFBBPUL12


- Medium stroke 1.5kg slide hammer with 395mm shaft and a screw-type bridge extractor
- Includes bearing extractor collets with internal capacity from 8-34mm

Includes:

- Slide hammer
- 20-23mm collet + drive pin 13mm (long)
- 8-9.5mm collet + drive pin 10mm (short)
- 10-11.5mm collet + drive pin 10mm
- 12-13.5mm collet
- 15-16mm collet
- 17-18.5mm collet
- 25-27mm collet
- 30-32mm collet
- 32-34mm collet
- Drive pin 13mm
- Puller assembly



INCLUDES PROTECTIVE BLOW MOULDED CASE



PRICE EX.VAT

3 JAW GEAR PULLERS

Suitable for gears, bearings and other press fit parts

PRODUCT	SIZE	PRICE EX. VAT
JEFTLRPUL3	3"	
JEFTLRPUL4	4"	
JEFTLRPUL6	6"	



HYDRAULIC RAM

JEFHYDRAM02

10 tonne
hydraulic
ram available
for individual
purchase



PRICE EX.VAT

SOLDERING IRONS



PAGE 187

1000W INDUCTION HEATER

JEFHTIND1000

- Mobile induction heater for fast heat delivery
- Install appropriate coil and place over or around ferrous metal
- Ideal for loosening stubborn and seized fixings
- Supplied with pad coil for plastic trim/sticker removal
- Induction element delivers high heat fast and effectively
- Supplied in carry-case
- Supply: 230V
- Frequency: 50/60Hz
- Power: 1000W
- Duty Cycle: 2 min ON / 5 mins OFF
- Weight: 1.7kg



SUPPLIED IN CARRY CASE

Includes:

- Ø32mm Direct coil
- Ø20mm Direct Coil
- Ø55mm Pad coil
- Flex coil - 830mm
- U-coil - 430mm



PRICE EX.VAT

5 PIECE INDUCTION HEATER COIL SET

JEFHTINDSET05

Set of induction elements compatible with JEFHTIND1000



Includes:

- Ø32mm Direct coil
- Ø20mm Direct Coil
- Ø55mm Pad coil
- Flex coil - 830mm
- U-coil - 430mm

PRICE EX.VAT

IMPACT SOCKETS



PAGES 31-35

60-140MM OIL FILTER STRAP WRENCH

JEFOWSW02

- Satin finish, drop-forged steel with hanging hole
- Reinforced rubberised strap
- Handle Length: 230mm
- Strap Length: 570mm
- Diameter: 60 - 140mm



PRICE EX.VAT

3/8" & 1/2" OIL FILTER STRAP WRENCH

JEFOWSW01

- Satin finish cast steel body with 3/8" and 1/2" Sq. double drive
- Tough and durable extra-wide nylon webbing strap
- Designed for use with ratchet wrench, but may also be used with a 21mm spanner
- Diameter: 300mm



PRICE EX.VAT

PNEUMATIC WORKSHOP STOOL

JEFWST02

- Four legged heavy-duty steel construction with polished chrome plate finish for corrosion resistance
- Two strengthening rings for stability, with lower ring acting as a foot rest
- Features pneumatic height adjustment, Ø350mm padded swivel seat and padded back rest for comfort and ease when turning to and from point of work
- Height: 855mm
- Height (inc. back): 1084mm
- Diameter: 500mm



PRICE EX.VAT

SWIVEL WORKSHOP STOOL

JEFWST01

- Four legged heavy-duty steel construction with polished chrome plate finish for corrosion resistance
- Two strengthening rings for stability, with lower ring acting as a foot rest
- Height: 725mm
- Diameter: 475mm



PRICE EX.VAT

GAS SPRUNG MECHANICS SEAT

JEFCARST02A

- Swivel-action seat with lever operated gas-sprung height adjustment
- Padded heavy-duty vinyl cushion for comfort & easy cleaning
- Ø60mm smooth-rolling bearing castors
- Built-in tool and equipment storage tray
- 120mm lifting range & 360° seat rotation
- Adjustment Range: 120mm
- Minimum Height: 380mm
- Maximum Height: 500mm



PRICE EX.VAT

MECHANICS SEAT

JEFCARST01F

- Robust steel frame with a high-density foam & easy-clean vinyl padded seat offers comfort & durable performance
- Supplied with built-in, easy-access, 3-compartment storage tray to hold tools, equipment and small parts
- All-steel construction with heavy-duty supports for strength
- Four swivel castors for 360° manoeuvrability



PRICE EX.VAT

INDUSTRIAL PADDED VINYL CAR CREEPER

JEFCARCRP-S40

- Steel tube frame with powder-coated finished to prevent rusting
- Designed with shoulder-drop and padded head rest for increased comfort when working
- Fully padded heavy-duty vinyl covering - easily cleaned after use
- Low profile design allows greater clearance on lower vehicle undercarriages
- Six smooth-rolling swivel castors for easy manoeuvrability
- Length: 40" / 1016mm
- Capacity: 120kg / 265lb
- Weight: 6.7kg

INDUSTRIAL



PRICE EX.VAT

LOW PROFILE CREEPER

JEFCARCRP-C40

- Manufactured with impact resistant and durable PVC body
- Oil and solvent resistant, easy to clean
- Includes two integral easy reach tool trays
- Body-moulded ergonomic design with padded headrest for comfortable working
- Low profile design allows greater clearance on lower vehicles undercarriages
- Six smooth-rolling swivel castors for easy manoeuvrability
- Length: 40" / 1016mm
- Capacity: 120kg / 265lb
- Weight: 5kg

LOW PROFILE



PRICE EX.VAT

EXTENDABLE 1/2" WHEEL NUT WRENCH SET

JEFewnws04

- Heavy-duty extendable wheel nut wrench
- Supplied with two 1/2" square drive reversible sockets: 17 x 19mm and 21 x 23mm
- Manufactured from chrome vanadium steel to DIN 3120 standard
- Wrench shaft can be extended from 370mm to 520mm in length for enhanced torque
- Quick-release mechanism allows easy control of wrench length & torque
- Fitted with a soft-grip handle
- Supplied with durable storage bag with hanging hole

CR-V



EXTENDABLE WRENCH SHAFT
370-520MM

PRICE EX.VAT

CIRCULAR MAGNETIC TRAY

JEFMAGTRY-C

- Stainless steel
- 1 x 80mm magnet
- Anti-scratch PVC base
- Dimensions: 150 x 150 x 25mm



PRICE EX.VAT

RECTANGULAR MAGNETIC TRAY

JEFMAGTRY-R

- Stainless steel
- 2 x 80mm magnets
- Anti-scratch PVC base
- Dimensions: 240 x 140 x 30mm



PRICE EX.VAT

MAGNETIC SPRAY CAN HOLDER TRAY

JEFMAGSPCTRY

- Load Capacity: 3.6kg
- Dimensions: 210 x 75 x 70mm



PRICE EX.VAT

MAGNETIC SPRAY GUN HOLDER

JEFMAGSPGNH

- Magnetic base design to hold paint gun and other workshop accessories within convenient reach, without having to drill holes in your paint booth
- Heavy duty steel hook with soft, protective rubber coating
- Suitable for most gravity-fed spray guns & a wide range of other tools or accessories
- Base diameter: 83mm
- Overall length: 125mm
- Magnetic force: 44N



PRICE EX.VAT

MAGNETIC TELESCOPIC PICK UP TOOL

JEFMAGTELPUT

- 190-810mm telescopic reach
- Comfortable cushion grip
- LED torch function
- Handy storage clip
- 23.5N magnetic tip easily collects nut & screws
- Holds up to 5lb weight
- Supplied with 3x LR44 button cell batteries



PRICE EX.VAT

OUR MAGNETIC
TOOLS ARE
THE PERFECT
ACCESSORIES
FOR YOUR
MODULAR
STORAGE
SYSTEM



PAGE 199

PVC FLOOR TILES

✓ EASY INSTALLATION

✓ EASILY MAINTAINED


✓ CHEMICAL & OIL RESISTANT

✓ TEXTURED ANTI-SLIP SURFACE

WATCH KELLY
MOTORSPORT
INSTALLATION



PROUD SPONSORS OF




7MM THICK

EASY INTERLOCKING INSTALLATION



YELLOW EDGING
(PACKS OF 10)


JEFFTILEDG-YW



PRICE EX.VAT

YELLOW CORNERS
(INDIVIDUAL)

JEFFTILCNR-YW



PRICE EX.VAT




**500 X 500 X 7MM
PVC FLOOR TILES**
(PACKS OF 10 TILES)

COVERS 2.5M²
PER BOX

BLACK

JEFFTIL500-BK




PRICE EX.VAT

DARK GREY

JEFFTIL500-DG

COVERS 2.5M²
PER BOX



PRICE EX.VAT

- Designed for easy interlocking installation, often not requiring adhesive, which can save time and effort
- Highly durable and resistant to heavy loads, making them ideal for garages where vehicles and heavy equipment are stored
- Resistant to chemicals, oils, and other automotive fluids, ensuring longevity and easy maintenance
- Textured surface that provides excellent slip resistance, improving safety in the garage
- Softer and more comfortable surface to stand on compared to concrete, reducing fatigue during long periods of standing
- Thermal and sound insulation, making the garage warmer and quieter
- Easy to clean and maintain; can be wiped or mopped
- Less prone to cracking or breaking compared to ceramic tiles, providing a longer-lasting solution
- Waterproof to prevent issues related to moisture, such as mould or mildew

CORNERS & EDGING


- Ramped corners & edging to finish off exposed tiles safely in doorways or round free standing areas
- They can be fitted quickly and easily in the same way that the tiles interlock creating a safe edge for pedestrians and vehicles to move on and off PVC floor

KNEELING MATS

- Thick EVA material
- Oil & water resistant
- Reduces stress and discomfort often felt in kneeling jobs
- Its durable and comfortable design makes it the perfect addition to any working environment




2



	PRODUCT	SIZE	PRICE EX. VAT
1	JEFMATKNEE-S	Small Kneeling Mat (210 x 450 x 30mm)	
2	JEFMATKNEE-L	Large Kneeling Mat (380 x 980 x 30mm)	

ANTI-FATIGUE RUBBER MATS

- Suitable for use in wet and dry areas
- Textured surface to provide slip-resistance
- Tough and durable for prolonged periods of use



	PRODUCT	SIZE	PRICE EX. VAT
	JEFMATANBK01	Large (1505 x 905 x 12mm)	
	JEFMATANBK02	Small (914 x 610 x 12mm)	

NEW!

**IMPACT
BIT
SETS**



**TUNDRA
TORSION**

PAGE 72

PARTS WASHER

JEFPTSWASH

- 20 gallon capacity
- Fluid is recirculated internally
- 100W electric motor
- All steel construction
- Comes with removable work shelf
- Flexible nozzle for directing water flow



PRICE EX.VAT

NEW! HEADLAMPS

500 LUMENS COB LED HEADLAMP

JEFTRCH41

FEATURES

- ★ Super tough polycarbonate and TPU construction
- ★ Red-to-green charging indicator
- ★ Motion sensor for hands-free operation
- ★ Light magnetically mounted to headband; can be detached for separate use
- ★ Fully adjustable non-slip silicone lined headband
- ★ 360° rotation, 90° tilt light head
- ★ Power: 5W
- ★ Two lighting modes:
High: 500 lumens
Low: 200 lumens
- ★ Battery: Li-poly 3.7V 1400mAh
- ★ Ingress Protection: IP44
- ★ Max. Run Time:
High: 2 hours
Low: 4 hours
- ★ Max. Charge Time: 2.5 hours



**HYPER
BEAM™**



MAGNETIC
DETACHABLE LIGHT

PRICE EX.VAT

700 LUMENS LED HEADLAMP

JEFTRCH42

FEATURES

- ★ Adjustable strap with hard hat clips
- ★ Adjustable tilt function
- ★ Rotating bezel allows zoom function
- ★ Includes 1m type-C USB charging cable
- ★ 1m impact resistance
- ★ Power: 8W
- ★ Three lighting mode:
High: 700 lumens
Low: 100 lumens
Flash
- ★ Beam distance:
High: 700m
Low: 100m
- ★ Battery: 103040 1200mAh
- ★ Ingress Protection: IPX4
- ★ Max. Run Time:
High: 3 hours
Low: 15 hours
- ★ Max. Charge Time: 3 hours



**HYPER
BEAM™**



ADJUSTABLE FOCUS



ADJUSTABLE TILT

PRICE EX.VAT

350 LUMENS COB + 90 LUMENS LED HEADLAMP

JEFTRCH26

- Brightness: 5W / 350 Lumens
- Lighting Capacity: 230° / 150ft
- Lighting Modes:
High COB: 350 Lumens
Low COB: 150 Lumens
High LED: 90 Lumens
Low LED: 35 Lumens
LED Flash / SOS
- Max. Run Time:
High COB: 2.5 hours
Low COB: 3.5 hours
High LED: 6 hours
Low LED: 8 hours
- Max. Charge Time: 2.5 hours
- Impact Protection: 2m
- Battery: USB (Type C) Rechargeable 3.7V 1200 mAh polymer lithium



PRICE EX.VAT

160 LUMENS HEADLAMP

JEFTRCH15HD

- 3 x Function including; High, low and strobe
- Recharges using standard USB port
- 750mAh rechargeable battery included
- Weight: 63g with battery
- Dimensions: 65 x 42 x 26.5mm
- Beam range: 18m
- Max. Run Time: 7 hours
- Max. Charge Time: 3.5 hours



PRICE EX.VAT

200 LUMENS HEADLAMP WITH MOTION SENSOR

JEFTRCH14HD

- ON/OFF hand motion sensor
- 1500mAh rechargeable battery included
- Includes USB charging cable & AC/DC adaptor
- Tri-band one size fits all with adjustable straps
- Weight: 146g with battery
- Dimensions: 70 x 50 x 70mm
- Beam range: 138m
- Max. Run Time: 9 hours
- Max. Charge Time: 3.5 hours



PRICE EX.VAT

580 LUMENS UNI-POWERED CREE LED HEADLAMP

JEFTRCH19HD

- Runs on either Li-Polymer rechargeable battery pack (included) or 3x AAA size alkaline batteries (not included)
- Adjustable lens allows the user to focus with a spot or flood beam
- 5 Lighting Modes - (White) High, Medium and Low; (Red) On, flashing
- USB charging port with LED indicator on the battery pack
- Weight: 95g
- IP64 Dust proof and water resistant
- Cree LEDs
- 2m Impact Resistance
- Beam range: 150m
- Max. Run Time: 2.5 hours
- Max. Charge Time: 2.5 hours



ONE SIZE FITS ALL ADJUSTABLE TRI-BAND STRAP



PRICE EX.VAT

360 LUMENS LED NECK LIGHT

JEFTRCH28

- Over charge and over discharge protection
- Dimming function
- Strong magnet on back
- 2 lighting modes: High: 360 Lumens Low: 180 Lumens
- Battery: 3.7V Li-ion, 2200 mAh
- Type-C charging port
- Max. Run Time: High: 3 hours Low: 6 hours
- Max. Charge Time: 4 hours
- Dimensions: 260 x 159 x 24mm



PRICE EX. VAT

NEW!

450 LUMENS PEN LIGHT

JEFTRCH44

FEATURES

- ★ Adjustable focus by rotating aluminium bezel
- ★ Clip allows for convenient carrying by attaching to belts, toolbars or pockets
- ★ Includes 1m type-C USB charging cable
- ★ 1m impact resistance
- ★ Power: 5W
- ★ Two lighting modes:
 - High: 450 lumens
 - Low: 110 lumens
- ★ Beam distance:
 - High: 450m
 - Low: 110m
- ★ Battery: 10840 700mAh
- ★ Ingress Protection: IPX7
- ★ Max. Run Time:
 - High: 4 hours
 - Low: 9 hours
- ★ Max. Charge Time: 2 hours



**HYPER™
BEAM**

PRICE EX.VAT

500 LUMENS MINI WORK LIGHT

JEFTRCH32-B

- Type-C charging port
- 3.7V 600mAh Li-ion battery
- Three lighting modes:
 - Boost: 500 Lumens
 - High: 300 Lumens
 - Low: 100 Lumens
- Beam distance up to 4.1m
- Power: 3W
- IP Rating: IP54
- 1m impact resistance
- Max Run Time:
 - Boost: 2.5 hours
 - High: 1.5 hours
 - Low: 3 hours
- Max. Charge Time: 2.5 hours



89MM



CLIP MOUNTING &
MAGNETIC BASE



DISCOVER MORE

**HYPER™
BEAM**

500 LUMENS
BOOST

PRICE EX.VAT

800 LUMENS DUAL MINI WORK LIGHT

JEFTRCH34

- Type-C charging port
- 3.7V 1200mAh Li-ion battery
- Lighting modes:
 - Boost: 800 Lumens
 - COB High: 500 Lumens
 - COB Medium: 100 Lumens
 - COB Low: 60 Lumens
 - LED: 100 Lumens
- Beam angle:
 - COB: 62° / LED: 26°
- Beam distance up to 4.1m
- Power: 5W
- IP Rating: IPX5
- 1m impact resistance
- Max Run Time:
 - Boost: 30 seconds
 - COB High: 1.5 hours
 - COB Medium: 50 hours
 - COB Low: 10 hours
 - LED: 8 hours
- Max. Charge Time: 3 hours



EASY TO
FIND GLOW
HALO AFTER
ILLUMINATION



97MM



CLIP MOUNTING &
MAGNETIC BASE

**HYPER™
BEAM**

PRICE EX.VAT

1400 LUMENS COB LED POCKET WORK LIGHT

JEFWLT15WP-230R

- Durable ergonomic housing
- Superior quality, efficiency and light density compared with other standard LED technologies
- 3 lighting modes to help you to provide the most efficient lighting source for your working environment
- 3 lighting modes:
 - High: 1400 Lumens
 - Normal: 700 Lumens
 - Eco: 350 Lumens
- Charging Input: DC 5V 2A
- Impact Rating: IK07
- Ingress Protection: IP65
- Battery: Li-ion 3.7V, 5200 mAh, 19.24Wh
- Max. Run Time:
 - High: 2.5 hours
 - Normal: 4 hours
 - Eco: 8 hours
- Max. Charge Time: 4 hours



PRICE EX.VAT

800 LUMENS COB LED WORK LIGHTS

- High quality 10W (800Lumens) COB LED inspection lamp with 3W LED directional torch
- USB rechargeable Li-ion battery
- Strong magnetic plates on the rear of the housing and base allow for hands-free operation
- Swivel and tilt functionality allows the lamp to be rotated 360° and tilted through 90°
- Heavy-duty, ergonomic housing
- Superior quality, efficiency and light density compared with other standard LED technologies
- Three lighting modes: COB High: 800 Lumens COB Low: 400 Lumens LED: 160 Lumens
- Max. Run Time: COB High: 2 hours COB Low: 4 hours LED: 7 hours
- Max. Charge Time: 4 Hours
- Impact Rating: IK10
- Ingress Protection: IP65
- Battery: Li-ion 18650 3.7V 4000mAh
- Weight: 0.495kg
- Dimensions: 51 x 49 x 241mm



ALSO AVAILABLE IN ORANGE AND GREY



PRODUCT	COLOUR	PRICE EX. VAT
JEFTRCH27-GN	Green	
JEFTRCH27-OR	Orange	
JEFTRCH27-GY	Grey	

800 LUMENS COB LED WORK LIGHT WITH CHARGING BASE

JEFTRCH29

- High quality 10W COB LED inspection lamp with 3W LED directional torch
- USB rechargeable li-ion battery with magnetic charging dock (Includes 1m Type-C cable)
- Strong magnet on the base of the housing, allows for easy hands-free operation
- 180° tilt allowing you adjust the angle of illumination as required
- Heavy-duty, ergonomic housing with IK07 impact rating and IP65 ingress protection
- 3 lighting modes: COB High: 880 Lumens COB Low: 440 Lumens LED: 160 Lumens
- Max. Run Time: COB High: 1.5 hours COB Low: 2.5 hours LED: 4 hours
- Max. Charge Time 2.5hours
- IP Rating: IP65
- Dimensions: Light: 35 x 56 x 203mm Base: 84 x 118 x 75mm



CHARGING DOCK



DISCOVER MORE

PRICE EX.VAT

600 LUMENS INSPECTION LIGHT HYPER™ BEAM

JEFTRCH36

- Large reflector
- 2x Nylon 360° swivel hooks on top and back of light
- 3.7V 2500mAh Li-ion battery
- Magnets on the back and base of light
- Type-C charge port
- Two lighting functions: Work light: 600 Lumens Spotlight: 120 Lumens
- Power: Work light: 5W Spotlight: 1W
- Max. Run Time: Work light: 5 hours Spotlight: 8 hours
- Max. Charge Time: 3 hours



180° TILT



MAGNETS ON BACK AND BASE



2X SWIVEL HOOKS



PRICE EX.VAT

1000 LUMENS COB LED MULTI-FUNCTIONAL INSPECTION LAMP

JEFTRCH24

- Compact and lightweight for easy portability
- Constructed from tough and durable ABS thermoplastic
- 120° reflex angle for easy adjusting and enhanced functionality
- Three working modes: High, Low, SOS On/Off Flash
- Magnetic base allows for hands-free usage
- Built-in Lithium-ion rechargeable battery
- Battery life indicator light bar
- Supplied with 1 metre USB recharging cable
- Output: 10W
- IP Rating: IP54
- Beam angle: 60° / 120° angle
- Battery: 3.7V 2.2Ah Li-ion / 4 x AA batteries
- Max. Run Time: 3.5 hours
- Max. Charge Time: 4.5 hours



PRICE EX.VAT

300 LUMENS 3-IN-1 INTERCHANGEABLE LED LAMP & TORCH KIT

JEFTRCH22B

- Innovative three-in-one interchangeable lamp and torch kit with a screw thread base for solid connection allows for changing between the flexible CREE LED extension torch, slimline COB LED inspection lamp (with 360° tilt function) and CREE LED directional torch
- Magnetic base for hands free operation
- Illuminated power indicator on the switch
- Supplied in a presentation box with a high quality USB cable and AC mains charger



CREE LEDs

COB LED

2.5H

2.5H


PRICE EX.VAT

600 LUMENS COB LED WORK LIGHT

JEFWLT10W-230RCH

- Compact and lightweight for easy portability
- Die-cast aluminium housing with tough and durable steel framed stand
- Powerful foam covered magnets on base allows for hands-free usage
- 300° reflex angle light with 360° swivel rotation base for enhanced functionality
- Built-in Lithium-ion battery
- Supplied with AC mains adaptor and DC in-car charger

- Output: 10W
- Beam angle: 120° angle
- Battery: 7.4V 2.2Ah Li-ion
- Max. Run Time: 2.5 hours
- Max. Charge Time: 5 hours
- IP Rating: IP65



COB LED

2.5H

5H

IP65

U

PRICE EX.VAT

500 & 700 LUMENS RECHARGEABLE COB LED INSPECTION LAMPS

- Dual charging options using either the 230V AC mains charger or 12V DC car charger
- Powered by a 3.7V 4000mAh Li-ion battery
- Slimline body with folding hanging hook to allow for hands-free usage
- Lightweight and robust polycarbonate and aluminium body for added durability and longevity



COB LED

4H

2.5H

4H

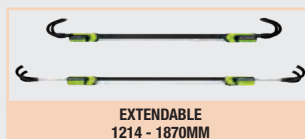


	PRODUCT	DESCRIPTION	LUMENS	PRICE EX. VAT
1	JEFTRCH20	700 Lumens COB LED Inspection Lamp	700	
2	JEFTRCH21	500 Lumens COB LED Inspection Lamp	250 / 500	

1200 LUMENS UNDER BONNET LIGHT

JEFTRCH37

- Brackets rotate 360°
- Extendable ends
- 3.65V 4000mAh battery
- 70° beam angle
- Type-C charging port
- Two lighting modes:
High: 1200 Lumens
Low: 400 Lumens
- Max. Run Time:
High: 2 hours
Low: 6 hours
- Max. Charge Time: 4.5 hours

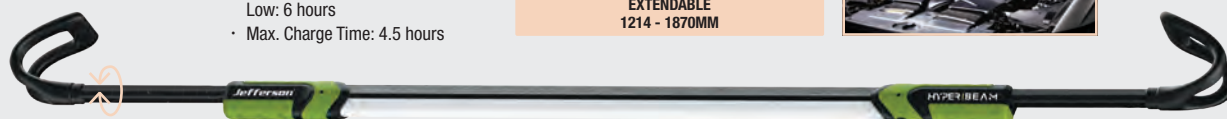


EXTENDABLE
1214 - 1870MM



HYPER BEAM

DIMMER
FUNCTION



360° ROTATION



SMD LED

6H

4.5H

PRICE EX.VAT

1500 LUMENS CLIP LIGHT

JEFTRCH35

- Clamping arm with 4 strong magnets
- 120° beam angle
- Heavy duty polycarbonate lens material
- 3.7V 5000mAh battery
- Includes 1m type-C USB charging cable
- Power: 20W
- Protection Class: III
- Three lighting modes:
 - High: 1500 Lumens
 - Medium: 800 Lumens
 - Low: 160 Lumens
- Colour Temperature: 6500K
- Max Run Time:
 - High: 3.5 hours
 - Medium: 6 hours
 - Low: 15 hours
- Max. Charge Time: 3 hours



DISCOVER MORE



PRICE EX.VAT



CLIP FOR EASY MOUNTING



4 MAGNETS ON BACK



TILTING FUNCTION

HYPER BEAM™

10000 LUMENS COB LED TORCH

JEFTRCH33

- 50° beam angle
- Type-C charge port
- 2x 7.4V 2600mAh batteries
- Beam Range:
 - Turbo: 200m
 - High: 100m
 - Medium: 65m
 - Low: 50m
- Four lighting modes:
 - Boost: 10000 Lumens
 - High: 5000 Lumens
 - Medium: 3000 Lumens
 - Low: 700 Lumens
- Max. Run Time:
 - High: 1.5 hours
 - Medium: 2 hours
 - Low: 4 hours
- Max. Charge Time: 5 hours
- Dimensions: 33 x 55 x 242mm
- Weight: 0.45kg



PRICE EX.VAT

10000 LUMENS BOOST FUNCTION (30SEC)

HYPER BEAM™

COB LED RECHARGEABLE WORK LIGHTS

- Compact and lightweight for easy portability
- Constructed from tough and durable ABS thermoplastic
- 360° reflex angle for easy adjusting and enhanced functionality
- Three working modes: High, Mid, SOS Flash
- Built-in Lithium-ion rechargeable battery
- Power indicator light
- Supplied with 1 metre USB recharging cable
- Beam angle: 60 / 120° angle
- Battery: 3.7V 2.2Ah Li-ion battery
- Max. Run Time: 3 hours
- Max. Charge Time: 4 hours
- IP Rating: IP65



FOLDABLE FRAME FOR FLEXIBLE USAGE AND EASY STORAGE

PRODUCT	OUTPUT	EXTENDED DIMENSIONS	PRICE EX. VAT
JEFWLT10WFLD-230RH	10W	245 x 210 x 175mm	
JEFWLT20WFLD-230RH	20W	235 x 225 x 243mm	



12000 LUMENS COB LED TORCH

JEFTRCH30

- Battery: 7.4V 5000mAh lithium battery
- Low battery warning function
- Includes Type-C charging cable and lanyard
- Beam Range:
 - Turbo: 219m
 - High: 160m
 - Medium: 113m
 - Low: 35m
- 4 output modes:
 - Turbo: 12000 Lumens
 - High: 7000 Lumens
 - Medium: 3000 Lumens
 - Low: 300 Lumens
- Max. Run Time:
 - High: 2 hours
 - Medium: 3 hours
 - Low: 12 hours
- Max. Charge Time: 6 hours
- Dimensions: 68 x 42 x 295mm
- Weight: 0.9kg



PRICE EX. VAT

12000 LUMENS BOOST FUNCTION (30SEC)



DISCOVER MORE

HYPER BEAM™

NEW! HAND TORCHES

900 LUMENS COB LED TWIST TORCH

JEFTRCH43

FEATURES

- ★ 90° twistable head
- ★ Magnetic base
- ★ Clip for easy mounting
- ★ Spot and flood lighting modes
- ★ Adjustable focus by rotating bezel
- ★ Includes 1m type-C USB charging cable
- ★ 1m impact resistance
- ★ Power: 10W
- ★ Four lighting modes:
Spot + High Flood: 900 lumens
Spot: 750 lumens
High Flood: 210 lumens
Low Flood: 40 lumens
- ★ Beam Distance:
Spot + High Flood / Spot: 130m
High Flood: 21m
Low Flood: 9m
- ★ Battery: 2200mAh lithium battery
- ★ Max. Run Time:
Spot + High Flood: 5 hours
Spot: 7 hours
High Flood: 13 hours
Low Flood: 20 hours
- ★ Max. Charge Time: 4 hours



**HYPER
BEAM™**



MOUNTING CLIP



MAGNETIC BASE



PRICE EX.VAT

1000 LUMENS COB LED 3-IN-1 POP UP LIGHT

JEFTRCH45

FEATURES

- ★ Three lighting modes: inspection light, diffused light bar & light bar
- ★ Spring loaded inspection light
- ★ Over charge and over discharge protection
- ★ Strong magnet & hinged hook mounting
- ★ Dimmable main light
- ★ Includes 1m type-C USB charging cable
- ★ IP Rating: IP20
- ★ Battery: 3.6V Li-ion, 3000mAh
- ★ Three lighting modes:
Inspection light: 100 lumens
Light bar (high): 1000 lumens
Light bar (low): 500 lumens
- ★ Max. Charge Time: 4 hours



OPAL DIFFUSER

**HYPER
BEAM™**



HINGED HOOK



TRIGGER RELEASE




PRICE EX.VAT

1400 LUMENS SCOPE LIGHT

JEFTRCH40

- Type-C charge port with 1m cable
- Three lighting functions:
High: 1400 Lumens
Low: 500 Lumens
Strobe
- Power: 20W
- Beam Distance:
High: 750m
Low: 450m
- Max. Run Time:
High: 3 hours
Low: 8 hours
- Max. Charge Time: 4 hours



**HYPER
BEAM™**



ADJUSTABLE FOCUS BY
ROTATING ALUMINIUM RING



120° PIVOT STAND



PRICE EX.VAT

1000 LUMENS DUAL COB LED SPOTLIGHT WITH FLOODLIGHT FUNCTION

JEFTRCH31

- COB LED bulb
- Multi directional floodlight rotates 220°
- IPX4
- Power bank function, output 5V1A
- Includes type-C cable & shoulder belt
- 5 working modes:
Spotlight:
Low: 200 Lumens
High: 600 Lumens
Floodlight:
Low: 400 Lumens
High: 1000 Lumens
Red Light: 10 Lumens
- Max. Run Time:
Spotlight:
Low: 25 hours
High: 4.5 hours
Floodlight:
Low: 15 hours
High: 8 hours
Red Light: 40 hours
- Max. Charge Time: 6 hours
- Beam Distance:
Spotlight: 380m
Floodlight: 40m
- Battery: 3.65V 8000mAh
- Dimensions: 213 x 106 x 132mm
- Weight: 0.7kg



SPOTLIGHT MAX:
600 LUMENS



FLOODLIGHT MAX:
1000 LUMENS

PRICE EX. VAT

1500 LUMENS CREE LED SPOTLIGHT

JEFTRCH18SP

- Powerful optical TIR lens with CREE LED
- Rotating bezel allows the light to shine from spot to flood
- Ideal for rugged indoor & outdoor environments
- Built-in type-A charge cable
- 2x 3.7V / 2700mAh rechargeable Li-ion batteries
- Slip resistant comfort grip and trigger design
- Tough ultra-clear glass lens
- Strong wrist strap for comfortable control
- ABS & aluminium housing with hardened anti-abrasive & impact resistance finish
- 1m impact resistance
- Power: 18W
- IP Rating: IPX6
- Beam Range: 530m
- 4 output modes:
High: 1500 Lumens
Medium: 800 Lumens
Low: 400 Lumens
Blinking
- Max. Run Time:
High: 1 hour
Medium: 3 hours
Low: 5 hours
Blinking: 10 hours
- Max. Charge Time: 2.5 hours



ADJUSTABLE POSITION AS A WORK
LIGHT; CAN BE SET AT 35° OR 60°



TWIST ZOOM FROM
FLOOD TO SPOT

STRONG WRIST STRAP


**HYPER™
BEAM**

PRICE EX. VAT

1400 LUMENS TELESCOPIC LED WORK LIGHT (230V)

JEFWLT20WTEL-230

- 30mil Epistar LED chip
- 1400 Lumens strong light output per lamp
- Input voltage range AC85-265V~50/60Hz
- 5m cable length
- Folding tripod, telescopic stand
- 120° beam angle adjustment
- Aluminium diecast water resistant housing (IP65)



PRICE EX. VAT

10,800 LUMENS HIGH BAY LED LIGHT

JEFLGTHB-180W

- Tough and protective die cast aluminium housing (IP65)
- Efficient lighting system with 120° light diffuser
- 5000K colour temperature with independent heat release
- Ideal for factories, warehouses and garages
- Power: 180W
- Runtime: 50,000 hours
- Sanded glass diffuser (anti-glare)
- Dimensions: 470 x 470 x 275mm
- Weight: 11.1kg



INDUSTRIAL

PRICE EX. VAT

NEW!

5400 LUMENS COMPACT LED PLASTERERS WORK LIGHT

JEFWL54WPLA-110C

FEATURES

- ★ Fitted with a 16A plug
- ★ IP44 insulation class and is suitable for indoor and outdoor use
- ★ Input Power: 54W
- ★ Input Voltage: 110V
- ★ Luminosity: 5400 Lumens
- ★ Light Angle: 360°
- ★ Colour Temp: 6500K
- ★ Overall Height: 1345mm
- ★ Light Casing Height: 110mm
- ★ Tripod Open / Closed: 280mm / 780mm
- ★ Weight: 2.96kg

TYPICAL USAGE INCLUDES:

- ★ Plastering
- ★ Emergency lighting
- ★ Painting
- ★ Car body workshops
- ★ Domestic DIY



54W 110V IP44

PRICE EX.VAT

4500 LUMENS PORTABLE SITE LIGHT

JEFTRCH39

**HYPER
BEAM™**

- ✓ CAN BE POWERED BY INTERNAL BATTERY OR MAINS
- ✓ INCLUDES EXTENDABLE TRIPOD & STORAGE POUCH
- ✓ POWER BANK FUNCTION FOR CHARGING PHONE AND OTHER ACCESSORIES



- Battery indicator light
- Type-C charging port
- 120° beam angle
- Power: 45W
- IP Rating: IP54
- 12W Power bank function: 5V/1A
- Can be used when plugged into 5V2A power source; will operate on "Medium" lighting mode
- Beam Distance:
 - High: 75m
 - Medium: 56m
 - Low: 39m

- Six lighting modes:
 - WARM or COOL
 - High: 4500 Lumens
 - Medium: 2500 Lumens
 - Low: 1200 Lumens
- Max Run Time:
 - High: 2 hours (white/warm)
 - Medium: 4.5 hours (white/warm)
 - Low: white: 9 hours / warm: 7 hours



Includes:

- Removable light head with three lights
- Extendable tripod
- Storage pouch
- 2m Type-C charging cable



DISCOVER MORE



METAL HANGING HOOK

MAGNETIC BASE
FOR MOUNTING

PRICE EX.VAT

NEW!

PLASTERING TOOLS

**PAGE 167**

7000 LUMENS PORTABLE SITE LIGHT

JEFTRCH38

**HYPER
BEAM™**

- ✓ CAN BE USED WITH POWER TOOL BATTERIES OR MAINS
- ✓ INCLUDES EXTENDABLE TRIPOD & STORAGE POUCH
- ✓ POWER BANK FUNCTION FOR CHARGING PHONE AND OTHER ACCESSORIES

- Battery indicator light
- Type-C charging port
- 120° beam angle
- Power: 80W
- IP Rating: IPX4
- Power bank function: 5V/1A input

BATTERY

- Two lighting modes:
High: 7000 Lumens
Low: 2000 Lumens
- Beam Distance:
High: 110m
Low: 56m
- Max. Run Time:*
High: 2.5 hours
Low: 9 hours

MAINS

- Two lighting modes:
High: 3500 Lumens
Low: 1000 Lumens



COLOUR TEMPERATURE
CONTROL

*(Based on Makita 6.0Ah 18V battery)

Includes:

- Removable light head with two lights
- Extendable tripod
- Storage pouch
- Hikoki battery adaptor



DISCOVER MORE

TRIPOD
EXTENDABLE
800-2400MM



DUAL ENDED FEET -
RUBBER OR SPIKED

COMPATIBLE BATTERY ADAPTORS
FOR JEFTRCH38



Milwaukee

DEWALT

BOSCH

Makita

PRODUCT	COMPATIBLE WITH	PRICE EX. VAT
JEFT38A-MIL	Milwaukee	
JEFT38A-BOS	Bosch	
JEFT38A-DEW	DeWalt	
JEFT38A-MAK	Makita	



MAGNETIC BASE FOR MOUNTING
& METAL HANGING HOOKS



STRETCH ALUMINIUM CASING

PRICE EX.VAT

2.8KVA PETROL GENERATOR

JEFGENPET22

- Engine: MacGen 5.5HP Petrol
- Max. Output: 2.8kVA / 2.2kW
- Rated Output: 2.5kVA / 2.0kW
- AC Output: 1x230V 16A / 1x110V 16A (Sockets)
- DC Output: 12V / 8.3A
- Guaranteed Noise Level: 95 dB Lwa
- Dry Weight: 39kg
- Dimensions: 610 x 470 x 460mm
- Start: AVR & recoil start
- Fuel Tank: 15 Litre long run
- Running Time: 13 hours



OLYMPUS™



INCLUDES 12V SETS OF CHARGING LEADS

LOW OIL ALERT

PRICE EX.VAT

3.8KVA PETROL GENERATOR

JEFGENPET30

- Engine: MacGen 7.0HP Petrol
- Max. Output: 3.8kVA / 3.0kW
- Rated Output: 3.3kVA / 2.6kW
- AC Output: 1x230V 16A / 1x110V 16A (Sockets)
- DC Output: 12V / 8.3A
- Guaranteed Noise Level: 96 dB Lwa
- Dry Weight: 44.25kg
- Dimensions: 620 x 480 x 470mm
- Start: AVR & recoil start
- Fuel Tank: 15 Litre long run
- Running Time: 11 hours



OLYMPUS™



INCLUDES 12V SETS OF CHARGING LEADS

LOW OIL ALERT

PRICE EX.VAT

3.8KVA PETROL GENERATOR (ELECTRIC START)

JEFGENPET30EL

- Engine: MacGen 7.0HP Petrol
- Max. Output: 3.8kVA / 3.0kW
- Rated Output: 3.3kVA / 2.6kW
- AC Output: 1x230V 16A / 1x110V 16A (Sockets)
- DC Output: 12V / 8.3A
- Guaranteed Noise Level: 96 dB Lwa
- Dry Weight: 55kg
- Dimensions: 620 x 480 x 470mm
- Start: AVR & electric start
- Fuel Tank: 15 Litre long run
- Running Time: 11 hours



INCLUDES HANDLE FOR EASY TRANSPORTATION

OLYMPUS™



INCLUDES 12V SETS OF CHARGING LEADS

LOW OIL ALERT

PRICE EX.VAT

4.4KVA PETROL GENERATOR (ELECTRIC START)

JEFGENPET35EL

- Engine: MacGen 7.5HP Stage V Petrol
- Max. Output: 4.4kVA / 3.5kW
- Rated Output: 4.0kW / 3.2kW
- AC Output: 1x230V 16A / 1x110V 16A (Sockets)
- DC Output: 12V / 8.3A
- Guaranteed Noise Level: 97dB LWA
- Dry Weight: 57.5kg
- Dimensions: 620 x 510 x 490mm
- Start: AVR & electric start
- Fuel Tank: 15 Litre long run
- Running Time: 8 Hours



INCLUDES HANDLE FOR EASY TRANSPORTATION

OLYMPUS™



INCLUDES 12V SETS OF CHARGING LEADS

LOW OIL ALERT

PRICE EX.VAT

6.9KVA PETROL GENERATOR (ELECTRIC START)

JEFGENPET55EL

- Engine: MacGen 13.0HP Petrol
- Max. Output: 6.9kVA / 5.5kW
- Rated Output: 6.3kVA / 5.0kW
- AC Output: 1x230V 32A / 1x110V 32A (Sockets)
- DC Output: 12V / 8.3A
- Guaranteed Noise Level: 97 dB Lwa
- Dry Weight: 73kg
- Dimensions: 720 x 560 x 590mm
- Start: AVR & electric start
- Fuel Tank: 25 Litre long run
- Running Time: 10 hours
- LCD Digital Display Shows Voltage, Frequency & Hour Meter



INCLUDES HANDLES FOR EASY TRANSPORTATION



LCD DIGITAL DISPLAY

OLYMPUS™



INCLUDES 12V SETS OF CHARGING LEADS

LOW OIL ALERT

PRICE EX.VAT


7.9KVA PETROL GENERATOR (ELECTRIC START)

JEFGENPET63EL

- Engine: MacGen 14.0HP Petrol
- Max. Output: 7.9kVA / 6.3kW
- Rated Output: 7.2kVA / 5.8kW
- AC Output: 1x230V 32A / 1x110V 32A (Sockets)
- DC Output: 12V / 8.3A
- Guaranteed Noise Level: 97 dB Lwa
- Dry Weight: 77kg
- Dimensions: 720 x 560 x 590mm
- Start: AVR & electric start
- Fuel Tank: 25 Litre long run
- Running Time: 10 hours



INCLUDES HANDLES FOR EASY TRANSPORTATION



LCD DIGITAL DISPLAY

OLYMPUS™




INCLUDES 12V SETS OF CHARGING LEADS

LOW OIL ALERT


PRICE EX.VAT

6.3KVA / 5.0KW DIESEL GENERATOR (ELECTRIC START)


JEFGENDIE50ERSC



**REMOTE START
(25M RANGE)**



SOUNDPROOFED CANOPY



LIFTING EYE



INTERNAL COOLING FAN



DIGITAL SMARTGEN CONTROLLER

- Air Cooled
- AVR
- Low Oil Alert
- Automatic Engine Shutdown
- Large Fuel Tank
- 4-Stroke Diesel Combustion Engine
- AC & DC Outputs

- Generator Type: Single Phase
- Starting Method: Remote or Key Start
- Excitation: Self-Excitation
- Max. Output: 5.0kW/6.3kVA
- Frequency(Hz): 50Hz
- AC Rated Voltage(V): 110V/230V
- DC Rated Output: 12V/8.3A
- Speed: 3000rpm
- Power Factor (Cos φ): 1.0
- Type: Single-cylinder, vertical, 4-stroke, air-cooled, direct-injection
- Output 110V:
Continuous: 3.3kW
Maximum: 3.5kW
- Output 230V:
Continuous: 4.6kW
Maximum: 5.0kW
- Bore x Stroke: 86x70mm
- Displacement: 418cc
- Lube-Oil Capacity: 1.75L
- Fuel Tank Capacity: 14.5L
- Battery: 12V 30Ah
- Voltage System: Condenser Compensation System

Our new Jefferson 5.0kW Diesel Generator is your number one choice for sub 10kW standby power. Its compact design, low noise output and consistent clean power output makes it ideal for home or business use. Providing 5.0kW/6.3kVA power, it's versatile design makes it perfect for back-up power to your home, workshop or for use around your farm or business. For farming and agricultural applications, the 5.0kW generator can be easily transported for off-site repairs or maintenance work and can power welders, compressors, power tools and much more.

SOUND ATTENUATED CANOPY (70DB @ 7M, 75% LOAD)



**AIR
COOLED
UNIT**

**KEY
START**

**32A @ 110V
32A @ 230V
(PLUGS
INCLUDED)**

**WHEEL MOUNTED
PORTABLE DESIGN**

ATS COMPATIBLE

ATS UNIT

JEFGENDIE50-SP019

PLUG & PLAY



PRICE EX.VAT

**6.3
kVA**

**5.0
kW**



PRICE EX.VAT

5.7KVA / 180A DIESEL WELDER GENERATOR

JEFGENDIEWEL180

- 180Amp DC Welding Output
- Engine: MacGen 10HP Diesel 3600rpm
- Max. Output: 5.7kVA / 4.6kW
- Rated Output: 4.2kW@230V / 1.8kW@110V
- AC Output: 1x230V 32A / 1x110V 32A (Sockets)
- DC Output: 12V / 8.3A
- Weld Range: 2.5/3.2mm Electrode
- Dry Weight: 110kg
- Dimensions: 730 x 500 x 630mm
- LCD Digital Display: Shows Voltage, Frequency & Hour Meter
- AVR & electric start
- 11.5 Litre tank

INCLUDES 12V SETS OF CHARGING LEADS,
EARTH LEAD & ELECTRODE LEAD



COMPLETE WITH EARTH
LEAD & ELECTRODE LEAD

LOW OIL ALERT

5.7
kVA

4.6
kW



POWERED BY
MACGEN
POWER GENERATION

PRICE EX.VAT

6.3KVA / 5.0KW DIESEL GENERATOR

JEFGENDIE50ELK

- Engine: MacGen 10HP Diesel 3000rpm
- Max. Output: 6.3kVA / 5.0kW
- Rated Output: 5.6kVA / 4.5kW
- AC Output: 1x230V 32A / 1x110V 32A (Sockets)
- DC Output: 12V / 8.3A
- Noise Level @ 7m (Full load): 85 dB(A)
- Dry Weight: 113kg
- Dimensions: 750 x 520 x 640mm
- LCD Digital Display: shows voltage, frequency & hour meter
- With AVR & electric start
- Low oil shutdown
- 12.5 Litre long run fuel tank
- Up to 11 hours running time
- With 12V set of charging leads



6.3
kVA

5.0
kW



POWERED BY
MACGEN
POWER GENERATION



PRICE EX.VAT

NEW!

MINIGEN™ DIESEL GENERATORS

✓ 200 LITRE FUEL TANK

✓ SOCKET PACK INSTALLED

✓ DURABLE CANOPY

FEATURES

- ★ Fuel Type: Diesel
- ★ Fuel Tank Capacity: 200L
- ★ 4 Cylinder
- ★ 1500rpm
- ★ Water cooled
- ★ Super silenced canopy, 65-70dB @ 7m
- ★ Low fuel consumption
- ★ Secure fully galvanneal and powder coated canopy with engine enclosed
- ★ Double banded fuel tank
- ★ Tank indicating fuel level
- ★ Automatic or manual operation
- ★ Deep sea controller
- ★ Battery charger
- ★ Water jacket heater
- ★ Optional automatic mains failure panel
- ★ Single and three phase models available



on engine: or 3000 hours, whichever comes first



	50% LOAD (PRIME POWER)		
	JEFMFY15-1P	JEFMFY20-1P & JEFMFY20-1P	JEFMFY25-1P & JEFMFY25-3P
FUEL CONSUMPTION (APPROX.)	2.3L/hour	2.8L/hour	3.4L/hour
RUN TIME (APPROX.)	80 hours	70 hours	55 hours

PRODUCT	PHASE	POWER OUTPUT	ENGINE	DIMENSIONS	WEIGHT	PRICE EX. VAT
JEFMFY15-1P	Single	15kVA / 12kW	19kW	2240 x 1000 x 1280mm	850kg	
JEFMFY20-1P	Single	20kVA / 16kW	23kW	2240 x 1000 x 1280mm	1030kg	
JEFMFY20-3P	Three	20kVA / 16kW	23kW	2240 x 1000 x 1280mm	1000kg	
JEFMFY25-1P	Single	25kVA / 20kW	29kW	2240 x 1000 x 1280mm	1100kg	
JEFMFY25-3P	Three	25kVA / 20kW	29kW	2240 x 1000 x 1280mm	1030kg	



NEW!

MINIGEN™ MULTIVOLTAGE DIESEL GENERATORS

 MULTIVOLTAGE

 DOUBLE BUNDED FUEL TANK

 SUPER SILENCED CANOPY

FEATURES

- ★ Fuel Type: Diesel
- ★ Fuel Tank Capacity:
10kVA model: 100L
13kVA model: 200L
- ★ 300rpm (10kVA) / 1500rpm (13kVA)
- ★ Water cooled
- ★ Super silenced canopy, 65-70dB @ 7m
- ★ Low fuel consumption
- ★ Tank indicating fuel level
- ★ Secure fully galvansied and powder coated canopy with engine enclosed
- ★ Double bundled fuel tank
- ★ Automatic or manual operation
- ★ Deep sea controller
- ★ Battery charger
- ★ Water jacket heater
- ★ Optional automatic mains failure panel



model configurations may vary slightly from image



on engine: or 3000 hours, whichever comes first

	50% LOAD (PRIME POWER)	
	JEFMKY10-MV	JEFMKY13-MV
FUEL CONSUMPTION (APPROX.)	1.6L/hour	1.6L/hour
RUN TIME (APPROX.)	125 hours	60 hours

Kubota



PRODUCT	VOLTAGES	POWER OUTPUT	DIMENSIONS	WEIGHT	PRICE EX. VAT
JEFMKY10-MV	110V, 230V	10kVA / 8kW	2000 x 1000 x 1280mm	900kg	
JEFMKY13-MV	110V, 230V, 400V	13kVA / 10.4kW			

SINGLE PHASE PTO GENERATORS

THE PERFECT SOLUTION FOR PORTABLE POWER ON OR AROUND A FARM

INCLUDES SOCKET PACK & PTO SHAFT




ALSO AVAILABLE IN THREE PHASE

- All of our PTO generators come as standard with removable 3-point linkage & bolt-down slots for fixed operation
- Frequency: 50Hz
- Input Speed: 540rpm
- Voltage: 230V
- Socket Configuration: 1 x 125A / 1 x 32A
- Power Factor (Cos): 1
- Phase: Single



PRODUCT	STANDBY POWER	PRIME POWER	RATED OUTPUT	PRICE EX. VAT
MTR030-1	33kVA	30kVA	30kW	
MTR040-1	44kVA	40kVA	40kW	
MTR045-1	49kVA	45kVA	45kW	

PLUGS



230V 110V 16 AMP 32 AMP

	PRODUCT	DESCRIPTION	PRICE EX. VAT
	JEFELPLG-11016	110V 16A Plug	
1	JEFELPLG-11032	110V 32A Plug	
	JEFELPLG-23016	230V 16A Plug	
2	JEFELPLG-23032	230V 32A Plug	
	JEFELPLGWM-23016	230V 16A Wall Mounted Plug	
3	JEFELPLGWM-23032	230V 32A Wall Mounted Plug	

SOCKETS



230V 110V 16 AMP 32 AMP

	PRODUCT	DESCRIPTION	PRICE EX. VAT
	JEFELSOC-11016	110V 16A Socket	
1	JEFELSOC-11032	110V 32A Socket	
	JEFELSOC-23016	230V 16A Socket	
2	JEFELSOC-23032	230V 32A Socket	
	JEFELSOCWM-23016	230V 16A Wall Mounted Socket	
3	JEFELSOCWM-23032	230V 32A Wall Mounted Socket	

110V 16A 3 WAY SPLITTER

JEFELSPL3-11016



110V 16 AMP

PRICE EX.VAT

230V 16A 3 WAY SPLITTER

JEFELSPL3-23016




230V 16 AMP

PRICE EX.VAT

230V 16A TO 13A SOCKET ADAPTOR

JEFELSOC01



PLUG & SOCKET IN ONE

230V 16 AMP 13 AMP

PRICE EX.VAT

230V 16A TO 13A FLY LEAD

JEFELFLY01

• Cable Length: 0.3m



230V 16 AMP 13 AMP

PRICE EX.VAT

110V 32A PLUG TO 16A SOCKET FLY LEAD

JEFELFLY02-11032

• Cable Length: 0.25m



110V 32 AMP

PRICE EX.VAT

230V 32A PLUG TO 16A SOCKET FLY LEAD

JEFELFLY02-23032

• Cable Length: 0.25m



230V 32 AMP

PRICE EX.VAT



DON'T BE FOOLED BY CHEAPER CABLE REELS! CCA (COPPER COATED ALUMINIUM) IS USED IN CHEAPER ALTERNATIVES! OUR CABLE REELS ARE GUARANTEED 2.5MM CORE COPPER WIRE, ENSURING MAXIMUM STABILITY IN ELECTRICAL FLOW.

14M THROW LEADS



100%
COPPER
GUARANTEED

110V

230V



	PRODUCT	LENGTH	CORE	VOLTAGE	PRICE EX. VAT
1	JEFELTHL-1101.5	14m	1.5mm	110V	
	JEFELTHL-1102.5	14m	2.5mm	110V	
NEW! 230V 1.5MM CORE					
	JEFELHTL-2301.5	14m	1.5mm	230V	
2	JEFELTHL-2302.5	14m	2.5mm	110V	

INDUSTRIAL CABLE REELS

These Industrial Cable Reels feature an impact resistant spool for outstanding durability. With a thermal cutout fitted as standard you will never have to worry about the reel overheating, this in turn is added protection for your own tools that draw power from the reel.

- Industrial aluminium frame for outstanding durability
- Complete with handy cable clip for neat and tidy storage
- Fitted with reel-lock screw to keep from unwinding
- Fitted with thermal cutout as standard
- Durable, easy to use winding handle
- Easy grip handle
- Insulation Class: IP44

CABLE SECTION: 3 X 2.5MM²
CABLE TYPE: PVC



INDUSTRIAL

110V

230V

100%
COPPER
GUARANTEED

IP44

	PRODUCT	INPUT (AMPS)	CABLE LENGTH	NO. OF SOCKETS	CAPACITY WOUND	CAPACITY UNWOUND	PRICE EX. VAT
	JEFCRIN25-23016	16A	25m	2	720W	3680W	
	JEFCRIN40-23016	16A	40m	2	720W	3680W	

PROFESSIONAL CABLE REELS

Professional quality; these Jefferson cable reels are fitted with thermal cutout as standard, a comfort grip handle for easy transportation and come complete with a winding handle.

- 100% copper guaranteed
- Cable Section: 3 x 2.5mm²
- Cable Type: PVC
- Thermal Trip
- Insulation Class: IP44



PROFESSIONAL

110V

230V

100%
COPPER
GUARANTEED

IP44

	PRODUCT	INPUT (AMPS)	CABLE LENGTH	NO. OF SOCKETS	CAPACITY WOUND	CAPACITY UNWOUND	PRICE EX. VAT
1	JEFCRPR25-110	16A	25m	2	660W	1760W	
	JEFCRPR40-110	16A	40m	2	660W	1760W	
2	JEFCRPR25-230	13A	25m	4	1200W	3120W	
	JEFCRPR40-230	13A	40m	4	1200W	3120W	

Our Industrial & Professional
cable reels are rated as IP44



What is IP44?

IP codes refer to the degree of protection against intrusion of solids or water in electrical enclosures. An IP44 rating indicates protection against most wires, screws, tools, fingers and water splashing against the enclosure from any direction.

NEW!

CABLE REELS

15M ★ 25M ★ 50M ★ 110V OR 230V

FEATURES

- ★ 15m, 25m or 50m models available in either 110V or 230V
- ★ 2 way sockets
- ★ Thermal overload protection
- ★ Carry handle
- ★ Retractable reel
- ★ 230V models fitted with 13Amp plug
- ★ 110V models fitted with 16Amp round 3 pin plug



PRODUCT	VOLTAGE	INPUT	CABLE LENGTH	CORE	CAPACITY WOUND	CAPACITY UNWOUND	INGRESS PROTECTION	PRICE EX. VAT
JEFCRL110-15	110V	16A	15m	1.5mm ²	660W	1760W	IP44	
JEFCRL230-15	230V	13A	15m	1.25mm ²	1000W	3000W	IP20	
JEFCRL110-25	110V	16A	25m	1.5mm ²	660W	1760W	IP44	
JEFCRL230-25	230V	13A	25m	1.25mm ²	1000W	3000W	IP20	
JEFCRL110-50	110V	16A	50m	1.5mm ²	660W	1760W	IP44	
JEFCRL230-50	230V	13A	50m	1.25mm ²	1000W	3000W	IP20	

NEW!

CASSETTE CABLE REELS

10M ★ 20M

FEATURES

- ★ 2 way sockets
- ★ Thermal overload protection
- ★ Built-in carry handle
- ★ Retractable reel
- ★ Fitted with 13Amp plug
- ★ 1.25mm² core
- ★ Capacity Wound: 1000W
- ★ Capacity Unwound: 3000W



RETRACTABLE REEL WITH THERMAL CUTOFF

PRODUCT	CABLE LENGTH	PRICE EX. VAT
JEFCRL230-10C	10m	
JEFCRL230-20C	20m	

NEW!

10M 3000W RETRACTING CABLE REEL

JEFCRRT101.5-230-1S

FEATURES

- ★ 180° swivel wall bracket
- ★ Durable composite housing
- ★ Pull and release action
- ★ Single socket outlet
- ★ Thermal overload protection
- ★ Supply: 230V
- ★ Cable Length: 10m
- ★ Protection Rating: IP20
- ★ Cable Section: 9.5mm²
- ★ Sockets: 1
- ★ Capacity Wound: 1000W
- ★ Capacity Unwound: 3000W



PRICE EX.VAT

NEW!

SCRAPER & UTILITY KNIFE



PAGE 177

10M 1500W RETRACTING CABLE REEL

JEF CRT101.0-230

- Durable composite housing operated by simple pull and release action
- Includes manual thermal trip switch to prevent overload
- Supply: 230V 13A
- Cable Length: 10m
- Thermal Trip: Yes
- Protection Rating: IP20
- Cable Section: 3 x 1.0mm²
- Sockets: 1
- Capacity Wound: 1000W
- Capacity Unwound: 1500W



PRICE EX.VAT

3.3KVA PORTABLE TRANSFORMER

JEF KVA03.3

- 2 x 16A Sockets
- Max. Rating: 3.3kVA
- Continuous: 1.65kVA
- Resettable circuit breaker
- Power-on indicator
- Complete with 1.5m cable and 13A plug



3.3
kVA

ALL JEFFERSON TRANSFORMERS ARE FITTED WITH A THERMAL OVERLOAD CUTOFF WHICH WILL AUTOMATICALLY SHUTDOWN/TRIP THE DEVICE WHEN OVERHEATING IS DETECTED.

PRICE EX.VAT

5.0KVA PORTABLE TRANSFORMER

JEF KVA05.0

- 2 x 16A Sockets
- 1 x 32A Socket
- Max. Rating: 5.0kVA
- Continuous: 3.0kVA
- Resettable circuit breaker
- Power-on indicator
- Complete with 1.5m cable and 13A plug



5.0
kVA

1 X 32A SOCKET

ALL JEFFERSON TRANSFORMERS ARE FITTED WITH A THERMAL OVERLOAD CUTOFF WHICH WILL AUTOMATICALLY SHUTDOWN/TRIP THE DEVICE WHEN OVERHEATING IS DETECTED.

PRICE EX.VAT

10KVA SITE TRANSFORMERS

Manufactured to the highest quality, the Jefferson 10kVA site transformer comes complete in a steel construction to make it robust and durable in tougher conditions. Ideal for more challenging environments, this Jefferson transformer is rated to IP22 standard and finished with 6 power outlets.

ALL JEFFERSON TRANSFORMERS ARE FITTED WITH A THERMAL OVERLOAD CUTOFF WHICH WILL AUTOMATICALLY SHUTDOWN/TRIP THE DEVICE WHEN OVERHEATING IS DETECTED.

	JEF KVA10.0-S	JEF KVA10.0-3P
INPUT:	230V ~ 50Hz - 32A	415V ~ 50Hz - 16A
OUTPUT VOLTAGE:	4x 110V C.T.E ~ 50Hz - 16A 2x 110V C.T.E ~ 50Hz - 32A	5x 110V C.T.E ~ 50Hz - 16A 1x 110V C.T.E ~ 50Hz - 32A
MAXIMUM RATING:	10kVA (5mins on 15mins off)	10kVA (5mins on 15mins off)
CONTINUOUS RATING:	7.0kVA	7.5kVA
POWER FACTOR:	0.93 Cos	0.93 Cos
IP RATING (HOUSING):	IP22	IP22
PHASE:	Single	Three



10.0
kVA

230V



SINGLE-PHASE

JEF KVA10.0-S

PRICE EX.VAT

THREE-PHASE

JEF KVA10.0-3P

PRICE EX.VAT

BOOSTER CABLES

- PVC sheathed copper coated aluminium cables
- Insulated heavy duty clamps
- 350A & 480A models supplied in handy zip storage bag
- 1200A model supplied in protective storage case



CASE INCLUDED WITH
JEFBOCAB40-5.0



	PRODUCT	CABLE SECTION	CABLE LENGTH	CAPACITY	PRICE EX. VAT
1	JEFBOCAB25-3.5	25mm ²	3.5m	350A	
2	JEFBOCAB35-4.5	35mm ²	4.5m	480A	
3	JEFBOCAB40-5.0	40mm ²	5m	1200A	

3.5A BATTERY CHARGER 6-12V

JEFBATCHG3.5-612

- Suitable for charging all 6V and 12V lead-acid batteries including: Wet (Flooded), Gel, MF (Maintenance-Free), CA (Calcium), EFB (Enhanced Flooded Battery), and AGM (Absorption Glass Mat) batteries
- Suitable for charging battery capacities from 2 to 120 Ah and maintaining all battery sizes
- Stabilises internal battery chemistry for increased performance and longevity
- Four external holes for easy mounting
- Supplied with 1.7 metre DC, 0.5 metre battery clamp and eyelet terminal connector quick charge leads
- Max Rated Capacity: 2 - 120Ah (12V)
- Power: Max. 60W

INPUT:

- Voltage: 220~240V AC - 50Hz
- Current: 0.8A

OUTPUT:

- Voltage: 6V DC / 12V DC
- Current: 3.5A / 1A/3.5A
- Weight: 0.7kg
- Dimensions: 190 x 79 x 42mm
- IP Rating: IP54



PRICE EX.VAT

DYNAMO BATTERY CHARGERS

- Output Voltage: 12V / 24V
- Duty Cycle: 5 sec ON / 30 sec OFF @ 5 Cycles
- Charging Rates: 2
- Fast Charge Timer: No
- Ingress Protection Rating: IP21

- Charging cables: 2.5mm x 2m with fully insulated charging clamps
- Power Cable: 3 x 1mm x 2m
- Plug: 3A

DYNAMO 20A BATTERY CHARGER

JEFBTRYCHG020



- Input Power: 30W
- Output Charge Peak(EN): 20A (17A)
- Input (Charge): 0.2A
- Battery Capacity (Min - Max): 60 - 250Ah
- Fuse: 1 x 20A / 1 x 5A
- Weight: 4.4kg
- Dimensions: 235 x 195 x 190mm



PRICE EX.VAT

DYNAMO 30A BATTERY CHARGER

JEFBTRYCHG030



- Input Power: 40W
- Output Charge Peak(EN): 30A (25A)
- Input (Charge): 0.3A
- Battery Capacity (Min - Max): 3 - 320Ah
- Fuse: 1 x 30A / 1 x 5A
- Weight: 4.8kg
- Dimensions: 235 x 195 x 190mm



PRICE EX.VAT



DISCOVER MORE

DYNAMO INVERTER BATTERY CHARGERS

- Temperature controlled
- Supplied with 1.7 metre DC and 0.5 metre battery clamp connectors
- Max Rated Capacity: 2 - 400Ah (12V)
- IP Rating: IP20

- Designed for charging all types of lead-acid batteries including; Wet (Flooded), Gel, MF (Maintenance-Free), CA (Calcium), EFB (Enhanced Flooded Battery), and AGM (Absorption Glass Mat) batteries

12V (15A 300SEC BOOSTER)

JEFBATCHG15-12

- Designed for charging all types of 12V lead-acid batteries
- Suitable for charging battery capacities from 2 to 400Ah and maintaining all battery sizes
- 15A booster enables a fast charge within 300 seconds
- Power: Max. 320W

OUTPUT:

- Voltage: 12V DC
- Current: 12V DC - 2A / 6A / 10A / 15A or 12V DC - 15A (300 seconds boost charge)

INPUT:

- Voltage: 220-240V AC ~ 50Hz
- Current: 2.5A



PRICE EX.VAT

12-24V (20A 300SEC BOOSTER)

JEFBATCHG15-1224

- Designed for charging all types of 12V and 24V lead-acid batteries
- Suitable for charging battery capacities from 2 to 400Ah (12V), 50 to 400Ah (24V) and maintaining all battery sizes
- 20A booster enables a fast charge within 300 seconds
- Power: Max. 350W

OUTPUT:

- Voltage: 12V DC / 24V DC
- Current: 12V DC - 2A / 4A / 6A / 8A / 10A / 15A or 24V DC - 3.5A/7.5A or 12V DC - 20A (300 seconds boost charge)

INPUT:

- Voltage: 220-240V AC ~ 50Hz
- Current: 2.5A



PRICE EX.VAT

DYNAMO JUMP STARTERS

- 354 Lumens 3W worklight function
- 5V 2.4A USB charging port
- 12V 15A output socket
- LED working light with flash mode
- Big current on/off safety switch
- LED indicator of battery state
- Tough plastic with rubber enclosure
- 1AWG heavy duty boost cable and copper clamps
- Complete with AC charger
- Compatible with LEAD-ACID, STD, AGM, GEL, WET or IFP batteries
- Lead-acid battery

Light functions:

- High
- Low
- Flashing
- Slow flashing
- SOS

1800A

JEFJSTART1800

- Peak Current: 1800A (12V)
- Starting Current: 700A (12V)
- Max. Rated Capacity: 22Ah (12V)
- Output Sockets: 12V (15A) / USB 5V (2.4A)
- Weight: 14.19kg



UP TO 5 LITRE ENGINES: IDEAL FOR CARS, BIKES, VANS, LIGHT COMMERCIAL VEHICLES ETC.



DIGITAL DISPLAY

12V DC & USB OUTLETS



DISCOVER MORE

PRICE EX.VAT

1.6M CABLE

3000A

JEFJSTART3000

- Peak Current: 12V: 3000A / 24V: 1800A
- Starting Current: 12V: 1200A / 24V: 700A
- Max. Rated Capacity: 12V: 44Ah / 24V: 22Ah
- Output Sockets: 12V (15A) / USB 5V (2.4A)
- Weight: 22.25kg



UP TO 10 LITRE ENGINES: IDEAL FOR COMMERCIAL VEHICLES, LORRIES, TRACTORS ETC.



DIGITAL DISPLAY

12V DC & USB OUTLETS

PRICE EX.VAT

1.6M CABLE

DYNAMO STARTER CHARGERS

- Single phase battery / starter charger with sturdy plastic and steel housing and carry handle
- 12/24V battery voltage
- Well ventilated to help maintain low temperatures during operation
- Large ammeter display showing rate of charge
- Dash-mounted fuse and polarity protection
- Variable charging rate
- Supplied with a pair of fully insulated positive and negative charging clamps which can be stored within the equipment casing



SAFETY CLASS (DIN 40530): II

230V

13 AMP

	JEFSTACHG230	JEFSTACHG430	JEFSTACHG630
INPUT VOLTAGE:	230V ~ 50Hz	230V ~ 50Hz	230V ~ 50Hz
INPUT POWER:	80W	130W	180W
OUTPUT VOLTAGE:	12V / 24V	12V / 24V	12V / 24V
OUTPUT CHARGE PEAK(EN):	30A (25A)	75A (30A)	90A (70A)
OUTPUT START PEAK(EN):	180A (120A)	400A (300A)	600A (350A)
INPUT (CHARGE):	0.4A	0.4A	0.5A
INPUT (START):	2A	3A	4A
DUTY CYCLE: @ 5 CYCLES	5 sec ON / 30 sec OFF	5 sec ON / 30 sec OFF	5 sec ON / 30 sec OFF
BATTERY CAPACITY:	20 - 350Ah	60 - 800Ah	80 - 1000Ah
FUSE:	1 x 50A	2 x 50A	3 x 50A
IP RATING:	IP21	IP21	IP21
SAFETY CLASS (DIN 40530):	II	II	II
POWER CABLE	3x 1.5mm x 2.4m	3x 1.5mm x 2.4m	3 x 1.5mm x 2.4m
PLUG	13A	13A	13A
CHARGE CABLES:	14mm x 2.0m	14mm x 2.0m	16mm x 2.0m
WEIGHT	12kg	15kg	20kg
DIMENSIONS	300 x 230 x 630mm	300 x 230 x 630mm	330 x 260 x 720mm

230A STARTER CHARGER

JEFSTACHG230

PRICE EX.VAT

430A STARTER CHARGER

JEFSTACHG430

PRICE EX.VAT

630A STARTER CHARGER

JEFSTACHG630

PRICE EX.VAT



PVC FLOOR TILES

PAGE 124

DYNAMO INDUSTRIAL STARTER CHARGERS

- Ideal for jump starting most vehicles
- Heavy-duty steel case, high power US manufactured battery and industrial quality switchgear make this model suitable for starting most vehicles
- Easy-to-read LED battery indicator to IEC 51 provides fast indication of battery's state of charge
- Surge and spike suppressing circuitry reduces risk of damaging vehicle's on-board electronics
- Fitted with charge balance circuitry to provide even charge to integral batteries
- Supplied with mains voltage recharge unit




	JEFJMPSTA500	JEFJMPSTA1000
HORSE POWER	500HP	1000HP
VOLTAGE	12/24V	12/24V
CHARGER 230V	12 Volt 5 Amp	12 Volt 5 Amp
PEAK AMPS 12V	4400A	7000A
PEAK AMPS 24V	2200A	3500A
CRANKING CURRENT (20°C, 5 SECS) 12V	1700A	1900A
CRANKING CURRENT (20°C, 5 SECS) 24V	850A	950A
COLD CRANKING CURRENT (18°C, 5 SECS) 12V	700A	800A
COLD CRANKING CURRENT (18°C, 5 SECS) 24V	350A	400A
CABLE SECTION	35mm ²	35mm ²
CABLE & CLAMP LENGTH	2m	2m
WEIGHT	24kg	29kg



LED BATTERY INDICATOR



CHARGE POINT FOR MAINS CHARGING



500HP STARTER CHARGER

JEFJMPSTA500


PRICE EX.VAT

1000HP STARTER CHARGER

JEFJMPSTA1000

PRICE EX.VAT

INDUSTRIAL



TOOL STORAGE SOLUTIONS

PAGE 196-211

24 PIECE 1/4" DRIVE SOCKET SET**JEFSOC009****Set includes:**

- 1x 1/4" Extension bar (50mm)
- 1x 1/4" Square drive ratchet wrench (45 teeth)
- 11x 1/4" Drive sockets: 4, 5, 6, 7, 8, 9, 10, 11, 12, 13, 14mm
- 5x Hex-plus: 3, 4, 5, 6, 8mm
- 6 x 1/4" Torx Security: T10, T15, T20, T25, T30, T40

1/4"
DRIVE**CR-V****PRICE EX.VAT****52 PIECE 1/4" DRIVE SOCKET SET****JEFSOC012**

- 72 Tooth ratchet gear
- 13 x 1/4" dr. socket including: 4, 4.5, 5, 5.5, 6, 7, 8, 9, 10, 11, 12, 13, 14mm
- 7 x 1/4" dr. Deep socket including: 6, 7, 8, 10, 11, 12, 13mm
- 21 x 1/4" dr. bit sockets including: T10, 15, 20, 25, 30, 40, H3, 4, 5, 6, 7, 8, PH1, 2, 3, PZ1, 2, 3, SL4, 5.5, 7
- 2 x 1/4" dr. Extension bar: 50mm & 100mm
- 1 x 1/4" dr. spinner handle
- 1 x 1/4" dr. universal joint
- 1 x 1/4" dr. bit adaptor
- 1 x 1/4" dr. flexible extension bar 150mm
- 3 x Hex key wrench 1.5, 2, 2.5mm
- 1 x T-Sliding handles
- Chrome Vanadium

INDUSTRIAL**1/4"**
DRIVE**CR-V****PRICE EX.VAT****20 PIECE 3/8" DRIVE SOCKET SET****JEFSOC010****Set Includes**

- 1x 3/8" Extension bar (125mm)
- 1x 3/8" Square drive ratchet wrench (45 teeth)
- 18 x 3/8" Square drive sockets: 6, 7, 8, 9, 10, 11, 12, 13, 14, 15, 16, 17, 18, 19, 20, 21, 22, 24mm

3/8"
DRIVE**CR-V****PRICE EX.VAT****35 PIECE 3/8" DRIVE SOCKET SET****JEFSOC013**

- 1 x 72 Tooth Ratchet Gear
- 17 x 3/8" dr. Sockets: 6, 7, 8, 9, 10, 11, 12, 13, 14, 15, 16, 17, 18, 19, 21, 22, 24mm
- 5 x 3/8" Deep Sockets: 8, 10, 13, 17, 19mm
- 7 x Hex dr. Sockets: 3, 4, 5, 6, 7, 8, 10mm
- 2 x 3/8" dr. Extension Bar: 75mm, 250mm
- 2 x 3/8" dr. Spark plug socket: 16mm, 21mm
- 1 x 3/8" dr. Universal Joint

INDUSTRIAL**3/8"**
DRIVE**CR-V****PRICE EX.VAT****TUNDRA IMPACT SOCKET SETS****PAGES 31-35**

12 PIECE 1/2" DRIVE SOCKET SET**JEFSOC011****Set includes**

- 1x 1/2" Extension bar (125mm)
- 1x 1/2" Square drive ratchet wrench (45 teeth)
- 10x 1/2" Square drive sockets: 10, 12, 13, 14, 16, 17, 18, 19, 21, 24mm

1/2"
DRIVE **CR-V**



PRICE EX.VAT

24 PIECE 1/2" DRIVE SOCKET SET**JEFSOC015**

- 72 Tooth ratchet gear
- 17x 1/2" dr. Socket including: 8, 10, 11, 12, 13, 14, 15, 16, 17, 18, 19, 21, 22, 24, 27, 30, 32mm
- 2x 1/2" dr. Extension bar: 75mm, 250mm
- 1x 1/2" dr. Sliding head: 1/2" (m) x 3/8" (f)
- 2x 1/2" dr. Spark plug socket: 16mm, 21mm
- 1x 1/2" dr. Universal joint
- 1x 1/2" dr. Ratchet wrench: 72T
- Chrome Vanadium

INDUSTRIAL **1/2"**
DRIVE **CR-V**



PRICE EX.VAT

29 PIECE 1/2" DRIVE SOCKET SET**JEFSOC017**

- 19x 1/2" dr. sockets: 8, 9, 10, 11, 12, 13, 14, 15, 16, 17, 18, 19, 20, 21, 22, 24, 27, 30, 32mm
- 3x 1/2" deep dr. sockets: 17, 19, 22mm
- 1x 1/2" dr. universal joint
- 1x 1/2" extension bar: 5"
- 1x 1/2" extension bar: 10"
- 1x 1/2" 3-way adaptor
- 2x 1/2" spark plug socket: 16, 21mm
- 1x 1/2" dr. ratchet handle

1/2"
DRIVE **CR-V**



PRICE EX.VAT

34 PIECE 1/2" DRIVE SOCKET SET**JEFSOC014**

- 72 Tooth Ratchet Gear
- 26 x 1/2" Dr. Socket including: 8, 9, 10, 11, 12, 13, 14, 15, 16, 17, 18, 19, 20, 21, 22, 23, 24, 25, 26, 27, 28, 29, 30, 32, 34 and 36mm
- 3 x 1/2" Extension Bar: 75mm, 125mm and 250mm
- 1 x dr. Sliding head: 1/2"(M) x 3/8"(F)
- 1 x Universal joint 1/2"
- 1 x F Handles: 380mm
- 1 x 1/2" dr. Ratchet Handles:
- 2 x 1/2" dr. Spark Plug: 16mm and 21mm
- Chrome Vanadium

INDUSTRIAL **1/2"**
DRIVE **CR-V**



PRICE EX.VAT

MORE SOCKETS SETS**ON THE NEXT PAGE**

94 PIECE 1/4" & 1/2" DRIVE SOCKET SET

JEFSOC016

• 72 Tooth Ratchet Gear

1/4" Drive sockets and extensions:

- 13 x Sockets 1/4": 4, 4.5, 5, 5.5, 6, 7, 8, 9, 10, 11, 12, 13, 14 mm
- 8 x Long sockets 1/4": 6, 7, 8, 9, 10, 11, 12, 13mm
- 6 x Socket bits 1/4": T8, T10, T15, T20, T25, T30
- 4 x Socket bits 1/4": H3, H4, H5, H6
- 3 x Socket bits 1/4": SL4, SL5.5, SL7mm
- 2 x Socket bits 1/4": PH1, PH2
- 2 x Socket bits 1/4": PZ1, PZ2
- 3 x Hex wrenches: 1.5, 2, 2.5, 3mm
- 2 x Extensions 1/4": 50 and 100mm
- 1 x Universal joint 1/4"
- 1 x T-type handle 1/4": 115mm
- 1 x Spinner handle 1/4": 150mm
- 1 x Flexible extension 1/4": 150mm
- 1 x Adaptor 1/4": 30mm
- 1 x Ratchet handle 1/4" (72 teeth)

1/2" Drive sockets and extensions:

- 17 x Sockets 1/2": 10, 11, 12, 13, 14, 15, 16, 17, 18, 19, 20, 21, 22, 24, 27, 30, 32mm
- 4 x Long sockets 1/2": 14, 15, 17, 19mm
- 2 x Sockets 1/2" for spark plugs: 16, 21mm
- 2 x Extensions 1/2": 125, 250mm
- 1 x Holder 1/2" for bits: 5/16"
- 1 x Universal joint 1/2"
- 1 x Adaptor
- 1 x Ratchet handle 1/2" (72 teeth)
- 4 x Bits 5/16" 30mm: H8 / H10 / H12 / H14
- 4 x Bits 5/16" 30mm: T40 / T45 / T50 / T55
- 1 x dr. Sliding head: 1/2"(M) x 3/8"(F)
- 1 x Universal joint 1/2"
- 1 x F Handles: 380mm
- 1 x 1/2" dr. Ratchet Handles:
- 2 x 1/2" dr. Spark Plug: 16mm and 21mm
- Chrome Vanadium



INDUSTRIAL

1/4"
DRIVE

1/2"
DRIVE

CR-V

PRICE EX.VAT

14 PIECE 3/4" DRIVE TRUCK SOCKET SET

JEFSOC005

- 10 x sockets: 22, 24, 27, 30, 32, 36, 38, 41, 46, 50mm
- 1 x dr. Ratchet handle: 3/4" 500mm
- 2 x Extension bar: 100, 200mm
- 1 x Sliding T-bar: 455mm
- Complete in a metal storage case



3/4"
DRIVE

CR-V

INDUSTRIAL

PRICE EX.VAT

21 PIECE 3/4" DRIVE TRUCK SOCKET SET

COMES COMPLETE WITH EXTENDABLE RATCHET (495MM - 770MM)

JEFSOC006

- 16 x sockets: 19, 21, 22, 23, 24, 26, 27, 29, 30, 32, 35, 36, 38, 41, 46, 50mm
- 1 x 1-24t Extendable ratchet handle: 495-770mm
- 3 x Extension bars: 100, 200, 400mm
- 1 x Sliding T-bar: 450mm
- Complete in a metal storage case



3/4"
DRIVE

CR-V

INDUSTRIAL

PRICE EX.VAT

22 PIECE 1" DRIVE TRUCK SOCKET SET

JEFSOC007

- 17 x sockets: 36, 38, 41, 46, 50, 54, 55, 58, 60, 63, 65, 67, 70, 71, 75, 77, 80mm
- 1 x detachable pear ratchet head with flip reverse
- 1 x Ratchet head handle: 550mm
- 2 x Extension bar: 200, 400mm
- 1 x Sliding T-bar
- Complete in a metal storage case



1"
DRIVE

CR-V

INDUSTRIAL

PRICE EX.VAT

SOCKET RATCHETS

- 72 Teeth
- Reversible with quick release mechanism



PRODUCT	SIZE	PRICE EX. VAT
JEFSOCRAT72-14	1/4"	
JEFSOCRAT72-38	3/8"	
JEFSOCRAT72-12	1/2"	

CR-V

OFFSET SOCKET RATCHETS



IDEAL FOR USE
IN TIGHT SPACES

PRODUCT	SIZE	PRICE EX. VAT
JEFSOCRT-140S	1/4"	
JEFSOCRT-380S	3/8"	
JEFSOCRT-120S	1/2"	

NEW!

TUNDRA® TORSION

IMPACT BITS



PAGE 72-73

3/4" 24T SOCKET RATCHET

JEFSOCRAT3-4

- 24 Teeth
- Chrome vanadium mirror polish finish
- Hardened Steel
- Reversible with quick release mechanism


3/4"
DRIVE

CR-V

INDUSTRIAL

REPAIR KIT AVAILABLE

500MM



PRICE EX.VAT

1" 24T PEAR STYLE SOCKET RATCHET

JEFSOCRIN1-0

- 24 Teeth
- Chrome vanadium mirror polish finish
- Hardened Steel
- Reversible with quick release mechanism

1"
DRIVE

CR-V

INDUSTRIAL

REPAIR KIT AVAILABLE

600MM



PRICE EX.VAT

3/4" 24T EXTENDABLE SOCKET RATCHET

JEFSOCRAT3-4EX

- 24 Teeth
- Heavy duty chrome vanadium finish
- Extendable from 495mm to 770mm

3/4"
DRIVE

CR-V

INDUSTRIAL

REPAIR KIT AVAILABLE

CLOSED 495MM



FULLY EXTENDED 770MM



PRICE EX.VAT

TORQUE WRENCHES

- Chrome Vanadium
- Flip reverse steel ratchet head with smooth action mechanism
- Aluminium knurled handle for comfort and control
- Scales graduated in Nm, kg/m, lb/ft
- Calibration tolerance in accordance with BS EN ISO 6789-1:2017
- Individually tested to standards with $\pm 4\%$ accuracy

PROFESSIONAL


1/4" DRIVE

- Range: 5-25Nm
- Length: 245mm

1



3/8" DRIVE

- Range: 20-120Nm
- Length: 433mm

2



1/2" DRIVE

- Range: 60-330Nm
- Length: 590mm

3



	PRODUCT	SIZE	PRICE EX. VAT
1	JEFTRQWRH-1/4MS	1/4"	
2	JEFTRQWRH-3/8MS	3/8"	
3	JEFTRQWRH-1/2MS	1/2"	

CR-V

BS EN ISO 6789-2:2017

3 PIECE CALIBRATED MICROMETER STYLE TORQUE WRENCH SET

JEFTRQWRHSET03

- Flip reverse Chrome Vanadium steel ratchet head with smooth action mechanism
- Scales graduated in Nm, Kg/m or lb/ft
- Calibration tolerance in accordance with BS EN ISO 6789-1:2017
- Wrenches are individually tested to standards with $\pm 4\%$ accuracy and each wrench is issued with an individually numbered test certificate
- Aluminium knurled handle for comfort and control


 SUPPLIED IN FOAM LINED
DURABLE CARRY CASE

1/2" DRIVE

- Range: 60-330Nm
- Length: 590mm

3/8" DRIVE

- Range: 20-120Nm
- Length: 433mm

1/4" DRIVE

- Range: 5-25Nm
- Length: 254mm

BS EN ISO 6789-2:2017

CR-V

PROFESSIONAL

PRICE EX. VAT

1/2" SQUARE DRIVE CALIBRATED MICROMETER TORQUE WRENCH

JEFTRQWRH1-2B

- High quality precision tool for tightening nuts and bolts designed for applications where a specific or accurate torque is required
- Constructed from durable carbon steel shaft with a knurled adjustment handle, locking ring and reversible ratchet head for precise torque settings between 42-210Nm

- Flexible tightening power and control
- Supplied with a tough moulded storage case
- Individually tested and calibrated to comply with BS EN ISO 6789-2:2017 and is supplied with a serial-numbered calibration certificate

- Drive Capacity: 1/2" Square Drive
- Length: 18" / 465mm
- Torque Range: 42-210Nm
- Resolution: 1Nm
- Accuracy: $\pm 4\%$
- Weight: 1.3kg

 SUITABLE FOR USE IN
GENERAL MECHANICAL,
AGRICULTURAL AND
INDUSTRIAL WORKING
ENVIRONMENTS



INDUSTRIAL



PRICE EX. VAT

3/4" CALIBRATED TORQUE WRENCH 160-800NM**JEFTRQWRH3-4B**

- Flip reverse Chrome Vanadium steel ratchet head with smooth action mechanism
- Scales graduated in Nm, Kg/m or lb/ft
- Calibration tolerance in accordance with BS EN ISO6789-1:2017
- Tested & supplied with an individually numbered test certificate
- Accurate to $\pm 4\%$
- Aluminium knurled handle for comfort and control



SUPPLIED IN DURABLE
CARRY CASE

**3/4" DRIVE**

- Range: 160-180Nm
- Length: 1215mm

PROFESSIONAL

CR-V



BS EN ISO 6789-2:2017

PRICE EX.VAT

3/4" CALIBRATED BREAKBACK TORQUE WRENCH 300-1000NM**JEFTRQWRH3-4A**

- Calibrated in accordance with BS EN ISO 6789:2017
- Tested & supplied with an individually numbered test certificate
- Dual scales / breakback design reduces risk of over-torquing
- Graduated in both lb/ft & Nm
- Accurate to $\pm 4\%$
- Soft grip handle



1550MM



SUPPLIED IN DURABLE
CARRY CASE

3/4" DRIVE

- Range: 300-1000Nm
- Length: 1550mm

INDUSTRIAL

CR-V



BS EN ISO 6789-2:2017

PRICE EX.VAT

BREAKER BARS ✓ **AVAILABLE IN 1/2" & 3/4"**

With a hardened Chrome Vanadium finish, our Jefferson Breaker Bars are the ideal workshop accessory, with long slim chrome finish handles and fully replaceable knuckle joints available.

CR-V

INDUSTRIAL**1/2" 450MM****JEFBRKBAR450-1-2**

PRICE EX.VAT

1/2" 600MM**JEFBRKBAR600-1-2**

PRICE EX.VAT

**3/4" 600MM****JEFBRKBAR0600-3-4**

PRICE EX.VAT

3/4" 1000MM**JEFBRKBAR1000-3-4**

PRICE EX.VAT

REPLACEMENT KNUCKLE JOINTS

PRODUCT	COMPATIBLE WITH	PRICE EX. VAT
JEFBRKBRKJ450	JEFBRKBAR450-1-2	
JEFBRKBRKJ600	JEFBRKBAR600-1-2	
JEFBRKBARKJ-3-4	JEFBRKBAR0600-3-4 JEFBRKBAR1000-3-4	

INDIVIDUAL SPANNERS & SETS

- Manufactured from Chrome Vanadium
- Available in metric and imperial sets



INDIVIDUAL COMBINATION SPANNERS

- Drop forged steel finish



DIN 3113

CR-V

METRIC

PRODUCT	SIZE	PRICE EX. VAT
JEFCST06	6mm	
JEFCST07	7mm	
JEFCST08	8mm	
JEFCST09	9mm	
JEFCST10	10mm	
JEFCST11	11mm	
JEFCST12	12mm	
JEFCST13	13mm	
JEFCST14	14mm	
JEFCST15	15mm	
JEFCST16	16mm	
JEFCST17	17mm	
JEFCST18	18mm	
JEFCST19	19mm	
JEFCST20	20mm	
JEFCST21	21mm	
JEFCST22	22mm	
JEFCST23	23mm	
JEFCST24	24mm	
JEFCST25	25mm	
JEFCST26	26mm	
JEFCST27	27mm	
JEFCST28	28mm	
JEFCST30	30mm	
JEFCST32	32mm	

10 PIECE STUBBY SPANNER SET

JEFCSS10ST

- Set includes sizes: 10, 11, 12, 13, 14, 15, 16, 17, 18, 19mm
- Complete with handy storage pouch



METRIC

CR-V

PRICE EX.VAT

12 PIECE COMBINATION SPANNER SET

JEFCSS12

- Set includes sizes: 6, 7, 8, 9, 10, 11, 12, 13, 15, 17, 19, 22mm
- Complete with handy storage pouch



METRIC

CR-V

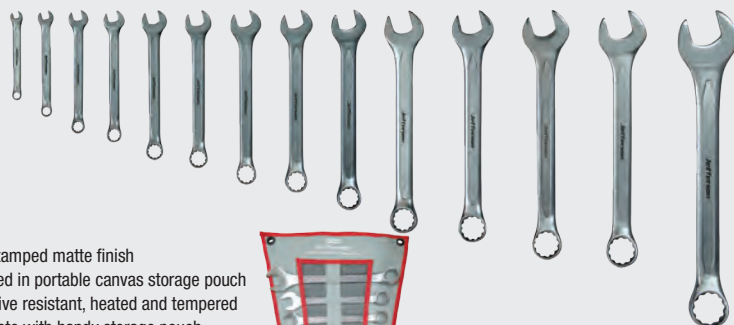
DIN 3113

PRICE EX.VAT

14 PIECE IMPERIAL COMBINATION SPANNER SET

JEFCSSI14

- Cold stamped matte finish
- Supplied in portable canvas storage pouch
- Corrosive resistant, heated and tempered
- Complete with handy storage pouch
- Set includes sizes: 1/4, 5/16, 3/8, 7/16, 1/2, 9/16, 5/8, 11/16, 3/4, 13/16, 7/8, 15/16, 1 & 1-1/4"



IMPERIAL

CR-V

PRICE EX.VAT

18 PIECE COMBINATION SPANNER SET

JEFCSS18

- Cold stamp with fully polished head
- Set includes sizes:
6, 7, 8, 9, 10, 11, 12, 13, 14, 15, 16,
17, 18, 19, 20, 21, 22, 24mm



CR-V

DIN 3113



PRICE EX.VAT

25 PIECE COMBINATION SPANNER SET

JEFCSS25

- Cold stamp slim design
- Satin finish
- Fully polished head
- DIN 3113
- Set includes sizes:
6, 7, 8, 9, 10, 11, 12, 13, 14, 15, 16, 17, 18, 19,
20, 21, 22, 23, 24, 25, 26, 27, 28, 30, 32mm



CR-V

DIN 3113



PRICE EX.VAT


25 PIECE COMBINATION SPANNER SET

JEFCSS25-MP

- Fully polished
- Complete with handy storage pouch
- Set includes sizes:
6, 7, 8, 9, 10, 11, 12, 13, 14, 15, 16,
17, 18, 19, 20, 21, 22, 23, 24, 25,
26, 27, 28, 30, 32mm



CR-V




PRICE EX.VAT

50 PIECE COMBINATION SPANNER SET

JEFCSS50

- Complete with handy storage pouch
- Set includes sizes:
- 10 x Stubby Combination Spanners:
10, 11, 12, 13, 14, 15, 16, 17, 18, 19mm
- 5 x Double Open Ended Spanners:
6/7, 8/9, 10/11, 12/13, 14/15mm
- 5 x Ring Spanners:
6/7, 8/9, 10/11, 12/13, 14/15mm
- 5 x Double Sized Half Moon:
10/11, 12/13, 14/15, 16/17, 18/19 mm
- 5 x S-Type Ring Spanners:
10/11, 12/13, 14/15, 16/17, 18/19mm
- 20 x Combination Spanners:
6, 7, 8, 9, 10, 11, 12, 13, 14, 15, 17,
19, 20, 21, 22, 24, 25, 27, 30, 32mm



PRICE EX.VAT

INDIVIDUAL JUMBO COMBINATION SPANNERS

- Mirror polish finish



PRODUCT	SIZE	PRICE EX. VAT
JEFCST34	34mm	
JEFCST36	36mm	
JEFCST38	38mm	
JEFCST41	41mm	
JEFCST46	46mm	
JEFCST50	50mm	
JEFCST55	55mm	
JEFCST60	60mm	
JEFCST65	65mm	
JEFCST70	70mm	
JEFCST75	75mm	
JEFCST80	80mm	
JEFCST85	85mm	



6 PIECE JUMBO COMBINATION SPANNER SET

JEFCSS06

- Hardened steel, mirror polish finish
- Set includes sizes: 34, 36, 38, 41, 46, 50mm



CR-V

PRICE EX.VAT

EXTRA LONG 7 PIECE DOUBLE END RING SPANNER SET

JEFDRSS07EL

- Mirror polish finish
- Set includes sizes: 8x10mm, 11x13mm, 14x15mm, 16x17mm, 18x19mm, 20x21mm, 22x24mm



FIXED ENDS



CR-V

PRICE EX.VAT



INDIVIDUAL RATCHET PODGER SPANNERS

- Double sided head
- Manufactured from Chrome Vanadium
- Black phosphate finish for improved corrosion resistance
- Ideal for scaffolding



PRODUCT	SIZE	PRICE EX. VAT
JEFPDR10X13	10 x 13mm	
JEFPDR13X17	13 x 17mm	
JEFPDR17X19	17 x 19mm	
JEFPDR17X21	17 x 21mm	
JEFPDR19X21	19 x 21mm	
JEFPDR19X22	19 x 22mm	
JEFPDR19X24	19 x 24mm	
JEFPDR24X27	24 x 27mm	
JEFPDR24X30	24 x 30mm	
JEFPDR27X30	27 x 30mm	
JEFPDR30X32	30 x 32mm	
JEFPDR32X36	32 x 36mm	



CR-V



NEW!

HAND
PUMP
SPRAYERS



PAGE
237
& 238

INDIVIDUAL RATCHET SPANNERS & SETS

• Manufactured from Chrome Vanadium • Lifetime warranty on all non-moving parts



INDIVIDUAL REVERSIBLE RATCHET SPANNERS

- Fully polished
- 5° rotation
- 15° offset



PRODUCT	SIZE	PRICE EX. VAT
JEFCRRS08	8mm	
JEFCRRS09	9mm	
JEFCRRS10	10mm	
JEFCRRS11	11mm	
JEFCRRS12	12mm	
JEFCRRS13	13mm	
JEFCRRS14	14mm	
JEFCRRS15	15mm	
JEFCRRS16	16mm	
JEFCRRS17	17mm	
JEFCRRS19	19mm	
JEFCRRS22	22mm	
JEFCRRS24	24mm	
JEFCRRS27	27mm	
JEFCRRS30	30mm	
JEFCRRS32	32mm	

CR-V



3 PIECE 4 IN 1 REVERSIBLE RATCHET SPANNER SET

JEFRSS03

- Set includes sizes: 8, 9, 10, 11, 12, 13, 14, 15, 16, 17, 18, 19mm
- Complete with handy inner pouch and case cover



PRICE EX. VAT



CR-V

12 PIECE REVERSIBLE RATCHET SPANNER SET

JEFRSS12B

- Set includes sizes: 8, 9, 10, 11, 12, 13, 14, 15, 16, 17, 18, 19mm
- Chrome Vanadium Steel
- Mirror polished finish
- Durable ratchet gears 90 teeth
- 15° offset / 5° rotation
- Complete with heavy duty storage pouch



PRICE EX. VAT



CR-V

EXTRA LONG 7 PIECE DOUBLE RING FIXED/ RATCHET END SPANNER SET

JEFDRSS07

- Mirror Polish finish
- Set includes sizes: 8, 10, 12, 13, 14, 17, 19mm



RATCHET & FIXED ENDS



PRICE EX. VAT

CR-V



10 PIECE STUBBY RATCHET SPANNER SET

JEFCRSS10STB

- Set includes sizes: 10, 11, 12, 13, 14, 15, 16, 17, 18, 19mm
- Chrome Vanadium Steel
- Mirror polished finish
- Durable ratchet gears 72 teeth
- 15° offset / 5° rotation
- Complete with heavy duty storage pouch



PRICE EX. VAT




CR-V

12 PIECE FLEXIBLE RATCHET SPANNER SET

JEFFHRS12

- Set includes sizes: 8, 9, 10, 11, 12, 13, 14, 15, 16, 17, 18, 19mm
- Chrome Vanadium Steel
- Mirror polished finish
- Durable ratchet gears
- 90 teeth
- 5° rotation
- Complete with heavy duty storage pouch



PRICE EX.VAT



CR-V



INDIVIDUAL ADJUSTABLE WRENCHES

Our Adjustable Wrenches are all chrome vanadium except for JEF750 which is carbon steel with a chrome vanadium outer finish.



INDUSTRIAL

PRODUCT	SIZE	PRICE EX. VAT
JEFAW150	6"	
JEFAW200	8"	
JEFAW250	10"	
JEFAW300	12"	
JEFAW375	15"	
JEFAW450	18"	
JEFAW600	24"	
JEFAW750	30"	

CR-V

20 PIECE COMBINATION RATCHET SPANNER SET

JEFCRSS20

- Set includes sizes: 8, 9, 10, 11, 12, 13, 14, 15, 17, 18, 19, 21, 22, 24, 27, 30, 32mm
- 3 x socket adaptors: 1/4", 3/8", 1/2"



PRICE EX.VAT



CR-V

BMC



ADJUSTABLE WRENCHES

- Heavy duty
- High-carbon steel with nickel-plated finish



PRODUCT	SIZE	PRICE EX. VAT
JEFAW200S	8"	
JEFAW250S	10"	



3 PIECE ADJUSTABLE WRENCH SET

JEFAWSET03

- Set includes sizes: 8, 10 & 12"
- Heavy duty
- High-carbon steel with nickel-plated finish
- Supplied with canvas storage pouch



PRICE EX.VAT



NEW!

NUT & BOLT EXTRACTOR SETS



PAGE 190

STILLSON TYPE PIPE WRENCHES

- ✓ STEEL CONSTRUCTION
- ✓ POWDER COATED FINISH
- ✓ DISTORTION RESISTANT

PROFESSIONAL



- Flame-hardened and tempered, V-shaped tooth profile provides grip on pipe, quick adjusting jaw ratchets and releases quickly and smoothly
- Drop forged
- Metal handle
- Wear resistant

PRODUCT	SIZE	JAW OPENING	PRICE EX. VAT
JEFSPW12	12"	32mm	
JEFSPW14	14"	38mm	
JEFSPW18	18"	50mm	
JEFSPW24	24"	63mm	
JEFSPW36	36"	89mm	

ALUMINIUM PIPE WRENCHES

The Pipe Wrench range are all constructed from heavy duty aluminium due to the strength to weight properties of the material



INDUSTRIAL

PRODUCT	SIZE	PRICE EX. VAT
JEFPW0300	12"	
JEFPW0350	14"	
JEFPW0450	18"	
JEFPW0600	24"	
JEFPW0900	36"	
JEFPW1200	48"	

LEVER PIPE BENDER

JEFLPB15-22


- Suitable for 15 & 22mm pipes
- Suitable for copper and steel pipes
- Aluminium former
- Bi-material metal handle
- Precision tooling to give a smooth and accurate bend across a range of sizes and materials
- Handle end stops with steel inserts protect hands and increase durability
- Cast aluminium guides and formers with degree marks for accuracy
- Tough construction for durability
- Can be used in a vice



HYDRAULIC PIPE BENDERS PAGE 117



BENDS PIPES UP TO 90°



PRICE EX.VAT

HYDRAULIC SHOP PRESSES



PAGE 118


PIPE CUTTERS

AUTOMATIC ★ AUTOMATIC RATCHET ★ MINI ★ MANUAL


PROFESSIONAL

AUTOMATIC PIPE CUTTERS

- Available in 15, 22 or 28mm capacities
- Suitable for copper cutting
- Ideal for cutting in confined spaces



PRODUCT	CAPACITY	PRICE EX. VAT
JEFPCUTA03-15	15mm	
JEFPCUTA04-22	22mm	
JEFPCUTA05-28	28mm	




BRAZING KIT ON PAGE 42

COMPATIBLE CUTTING WHEEL FOR AUTOMATIC PIPE CUTTERS

PRODUCT	PRICE EX. VAT
JEFPCUTWHL01	

AUTOMATIC RATCHET PIPE CUTTERS

- Available in 15 or 22mm capacities
- Suitable for copper cutting
- Effective in confined spaces



PRODUCT	CAPACITY	PRICE EX. VAT
JEFPCUTA01-15R	15mm	
JEFPCUTA02-22R	22mm	



SOLDERING IRON
ON PAGE 187

COMPATIBLE CUTTING WHEEL FOR AUTOMATIC RATCHET PIPE CUTTERS

PRODUCT	PRICE EX. VAT
JEFPCUTWHL01	

3-28MM MINI PIPE CUTTER

JEFPCUT03-28M

- Cutting capacity: 3-28mm
- Suitable for copper cutting
- 2 roller guides
- Replacement blades available



COMPATIBLE CUTTING WHEEL

PRODUCT	PRICE EX. VAT
JEFPCUTWHL02	

PRICE EX.VAT

MANUAL PLASTIC PIPE CUTTER

JEFPCUTMP01

- Cutting capacity: 3-42mm
- Suitable for electrical and plumbing applications
- Cuts most plastic pipes: PVC, PPR, PE, PEX
- Aluminium body with soft grip handle



PRICE EX.VAT

INNER & OUTER PIPE DEBURRER

JEFPDEBUR38

- Cutting capacity: 6-38mm
- Suitable for copper cutting
- Suitable for reaming and bevelling



PRICE EX.VAT

WATER PUMP PLIERS

• 10", 16" & 20" available

1

- Jaw Length: 38mm
- Overall Length: 10" / 250mm
- Chrome Vanadium



2

- Rust resistant carbon steel
- Satin nickel finish
- 16" & 20" available



PRODUCT	SIZE	PRICE EX. VAT
1 JEFPLIWT10	10"	
2 JEFPLIWT16	16"	
JEFPLIWT20	20"	

CR-V

3 PIECE LARGE CAPACITY WATER PUMP PLIER SET

JEFPLIWTL-03

- Heavy duty 7, 10 & 12" water pump pliers
- Large capacity with 10 locking positions
- Chrome vanadium steel with rubber grip handles
- Supplied with canvas storage pouch
- Slip-lock size adjustment
- Narrow jaw profile
- Wear-resistant teeth
- Fast manual adjustment
- Ergonomic handles



10 LOCKING POSITIONS

STORAGE POUCH

CR-V

PRICE EX.VAT

5 PIECE LONG REACH PLIER SET

JEFPLILGR-05

- Drop-forged heat-treated steel
- Comfortable rubber grip handles
- Supplied with canvas storage pouch
- Size: 11"

STORAGE POUCH



STRAIGHT NEEDLE NOSE

90° BENT NOSE

45° BENT NOSE

20° OFFSET NOSE

HOSE GRIP NOSE



RUBBER GRIP HANDLES

PRICE EX.VAT

CIRCLIP PLIER SETS

- Available in 7" or 9"
- Manufactured from drop forged high carbon steel
- Black and polished finish
- Red rubber handles for comfortable gripping
- Used for both external and internal retaining clips


STORAGE CASE



STRAIGHT EXTERNAL



BENT NOSE EXTERNAL



STRAIGHT INTERNAL



BENT NOSE INTERNAL



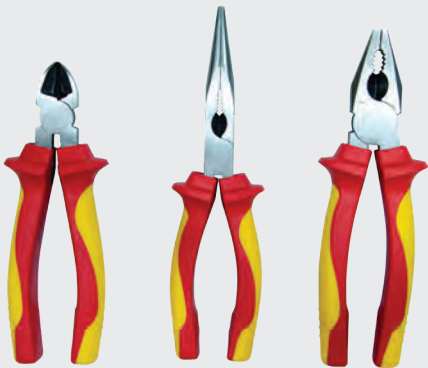
PRODUCT	SIZE	PRICE EX. VAT
JEFPLIC107-4	7"	
JEFPLIC109-04	9"	

3 PIECE VDE PLIER SET

JEFPLIVDES-03

- TPE handles & CR-V heads
 - VDE-approved: 1000V AC / 1500V DC
 - Manufactured to DIN EN IEC 60900
 - HRC55 - DIN 5749
- Includes:**

 - 8" Combination - 580N cutting force
 - 8" Long Nosed - 570N cutting force
 - 7" Side Cutting- 700N cutting force



PRICE EX.VAT

3 PIECE HIGH-VIS PLIER SET

JEFPLIGENH-03

- TPE handles & CR-V heads
 - HRC55 - DIN 5749
- Includes:**


 - 8" Combination - 580N cutting force
 - 8" Long-nosed - 570N cutting force
 - 7" Side-cutting 700N cutting force



PRICE EX.VAT

PLIERS & CUTTERS

Manufactured with Chrome Vanadium steel, these professional quality pliers are reliable and complete with comfort grip handles for improved handling.



	PRODUCT	DESCRIPTION	JAW LENGTH	OVERALL LENGTH	CUT CAPACITY (PIANO WIRE)	PRICE EX. VAT
1	JEFPLICOM07	7" Combination Pliers	38mm	7" / 180mm	2.0mm	
2	JEFPLICOM08	8" Combination Pliers	42mm	8" / 200mm	2.0mm	
3	JEFPLILNS06	6" Long Nosed Pliers	52mm	6" / 160mm	1.6mm	
4	JEFPLILNS08	8" Long Nosed Pliers	77mm	8" / 200mm	1.6mm	
5	JEFPLIDIA06	6" Diagonal Cutting Pliers	22mm	6" / 160mm	2.0mm	
6	JEFPLIEND07	7" End Cutting Pliers	32mm	7" / 180mm	2.0mm	
7	JEFPLIFEN0105	10.5" Fencing Pliers	25mm	10.5" / 266mm	3.0mm	



FENCE WIRE STRAINER

JEFFENTEN

Crafted from hardened and tempered carbon steel, this tool features a 600mm handle for superior leverage and a pivoting 'Durbar' steel foot that securely grips any post type while tensioning wire. Perfect for single-person operation, it accommodates wire up to 4mm in diameter.



PRICE EX.VAT

ONE PIECE FORGED STEEL HATCHET & HAMMERS

✓ ANTI-VIBRATION

✓ HIGH QUALITY CARBON STEEL

✓ NON-SLIP ERGONOMIC GRIP

- Single piece steel maximises driving force while minimising use fatigue
- Heat-treated and tempered for long-lasting performance
- Polypropelene rubber handle for non-slip grip
- Ergonomic handle for comfort
- Range includes hatchets, brick hammer, club hammers & claw hammers

200Z ONE PIECE FORGED HATCHET

JEFSHAC20

- Pre sharpened blade for fast precise cuts
- Precision balanced
- Dimensions: 350 x 125 x 30mm



PRICE EX.VAT

200Z ONE PIECE FORGED BRICK HAMMER

JEFSHBR20

- Precision ground chisel for accurate shaping of masonry
- Dimensions: 310 x 178 x 30mm



PRICE EX.VAT

ONE PIECE FORGED CLUB HAMMERS



PRODUCT	SIZE	DIMENSIONS	PRICE EX. VAT
JEFSHCB25	2.5lb	298 x 350 x 80mm	
JEFSHCB40	4.0lb	310 x 100 x 40mm	

ONE PIECE FORGED CLAW HAMMER

- Curved claw head for nail and pin removal



PRODUCT	SIZE	DIMENSIONS	PRICE EX. VAT
JEFSHCL16	16oz	325 x 128 x 30mm	
JEFSHCL20	20oz	345 x 142 x 33mm	

HICKORY HAMMERS

- Genuine American hickory handle, straight-grained without knots
- Suitable for use as a general-purpose hammer

DISCOVER
MORE



PROFESSIONAL

BALL PEIN



- Available in 24oz, 32oz or 40oz
- Suitable for use on cold chisels, punches, rivets and shaping metal

PRODUCT	SIZE	PRICE EX. VAT
JEFHCKBPH24	24oz	
JEFHCKBPH32	32oz	
JEFHCKBPH40	40oz	

CLUB



DISCOVER
MORE

- Available in 2.5lb or 4.0lb
- DIN6475, GS certification

PRODUCT	SIZE	PRICE EX. VAT
JEFHCKCLH2.5	2.5lb	
JEFHCKCLH4.0	4.0lb	

FIBREGLASS HANDLE BALL PEIN HAMMERS

- Rounded and usually used for shaping metal and closing rivets, the ball pein hammer is the most suitable for general use
- Shafts are glass-fibre and are fitted with rubber grips



PRODUCT	SIZE	PRICE EX. VAT
JEFHP24	24oz	
JEFHP32	32oz	
JEFHP40	40oz	

FIBREGLASS HANDLE SLEDGE HAMMERS

- Shafts are glass-fibre and fitted with rubber grips
- Swing like an axe for heavier jobs, such as driving in stakes and breaking up concrete, stone or masonry
- Use just the weight of the head for lighter jobs



PRODUCT	SIZE	PRICE EX. VAT
JEFHS4	4lb	
JEFHS7	7lb	
JEFHS10	10lb	
JEFHS12	12lb	
JEFHS14	14lb	

FIBREGLASS HANDLE CLAW HAMMERS

- The most popular type of hammer for general work, fitted with a glass-fibre shaft and rubber grips
- The claw can be used to lever up floorboards or other jobs where a lever is required



PRODUCT	SIZE	PRICE EX. VAT
JEFHC16	16oz	
JEFHC20	20oz	

FIBREGLASS HANDLE CLUB HAMMERS

- Sometimes called a lump hammer, it has a double faced head, and is useful for light demolition work, driving steel chisels and masonry nails
- As debris is likely to fly, the wearing of safety glasses and working gloves is recommended



PRODUCT	SIZE	PRICE EX. VAT
JEFHC25	2.5lb	
JEFHC4	4lb	

RUBBER MALLETS

- All purpose mallet ideal for use in automotive, industrial and DIY environments
- Durable fibreglass handle
- Head Weight: 2lb
- Length: 270mm



WHITE RUBBER MALLET LEAVES NO VISIBLE MARKS WHEN STRIKING OR TAPPING; IDEAL FOR USE ON OUR PVC GARAGE TILES

PRODUCT	COLOUR	PRICE EX. VAT
JEFMALRUB02	Black	
JEFMALRUB02-W	White	

1KG DEAD BLOW HAMMER

JEFHDBL10

- Black SBR high quality rubber
- Oil proof
- Cold endurance
- Steel beads inside of head
- Length: 350mm



PRICE EX. VAT

FIBREGLASS HANDLE 6.5LB MAUL AXE

JEFHAM3

- Head Weight: 6.5lb / 3.0kg
- Handle Length: 825mm



825MM

PRICE EX. VAT

FIBREGLASS HANDLE 4.5LB FELLING AXE

JEFHA45

- Head Weight: 4.5lb / 2.0kg
- Handle Length: 820mm



820MM

PRICE EX. VAT

FIBREGLASS HANDLE 1.25LB HATCHET

JEFHA125

- Head Weight: 1.25lb / 0.6kg
- Handle Length: 320mm



320MM

PRICE EX. VAT

NEW! PLASTERING TOOLS

TROWELS


FEATURES

- ★ High carbon steel
- ★ Soft grip TPR handle

8 x 4" MIDGET

JEFTRWL02

★ 203 x 102mm




PRICE EX.VAT

11 x 4.5"

JEFTRWL01

★ 280 x 115mm




PRICE EX.VAT

14 x 4"

JEFTRWL03

★ 356 x 102mm




PRICE EX.VAT

18 x 4"

JEFTRWL05

★ 457 x 102mm




PRICE EX.VAT

16 x 4.5" FLOORING TROWEL

JEFTRWL04

★ 406 x 115mm



PRICE EX.VAT

7" GAUGING TROWEL

JEFTRWL06

★ 178mm



PRICE EX.VAT

5.5" BUCKET TROWEL

JEFTRWL07

★ 140mm



PRICE EX.VAT

10" PHILADELPHIA BRICK TROWEL

JEFTRWL08

★ 254mm



PRICE EX.VAT

12 X 16MM BRICK JOINTER

JEFTRWL09

- ★ Pre-chamfered hardened edges
- ★ Double ended
- ★ Shaped for easy application



PRICE EX.VAT

330 X 330MM ALUMINIUM HAWK

JEFTRWL10

SOFT GRIP TPR HANDLE



PRICE EX.VAT

280 X 140MM POLYURETHANE FLOAT

JEFTRWL11

- ★ Lightweight & strong one piece structure
- ★ 11 x 5.5"



PRICE EX.VAT

4 PIECE PRY BAR SET

JEFBARPS04

- Manufactured from drop forged Cr-V tempered steel
 - Blackened finish for improved durability
 - Classic handles with comfortable contoured grip
 - Fabricated using impact resistant materials
- Includes:**
- 200mm
 - 300mm
 - 450mm
 - 600mm

CR-V



PRICE EX.VAT

HEAVY DUTY 4 PIECE HAMMER CAP PRY BAR SET

JEFBARPS04HD

- Heavy-duty, angled shafts, manufactured from Chrome Molybdenum steel with blackened finish
 - Each fitted with textured comfort grip handle and hammer cap
- Size x length:**
- 6 x 200mm
 - 8 x 300mm
 - 11 x 460mm
 - 11 x 610mm



PRICE EX.VAT

36" JUMBO PRY BAR - 25° OFFSET

JEFBARPR36

- Hardened steel with powder coated finish



PRICE EX.VAT

HEAVY DUTY JUMBO PRY BARS - 30° OFFSET

1

2



	PRODUCT	SIZE	PRICE EX. VAT
1	JEFBARP36HD	36"	
2	JEFBARP48HD	48"	

HEAVY DUTY JUMBO 4 PIECE PRY BAR SET

JEFBARPS04J

- Sizes:**
- 16 x 900mm (Straight)
 - 16 x 900mm (30°)
 - 16 x 600mm (70°)
 - 16 x 600mm (90°)



PRICE EX.VAT

60" BENT DIGGING BAR

JEFBARDG60

- Hardened and tempered steel bar
- Powder coated finish
- Angled chisel end and square point end
- Size x length: 25 x 1500mm



SQUARE POINT END

ANGLED CHISEL END

PRICE EX.VAT

TUNDRA 3 PIECE CHISEL & BOLSTER SET

TUNCHIBOLO3

- Heat treated drop forged carbon steel
 - Powder-coated finish with polished tips
- Includes:**

 - 25 x 254mm Flat cold chisel
 - 60 x 216mm electrician's chisel
 - 75 x 254mm Brick bolster



TUNDRA FLAT PRY BARS

- Available in sizes 12", 15" and 18"
- Heat treated drop forged carbon steel



INDUSTRIAL



	PRODUCT	SIZE	PRICE EX. VAT
1	TUNBARPRF12	12"	
2	TUNBARPRF15	15"	
3	TUNBARPRF18	18"	

TUNDRA GOOSENECK WRECKING BARS

- Available in 18" x 5/8" and 24" x 3/4"
- Heat treated drop forged carbon steel
- Powder-coated finish with polished tips



TUNDRA 3 PIECE WRECKING BAR SET

TUNBARWR03HD

- Heat treated drop forged carbon steel
- Powder-coated finish with polished tips

Includes:

- 14" (356 x 22 x 13mm)
- 24" (610 x 30 x 17mm)
- 36" (915 x 30 x 17mm)



TUNDRA 5 PIECE PRY BAR SET

TUNBARPRY05

- Heat treated drop forged carbon steel
 - Powder-coated finish with powdered tips
- Includes:**

 - 12" x 1/2" Gooseneck wrecking bar
 - 18" x 5/8" Gooseneck wrecking bar
 - 24" x 3/4" Aligning bar
 - 15" Flat pry bar
 - 7" Flat pry bar



STEEL HEAD BOLT CUTTERS

- Powder-coated steel tubular handle
- Comfortable rubber grips
- Adjustable cutting edge
- Chrome vanadium steel head

CR-V



PRODUCT	SIZE	PRICE EX. VAT
JEFBCT350	14"	
JEFBCT450	18"	
JEFBCT600	24"	
JEFBCT750	30"	
JEFBCT900	36"	

DROP FORGED BOLT CUTTERS

- Drop-forged steel handle
- Adjustable jaws
- Alloy steel blade
- Chrome molybdenum steel head

Cr-Mo
chromoly

INDUSTRIAL



PRODUCT	SIZE	PRICE EX. VAT
JEFBCT350F	14"	
JEFBCT450F	18"	
JEFBCT600F	24"	
JEFBCT750F	30"	
JEFBCT900F	36"	

LONG NOSED VICE GRIPS

- Available in 7" or 9"



CR-V

PRODUCT	SIZE	PRICE EX. VAT
JEFAGP07LN	7"	
JEFAGP09LN	9"	

CURVED JAW VICE GRIPS

- Available in 5", 7" or 10"
- Wire cutter



CR-V

PRODUCT	SIZE	PRICE EX. VAT
JEFAGP05C	5"	
JEFAGP07C	7"	
JEFAGP10C	10"	

10" STRAIGHT JAWED VICE GRIPS

JEFAGP10S



CR-V

PRICE EX.VAT

TUFFGRIP SPRING CLAMPS

SOLD IN PACKS OF 4

- Adjustable protective cushions
- Robust plastic frame
- Contoured handles provide a comfortable grip



PRODUCT	CLAMP CAPACITY	CLAMP LENGTH	CLAMPING FORCE	PRICE EX. VAT
JEFCLTFSP02-04	2"	4.5"	120N	
JEFCLTFSP03-04	3"	7"	150N	

11" C-CLAMP WITH SWIVEL PADS

JEFAGP11LC

SWIVEL PADS ALLOW
FOR POSITIONING ON
UNEVEN SURFACES

PRICE EX.VAT

10" WELDING CLAMP

JEFAGP10WC



PRICE EX.VAT

NEW!

**CASSETTE
CABLE REELS**



PAGE 144

INDUSTRIAL F-CLAMPS

RATCHET TYPE

8,000N MAX.
CLAMP CAPACITY25MM
WIDE12MM
THICK

PRODUCT	SIZE	PRICE EX. VAT
JEFCLR10	10"	
JEFCLR12	12" (25 x 12mm)	

WIDER THROAT CAPACITY
THAN G-CLAMPS

INDUSTRIAL

SCREW TYPE

12,000N MAX.
CLAMP CAPACITY30MM
WIDE12MM
THICK

PRODUCT	SIZE	PRICE EX. VAT
JEFCLF10	10" (30 x 12mm)	
JEFCLF12	12"	
JEFCLF24	24"	
JEFCLF32	32"	
JEFCLF40	40"	

HEAVY DUTY G-CLAMPS

Two types of Heavy Duty G-Clamps are available within the Jefferson range - the coarse thread and a finer variety for those jobs which require a higher degree of control over the clamping force.

COARSE
THREAD

PRODUCT	SIZE	PRICE EX. VAT
JEFCLGCT04	4"	
JEFCLGCT06	6"	
JEFCLGCT08	8"	
JEFCLGCT10	10"	
JEFCLGCT12	12"	

TUFFGRIP BAR CLAMP & SPREADER



- Soft TPU cushions
- Heavy duty steel rail
- Comfortable nylon leverage handle
- Quick release trigger
- Easy switch between clamp and spreader mode

PRODUCT	LENGTH	CAPACITY	CLAMPING FORCE	PRICE EX. VAT
JEFCLTFBR150	150mm / 6"	80 x 150mm	1350N	
JEFCLTFBR300	300mm / 12"	80 x 300mm	1350N	
JEFCLTFBR450	450mm / 18"	80 x 450mm	1350N	
JEFCLTFBR600	600mm / 24"	80 x 600mm	1350N	

G-CLAMPS


COARSE
THREAD

Our range of coarse thread, light trade G-Clamps are manufactured from drop forged steel and complete with tommy bar handle and swivel shoe. For use on a variety of materials.

PRODUCT	SIZE	PRICE EX. VAT
JEFCLGLTCT04	4"	
JEFCLGLTCT06	6"	
JEFCLGLTCT08	8"	

TUNDRA T BAR CLAMPS


- Designed for clamping large section workpieces
- Ideal for woodworking, particularly joinery work and other fabrication tasks where assembly is required
- Cast iron head and slides
- Steel T-bar handle with pin



INDUSTRIAL

PRODUCT	DESCRIPTION	CAPACITY	CLAMPING FORCE	PRICE EX. VAT
TUNTS136-48	Tundra 48" T Bar Clamp	48"	9806N	
TUNTS136-54	Tundra 54" T Bar Clamp	54"	9806N	
TUNTS136-78	Tundra 78" T Bar Clamp	78"	9806N	
TUNTS136-EXT48	Tundra T Bar 48" Extension Bar	48"	-	

DRILL PRESS VICES



Ideal for use on surface grinders and pillar drills, all our Jefferson drill presses come with serrated jaws for easy gripping and pre drilled holes for bench mounting.



USE WITH OUR BENCH & PILLAR DRILLS
- PAGES 59 & 60

PRODUCT	SIZE	JAW WIDTH	JAW OPENING	DIMENSIONS	WEIGHT	PRICE EX. VAT
JEFDPV4	4"	100mm	98mm	180 x 70 x 230mm	2.8kg	
JEFDPV5	5"	125mm	128mm	210 x 70 x 190mm	5.0kg	
JEFDPV6	6"	150mm	157mm	240 x 80 x 230mm	7.2kg	

LIGHT TRADE BENCH VICES




- Cast Iron body
- EN9 Steel jaws
- 1 Tonne clamping capacity
- Multi-purpose ideal for various light trade duties
- Roll threaded for fluid tightening and loosening motion
- Featuring robust anvil working surface
- Pre-drilled holes for bench mounting

PRODUCT	SIZE	JAW WIDTH	JAW OPENING	DIMENSIONS	WEIGHT	PRICE EX. VAT
JEFBV4-LT	4"	100mm	100mm	280 x 140 x 155mm	7.70kg	
JEFBV5-LT	5"	135mm	125mm	350 x 165 x 170mm	12.0kg	
JEFBV6-LT	6"	155mm	150mm	370 x 171 x 175mm	13.5kg	
JEFBV8-LT	8"	205mm	200mm	457 x 203 x 203mm	20.0kg	



HEAVY DUTY BENCH VICES



Our heavy duty, cast iron bench vices are complete with serrated jaws for easy gripping and pre-drilled holes for bench mounting. They offer smooth and fast operation with a robust lever and grey iron castings that are manufactured to resist distortion under pressure. Ideal for workshops, machinery and engineering applications.



2
YEAR
WARRANTY

PRODUCT	SIZE	JAW WIDTH	JAW OPENING	DIMENSIONS	WEIGHT	PRICE EX. VAT
JEFBV4	4"	100mm	137mm	350 x 160 x 160mm	9.25kg	
JEFBV5	5"	125mm	183mm	440 x 190 x 200mm	16.0kg	
JEFBV6	6"	150mm	173mm	520 x 220 x 230mm	23.5kg	
JEFBV8	8"	200mm	200mm	600 x 250 x 280mm	37.5kg	


**BEST
SELLER**



5" PIPE VICE

JEFBV5LGT

- Built-in pipe jaws
- Serrated Jaws for easy gripping
- Comes with pre-drilled holes for bench-mounting
- Jaw Width: 125mm
- Jaw Opening: 125mm
- Weight: 15.0kg
- Dimensions: 420 x 230 x 200mm




PRICE EX.VAT

6" FABRICATED STEEL VICE

JEFBVFS6

- Built-in pipe jaws
- Serrated Jaws for easy gripping
- Comes with pre-drilled holes for bench-mounting
- Jaw Width: 150mm
- Jaw Opening: 190mm
- Weight: 22kg
- Dimensions: 520 x 220 x 230mm



PRICE EX.VAT

6.5" DUCTILE IRON BENCH VICE

JEFBVDI65

Ductile Iron, also known as Spheroidal Graphite Iron, was developed over 60 years ago in the USA, while most varieties of cast iron are brittle, Ductile Iron has much more impact and fatigue resistance due to its nodular graphite inclusions.

- Jaw Width: 100mm
- Jaw Opening: 137mm
- Weight: 32.2kg
- Dimensions: 350 x 160 x 160mm




PRICE EX.VAT

8" DUCTILE IRON BENCH VICE

JEFBVDI80QR

- Quick release jaws
- 360 swivel base with locking lever
- Fixed pipe jaws
- Large anvil
- Jaw Width: 200mm
- Jaw Opening: 254mm
- Weight: 32.7kg
- Dimensions: 680 x 280 x 320mm



BUILT IN PIPE
VICE GRIPS

PRICE EX.VAT

4 PIECE WOOD CHISEL SET

JEFCHIWD-04

- Chrome Vanadium steel blades
- Soft grip handles
- Durable metal striking caps
- Sizes:
 - 6mm / 1/4"
 - 12mm / 1/2"
 - 19mm / 3/4"
 - 25mm / 1"



PRICE EX.VAT

CR-V

7 PIECE FLAT CHISEL SET

JEFCHIFLT-07

- Ideal for cutting rivets, bolts and nuts
- High carbon steel
- Hex shank
- Includes roll-up storage pouch

Includes:

- 1/4"
- 5/16"
- 3/8"
- 1/2"
- 5/8"
- 3/4"
- 7/8"



PRICE EX.VAT

COLD CHISELS

- Available in 1/2", 5/8", 3/4", 7/8"
- For cutting and shearing hard materials such as metal and masonry
- Chrome Vanadium steel with black-oxide protective coating
- Soft non-slip hand grips
- Protective hand guards
- Durable striking caps



PRODUCT	SIZE	PRICE EX. VAT
JEFCHIP01-2	1/2"	
JEFCHIP05-8	5/8"	
JEFCHIP03-4	3/4"	
JEFCHIP07-8	7/8"	

CR-V

16 PIECE ENGINEERING FILE SET

JEFENGFI-16

- Second cut
- Needle files: high grade alloy steel
- Engineer files: T12 steel
- Handle material: PP & TPR
- Complete with carry case

Includes:

- 12x 4" Needle files:
 - 2x equalling
 - 2x flat
 - 1x barette
 - 1x knife
 - 1x round
 - 1x half round
- 4x 8" Engineering files:
 - 1x triangle
 - 1x half round
 - 1x round
 - 1x flat
- 1x square
- 1x crossing
- 1x oval
- 1x triangle

ENGINEERING FILES



NEEDLE FILES



PRICE EX.VAT

PRICE EX.VAT

7 PIECE CHAINSAW SHARPENING KIT

JEFSHRCSW-07

- Wooden, ergonomic handle
- High quality durable steel
- Complete with roll-up storage pouch
- File guide holder maintains correct angle for round files
- Depth gauge to maintain chain depth guides at correct heights

Includes:

- 3x round files: 5/32", 3/16", 7/32"
- 1x flat file
- 1x hard handle
- File guide holder
- Depth gauge



PRICE EX.VAT

5 PIECE 8" ENGINEERING FILE SET

JEFENGFI-05

- Manufactured from heavy-duty hardened and tempered high-carbon steel
- Treated with rust preventative oil to provide a tough protective finish
- Ideal for filing flat surfaces, sharp corners and shoulders as well as for deburring
- Ergonomic soft-handle design for a comfortable grip
- Second cut



PRICE EX.VAT

CENTRE PUNCHES

- Available in 1/4", 5/16", 3/8", 1/2"
- For piercing or marking for starting drills in metals and other hard materials
- Chrome Vanadium steel (CR-V) with black-oxide protective-coating
- Durable striking caps
- Soft non-slip hand-grips
- Protective hand guards



PRODUCT	SIZE	PRICE EX. VAT
JFECENP01-4	1/4"	
JFECENP05-16	5/16"	
JFECENP03-8	3/8"	
JFECENP01-2	1/2"	

CR-V

TAPER PUNCHES

- Available in 1/8", 3/16" & 1/4"
- Designed for loosening and driving pins or aligning existing holes
- Chrome Vanadium steel with black-oxide protective coating
- Soft non-slip hand grips
- Protective hand guards
- Durable striking caps



PRODUCT	SIZE	PRICE EX. VAT
JEFTAPP01-8	1/8"	
JEFTAPP03-16	3/16"	
JEFTAPP01-4	1/4"	

CR-V

PIN PUNCHES

- Available in 1/8", 3/16" & 1/4"
- Designed for loosening and driving pins
- Chrome Vanadium steel with black-oxide protective coating
- Soft non-slip hand grips
- Protective hand guards
- Durable striking caps




PRODUCT	SIZE	PRICE EX. VAT
JEFPINP01-8	1/8"	
JEFPINP03-16	3/16"	
JEFPINP01-4	1/4"	

CR-V

6 PIECE PARALLEL PIN PUNCH SET

JEFPPPS06

- 150mm steel shafts
- 1 x 1/8" / 3mm
- 1 x 5/32" / 4mm
- 1 x 3/16" / 5mm
- 1 x 1/4" / 6mm
- 1 x 9/32" / 7mm
- 1 x 5/16" / 8mm




PRICE EX.VAT

5 PIECE EXTRA LONG PARALLEL PIN PUNCH SET

JEFPPPS05EL

- 205mm steel shafts
- 1 x 1/8" / 3mm
- 1 x 3/16" / 5mm
- 1 x 1/4" / 6mm
- 1 x 5/16" / 8mm
- 1 x 3/8" / 10mm



PRICE EX.VAT


12 PIECE CHISEL & PUNCH SET

JEFCHIPUNS-12

- High-carbon steel for corrosion resistance
- Black finish
- Complete with storage case

Includes:

- 2x centre punches: 1/4", 5/16"
- 1x taper punch: 3/32"
- 3x cold chisels: 3/8", 1/2", 5/8"
- 6x pin punches: 5/16", 1/4", 3/16", 5/32", 1/8", 3/32"



PRICE EX.VAT

16 PIECE CHISEL AND PUNCH SET

JEFCHIPUNS-16

- Sand blasted carbon steel
- Set Includes:
 - 3 x Pin Punch: 1/8", 3/16", 1/4"
 - 3 x Taper Punch: 1/8", 3/16", 1/4"
 - 3 x Center Punch: 5/16", 3/8", 1/2"
 - 5 x Cold Chisel: 5/16", 1/2", 5/8", 3/4", 7/8"
 - 2 x Line-up Punch: 3/16", 1/4"



INCLUDES STORAGE POUCH



PRICE EX.VAT

HEAVY DUTY LAZY TONG RIVETER

JEFRIVLT01

- Supplied with five nozzle sizes:
2.4mm (3/32")
3.2mm (1/8")
4mm (5/32")
4.8mm (3/16")
6.4mm (1/4")
- Supplied with spanner
- Die cast head with steel jaw case and three-piece jaws
- For use with blind aluminum, steel and stainless steel rivets
- Suitable for repetitive riveting tasks 820mm extended length



PRICE EX.VAT



10" HAND RIVETER

JEFRIVHND10

- Aluminium body, steel handles with PVC grips
- Includes 4 nozzles & adjustment spanner

Suitable for blind rivets of the following capacity:

- Stainless steel:
2.4mm (3/32")
3.2mm (1/8")
4.0mm (5/32")
- Aluminium:
4.8mm (3/16")



PRICE EX.VAT

21" DOUBLE HAND RIVETER

JEFRIVHND21D

- Heavy duty and durable construction
- Twin steel handle with ergonomic PVC grips provide excellent leverage
- Spent mandrels are collected in the plastic container for safety & ease of disposal
- Includes 5 nozzles & adjustment spanner

Suitable for aluminium & stainless steel blind rivets of the following capacity:

- 3.2mm (1/8")
- 4.0mm (5/32")
- 4.8mm (3/16")
- 6.0mm (8/32")
- 6.4mm (1/4")



PRICE EX.VAT



310ML CAULKING GUN

JEFGUNCLK310

- Non-drip function
- Powder metal drive plate
- Pushing Power: 1600N
- Black heat treated pushing bar
- Aluminium handle & trigger
- Thrust Ratio: 7:1
- Includes nozzle cleaner
- Cartridge: 310ml



PRICE EX.VAT

3 PIECE GENERAL PURPOSE PAINT BRUSH SET

JEFPNTBSG-03

- Pure bristles square cut ends
- Includes: 1", 1½" and 2" brushes



PRICE EX.VAT

400ML HEAVY DUTY CAULKING GUN

JEFGUNCLK400-HD

- Non-drip function
- Black heat treated triple hardened pushing bar
- Quick-release with hook end
- Aluminium handle & trigger
- Pushing Power: 4000N
- Thrust Ratio: 18:1
- Cartridge: 400ml

TRIPLE HARDENED
PUSHING ROD

LAMINATED DRIVE
PLATES TO PROTECT
PUSHING BAR



PRICE EX.VAT

6 PIECE GENERAL PURPOSE PAINT BRUSH SET

JEFPNTBSG-06

- Pure bristles square cut ends
- Includes: 1x ½", 2x 1", 2x 1½" & 1x 2" brushes



PRICE EX.VAT

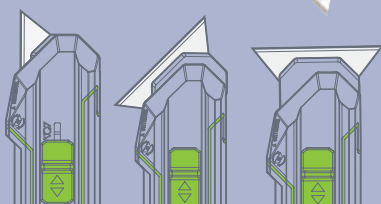
NEW! KNIVES & BLADES

SCRAPER & UTILITY KNIFE

JEKFCSPUT

FEATURES

- ★ 3 functions: utility, 45°, scraper
- ★ 5x spare blades
- ★ Lanyard hole & paint can opener
- ★ Zinc metal body



PRICE EX.VAT

UTILITY BLADE DISPENSER

JEKFBBD-N

- ★ Blade length: 61mm
- ★ Blade thickness: 0.65mm
- ★ Blade height: 19mm
- ★ Safely release one blade at a time

COMPATIBLE WITH
JEKFCSPUT



PRICE EX.VAT

UTILITY KNIFE BLADES (PACK OF 10)

JEKFBUT10-N

- ★ Compatible with JEFKFCSPUT



PRICE EX.VAT


SAFETY BOX CUTTER

JEKFSBC

- Quickly & safely cuts strapping, tape, cardboard, wrapping & film
- Durable plastic body with both concealed & protruding blade
- Hi-visibility design for easy identification
- Ergonomic soft touch grip for comfortable control
- Including lanyard eyelet for convenient fixing to belt loop or tool belt



2 BLADES FOR SAFELY CUTTING STRAPPING, CARDBOARD, TAPE, WRAPPING & FILM



PRICE EX.VAT

UTILITY BLADE (PACK OF 10)

JEKFBUT10

- Blade length: 61mm
- Blade thickness: 0.65mm
- Blade height: 19mm
- Pack of 10



PRICE EX.VAT

SNAP OFF BLADE (PACK OF 10)

JEKFBOS10

- Blade height: 18mm
- Each blade has 7 snap off cells
- Pack of 10



PRICE EX.VAT

UTILITY KNIVES

- 3-position retractable blade mechanism
- Robust die-cast housing
- Interlocking nose to hold blade securely
- Available in white, high visibility green or orange



PRODUCT	COLOUR	PRICE EX. VAT
JEKFBUT-O	Orange	
JEKFBUT	White	
JEKFBUT-G	High-vis Green	

AUTO RETRACTING SAFETY KNIFE

JEKFNSA

- Extra-safe, automatically retracting blade
- Interlock nose for blade security



PRICE EX.VAT

MINI FOLDING UTILITY KNIFE

JEFKFMIFD

- Compact design with safe lock-back function
- Zinc handle and soft TPR grip
- Easy-change blade mechanism



DISCOVER MORE
ON THE RANGE



PRICE EX.VAT

ZINC UTILITY KNIFE

JEFKFZUTI

- Hardened zinc housing
- Soft-touch TPR grip
- Quick change blade mechanism
- Includes 10 spare blades



PRICE EX.VAT

2 PIECE FOLDING & UTILITY KNIFE SET

BLADE STORAGE IN UTILITY KNIFE

JEFKFFDUT02

- Includes utility knife, folding knife and 20 spare blades
- Folding knife:
 - Head material: zinc alloy
 - Handle material: nylon and fibreglass
- Utility knife housing material: nylon and fibreglass



PRICE EX.VAT

SPRING ASSIST FOLDING KNIFE

JEFKFZAFD

- Spring assist actuation button
- Hardened zinc housing and handle
- Soft-touch TPR grip
- Safe lock-back design
- Quick change blade mechanism
- Includes 3 blade in knife, plus an additional 5 blades



PRICE EX.VAT

SNAP OFF CUTTERS & BLADES

- Available in 9mm and 18mm
- Includes 3 blades
- ABS plastic housing
- Retractable for easy and convenient storage
- Carbon steel blade



9MM

JEFKFS0C09

- Includes 3x 9 x 80mm blades

PRICE EX.VAT



COMPATIBLE BLADES

JEFKFS0B09-10

- 12x snap off sections per blade

PRICE EX.VAT



18MM

JEFKFS0C18

- Includes 3x 18 x 100mm blades

COMPATIBLE WITH JEFKFS010

PRICE EX.VAT

38MM RAZOR BLADE SCRAPER

JEFRBSCRPO38

- Retractable blade for safety and a non-slip soft grip on the body
- Includes 1.5" (38mm) blade
- Spare blades available (JEFRBDIS038-10)



PRICE EX.VAT

COMPATIBLE BLADES

JEFRBDIS038-10

- Compatible blades for the JEFRBSCRPO38



PRICE EX.VAT

WOODEN HANDLE SCRAPERS


- Decorators scraper with 38mm / 50mm / 76mm wide knife
- Tempered blade that extends through the handle in one piece
- Hardwood handle complete with hanging hole



1



2



3

	PRODUCT	SIZE	PRICE EX. VAT
1	JEFSCRPO38	38mm	
2	JEFSCRPO50	50mm	
3	JEFSCRPO76	76mm	

HACKSAWS

- 24 Teeth per inch
- Soft grip handle design

6" JUNIOR HACKSAW

JEFHCSAW06-MN01

- 65MN Steel
- Cutting Angles: 90°, 45°



PRICE EX.VAT

12" HACKSAW

JEFHCSAW12-CS01

- High Carbon Steel
- Cutting Angles: 90°, 0°



PROFESSIONAL

PRICE EX.VAT

HIGH-VIS HACKSAWS

- 24 Teeth per inch
- Soft grip handle design

6"

JEFHCSHV06-MN02



- 6" / 150mm adjustable blade
- 65Mn Steel

PRICE EX.VAT

12"

JEFHCSHV12-BM01



- 12" / 300mm blade
- 90° / 45° cut angles
- Bi-metal steel

PRICE EX.VAT



DISCOVER MORE

PROFESSIONAL

5M MEASURING TAPE

JEFTM050DB

- Plastic body measuring tape with soft rubber grip for greater comfort, superior grip and ease of use
- Auto return mechanism
- Blade is marked with metric and imperial graduations
- Blade Width: 19mm



19MM BLADE WIDTH



PRICE EX.VAT

NEW!
HOSE CLIPS



PAGE 20

PROFESSIONAL NYLON COATED MEASURING TAPES

- Manufactured, tested and certified in accordance with MID 2014/32/EU, UKCA compliant
- Rubber outer casing for comfort and added protection
- Smooth-action system provides reliable hold and easy blade retraction
- Riveted hook for strength and durability
- Anti-corrosion nylon coated blade surface gives lasting performance and additional strength when tape is extended

PROFESSIONAL



NYLON COATED

CLASS II



	PRODUCT	SIZE	COLOUR	BLADE WIDTH	PRICE EX. VAT
1	JEFTM050NC-G	5m	Green	19mm	
	JEFTM080NC-G	8m	Green	25mm	
	JEFTM050NC	5m	Grey	19mm	
2	JEFTM080NC	8m	Grey	25mm	

TUFFLOCK MEASURING TAPES

The Jefferson TuffLock measuring tapes are unapologetically named, due to its sturdy construction and industrial magnetic blade tips, both of which give it the added reliability you need to complete those larger tasks.

- Available in 5m, 8m, & 10m
- Anti-corrosive nylon coated blade surface for long lasting performance and extra strength when tape is extended
- Rubber outer casing for comfort and added protection
- Smooth-action locking system provides reliable hold and easy blade retraction
- MID / MIR tested and approved

CLASS II



NYLON COATED

INDUSTRIAL

tufflock™



	PRODUCT	SIZE	PRICE EX. VAT
1	JEFTM050TLK	5m	
2	JEFTM080TLK	8m	
3	JEFTM100NC	10m	

50M STEEL MEASURING TAPE

JEFTM500ST

- Blade Length: 50m
- Blade Width: 12.5mm
- Rubber moulded, impact-resistant & durable body
- 3x Fast Retracting 50m Steel Blade
- Class II Metric Scale
- Complete with rubber hanging strap and fold away winding handle



CLASS II



RUBBER HANGING STRAP



STEEL TAPE

PRICE EX.VAT

FIBREGLASS MEASURING TAPES



- Available in 30m, 50m & 100m
- Plastic body measuring tapes with soft rubber grip for greater comfort and ease of use
- Impact resistant and durable body
- 3x Fast retracting centre wheel
- Class III metric and imperial scale
- Steel hook
- Tape width: 13mm

	PRODUCT	SIZE	PRICE EX. VAT
1	JEFTM300FG	30m	
2	JEFTM500FG	50m	
3	JEFTM1000FG	100m	

STAINLESS STEEL RULERS

- High quality stainless steel ruler with metric and imperial graduations
- 100cm ruler width: 32mm
- 30cm ruler width: 25mm
- 15cm ruler width: 18mm



	PRODUCT	SIZE	PRICE EX. VAT
1	JEFRULESS015	15cm	
2	JEFRULESS030	30cm	
3	JEFRULESS100	100cm	

VERNIER CALIPER

JEFCALV150

- Manufactured using tempered and hardened non-corrosive stainless steel to ensure longevity and durability
- Strong mono block locking mechanism
- Metric scale graduates in 0.02mm
- Ranging between 0 - 150mm
- Supplied in a storage case



PRICE EX.VAT

400MM DIGITAL ANGLE RULE

JEFDANGR200

- Ideal for finding angles in tight spots, helping you save time and improve accuracy with a lock angle feature
- Includes a built-in reverse angle function for added versatility and convenience
- Durable stainless steel
- Ruler length: 400mm
- Length Range: 200mm / 7"
- Angle Range: 0-360°
- Resolution: 0.05°
- Accuracy: $\pm 0.3^\circ$
- Repeatability: 0.05°
- Battery Type: 3V CR2032




PRICE EX.VAT

DIGITAL VERNIER CALIPER

JEFCALD150

- Hardened, tempered stainless steel with satin finish
- LCD easy-read display
- Metric and Imperial scale with conversion function button
- Zero reset button allows for comparative measurements
- Supplied in storage case
- Range / Capacity: 0-150mm / 0-6"
- Resolution: 0.01mm / 0.0005"
- Accuracy: $\pm 0.03\text{mm}/0.0015"$
- Repeatability: $\pm 0.01\text{mm}/0.0005"$
- Battery Type: 3V CR-2032 Lithium Button Cell
- Measuring system: Linear capacitive



PRICE EX.VAT

DIGITAL MEASURING WHEEL

JEFDMWHL-DF

- Foldable frame to effortlessly fit into supplied backpack
- Central arrow to find a more accurate calculation
- LCD digital screen
- Hold function to prevent deviation
- Save and store up to 5 datas, with a memory function to view
- One key to reset
- Strong spring stand
- Double folding joints
- Thick tyre treads suitable for construction sites, schools, stadiums, gardens, roads, golf courses, trails and other industries
- ABS material for effortless folding
- Ideal for using on rock, gravel, wood, carpet, silt/soil, grass etc.
- Digital display units: ft, in, m, cm
- Measures to: 10,000ft/m



COLLAPSIBLE DESIGN

DIGITAL DISPLAY UNITS:
FT, M, CM

PRICE EX.VAT

10KM METRIC MEASURING WHEEL

JEFDMWHL

- Compact, easily folded and carried
- Lightweight and durable design
- Class III metric measuring scale with counter reading up to 9999.9m
- Instant zero reset
- Smooth running rubber wheels
- Forward and reverse distance measuring
- Suitable for building trade, contractors, agricultural, property planners and accident investigation
- Wheel diameter: 318mm
- Measures to (by cm): 9999.9m
- Weight: 1.3 kg

SUPPLIED WITH
SUPPORT STAND AND
CANVAS CARRY BAG

COLLAPSIBLE DESIGN

PRICE EX.VAT

BOX SPIRIT LEVELS

PROTECTIVE
RUBBER END CAPS

- Professional spirit levels with 3 leakproof vials for 45°, 90° & 180° measurements
- Tough and durable hi-vis frames
- Shock-absorbing protective rubber end caps and handy hanging holes



3 LEAKPROOF VIALS

	PRODUCT	SIZE	PRICE EX. VAT
1	JEFLEVSPB0600	600mm	
2	JEFLEVSPB0900	900mm	
3	JEFLEVSPB1200	1200mm	
4	JEFLEVSPB1800	1800mm	

PRODUCT SPOTLIGHT

SPIRIT LEVEL SETS

4 PIECE BOX SPIRIT LEVEL SET

JEFLEVSPSET04

- ★ Professional spirit levels with 3 leakproof vials for 45°, 90° and 180° measurements
- ★ Tough and durable hi-vis frames
- ★ Shock-absorbing protective rubber end caps and handy hanging holes

Includes:

- ★ 230mm
- ★ 600mm
- ★ 1200mm
- ★ 1800mm



COMPLETE WITH NYLON STORAGE BAG



PRICE EX.VAT

3 PIECE MAGNETIC BOX SPIRIT LEVEL SET

JEFLEVSPSET03MB

- ★ Magnetic base
- ★ Handy hanging holes
- ★ Shock absorbing end caps
- ★ Double milled surface
- ★ 2x grip handles

Includes:

- ★ 230mm: 90° & 180° vials
- ★ 600mm: 45°, 90° & 180° vials
- ★ 1200mm: 45°, 90° & 180° vials



230MM WITH 90° AND 180° VIALS



DOUBLE MILLED SURFACE



COMPLETE WITH NYLON STORAGE BAG

PRICE EX.VAT

230MM TORPEDO BOX SPIRIT LEVEL WITH SIDE VIEW

JEFLEVSPB0230SV

- 3 vials: 45°, 90°, 180°
- Magnetic base
- Handy hanging holes
- Shock absorbing end caps
- Double milled surface
- 2x grip handles



PRICE EX.VAT

230MM TORPEDO SPIRIT LEVEL

JEFLEVSP0230

- 3 vials for 45°, 90° and 180° measurements
- Tough and durable cast frame
- Protective end caps

MAGNETIC BASE



PRICE EX.VAT

COMBINATION SQUARES

- High quality stainless steel blade
- Strong and deeply etched markings
- Durable zinc alloy die-cast squares
- Working surface scribe included

12" COMBINATION SQUARE

JEFCOMSQ030



PRICE EX.VAT




DISCOVER MORE

12" COMBINATION SQUARE SET


JEFCOMSQ030-3PS

- Protractor for marking angles
- Centre head for round objects



PRICE EX.VAT

ADJUSTABLE QUICK SQUARES

QUICK & ACCURATE
MARKINGS &
MEASUREMENTSHEAVY DUTY
ALUMINIUM DESIGN

- Flexible, adjustable carpentry/roofing tool
- Designed for making repetitive marking and measurements
- Suitable for use as a bevel, protractor or a saw guide
- Lockable and adjustable angle setting arm
- Double-sided design with metric and imperial marking and graduations
- Ideal for marking out common rafter cuts including: COM / Jack Plumb cuts, HIP/VAL, Seat cuts



	PRODUCT	SIZE	PRICE EX. VAT
1	JEFASQ007	7"	
2	JEFASQ012	12"	

ENGINEERING SQUARES

- Hardened and tempered blades
- Ground for straightness and accuracy
- Supplied in durable cardboard box for easy storage and carrying



	PRODUCT	SIZE	PRICE EX. VAT
1	JEFESQ150	6"	
2	JEFESQ250	10"	
3	JEFESQ300	12"	

INDUSTRIAL ENGINEERING SQUARES

- Hardened and tempered blades
- Ground for straightness and accuracy



	PRODUCT	SIZE	PRICE EX. VAT
1	JEFSQ6	6"	
2	JEFSQ9	9"	
3	JEFSQ12	12"	

INDUSTRIAL

DIGITAL MULTIMETERS

- ✓ DATA HOLD FUNCTION
- ✓ OVERLOAD PROTECTION
- ✓ NEGATIVE POLARITY INDICATION

- 3.5 digit backlit LCD display (max. reading 1999)
- Manufactured & tested to EN 61010
- Resistance measurements: up to 2000K Ω
- Low battery indication
- Continuity & diode testing
- Input Impedance: 1M Ω
- Test Current: 1mA

CAT.III

300V

JEFDMM300V

- Battery testing: 1.5V / 9V / 12V
- DC Voltage Range: 200m ~ 300V
- DC Current Range: 2000 μ ~ 10A
- AC Voltage: 200 ~ 300V
- Resistance: 200 ~ 2000K Ω
- Continuity: <30 Ω
- Battery Testing 1.5V / 9V / 12V
- Overload Protection:
Both Fuses: ϕ 5x20mm
F1: Fuse, 250mA / 300V, Fast action
F2: Fuse, 10A / 300V, Fast action
- Dimensions: 138 x 74 x 32mm
- Weight: 160g (inc. battery)



PRICE EX.VAT

600V

JEFDMM600V

- Battery testing: 1.5V / 9V
- DC Voltage Range: 200m ~ 600V
- DC Current Range: 2000 μ ~ 10A
- AC Voltage: 200 ~ 600V
- Resistance: 200 ~ 2M Ω
- Continuity: <30 Ω , >100 Ω
- Battery Testing: 1.5V / 9V
- Overload Protection:
Both Fuses: ϕ 5x20mm
F1: Fuse, 250mA / 600V, Fast action
F2: Fuse, 10A / 600V, Fast action
- Dimensions: 147 x 87 x 47mm
- Weight: 290g (inc. battery)



PRICE EX.VAT

600V PROFESSIONAL DIGITAL MULTIMETER

JEFDMM600PRO

- 3/4 digit LCD display (max. reading 3999)
- Auto and manual range modes
- Negative polarity indication
- Overload protection
- Battery: 9V
- AC Voltage Range: 4-600V
- DC Voltage Range: 4-600V
- AC Current Range: 400 μ ~ 10A
- DC Current Range: 400 μ ~ 10A
- Resistance Range: 400 Ω -40M Ω
- Capacitance Range: 40nF ~ 1000 μ F
- Frequency Range: 9.999-9.999MHz
- Duty Cycle Range: 5-95%



MEASURING FUNCTIONS:
AC & DC VOLTAGE
AC & DC CURRENT
RESISTANCE
CAPACITANCE
FREQUENCY
DUTY CYCLE
NON-CONTACT VOLTAGE
CONTINUITY
DIODE

DIGITAL DISPLAY

CAT.IV**PROFESSIONAL**

PRICE EX.VAT

SOCKET TESTER

JEFSOCTST

- Designed to detect faulty wiring in 3-wire receptacles
- 3 LEDs indicate test result provides rapid detection of correct/incorrect wiring
- Compact and durable
- Fast and accurate
- Nominal Voltage: 220-240V
- Operating Current: <3mA



PRICE EX.VAT

INFRARED THERMOMETER

JEJINFHTHER01

- Safe, non-contact temperature measurements
- Accurate readings in $^{\circ}$ C & $^{\circ}$ F temperature scales
- Battery charge status indicator
- Back-lit LCD display with data hold function
- Temperature Range: -38 ~ 520 $^{\circ}$ C -36.4 ~ 968 $^{\circ}$ F
- Laser: Class II
- Max. Output: <1 mW

- Accuracy ($T_{amb} = 23 \pm 3^{\circ}$ C):
 $\pm 2^{\circ}$ C / $\pm 4^{\circ}$ F (or 2%)
- Spectral Response: 7.5 - 13.5 μ m
- Wave Length: 630 - 660nm
- Resolution: 0.1 $^{\circ}$ C / 0.1 $^{\circ}$ F
- Response: 1s 95%
- Distance : Spot 8:1
- Battery: 2x 1.5 AAA
- Dimensions:
160 x 118 x 40mm
- Weight: 158g (inc. battery)



BACK-LIT LCD DISPLAY

PRICE EX.VAT

CLASS IIFOR USE ON
MACHINERY ONLY

600A CLAMP METER

JEFDCM600A

- Small body and jaws for easy grip
- Battery-powered for maximum portability
- Large backlit display (max. reading 9999)
- Overload protection
- Automatic power off
- Negative polarity indication
- Low battery indication
- Non-contact AC voltage detection
- Insulated input jacks
- Relative mode
- Min/max. recording mode
- Battery: 3x AAA
- Input Impedance: 10MΩ
- AC Current Range: 600A
- AC Voltage Range: 600V
- DC Voltage Range: 600V
- Resistance Range: 60MΩ



32MM JAW
OPENING

MEASURING FUNCTIONS:
AC & DC VOLTAGE
AC & DC CURRENT
RESISTANCE
FREQUENCY
DUTY CYCLE
CAPACITANCE
TEMPERATURE
CONTINUITY

CAT.III

PRICE EX.VAT

400A CLAMP METER

JEFDCM400A

- Slim, ergonomic design with versatile clamp jaws
- Measures AC & DC Voltage up to 300V
- AC Current Range: 20A - 400A 50-60Hz
- 200KΩ Resistance Range
- 30Ω Continuity Range
- Data Hold Function
- LCD Display: 3 1/2 Digits (Max Reading 1999)
- Sample Rate: 3 per second
- Battery: 3x 3V CR2032
- Low Battery Indicator: Yes
- Jaw Capacity: 27mm
- Operating Temperature Range: 0°C - 40°C
- Dimensions: 151 x 62 x 34mm
- Weight: 127g (including batteries)



MEASURING FUNCTIONS:
AC VOLTAGE: 300V
DC VOLTAGE: 300V
AC CURRENT: 400A
RESISTANCE: 200KΩ
CONTINUITY: 30Ω DIODE

CAT.III

EN 61010 & EN 61326-1

PRICE EX.VAT

MOISTURE METER

JEFDMOIM01

- Can measure environment temperature
- Three LEDs to indicate moisture status
- Backlit display
- Data hold function
- Automatic power off
- Lower battery indication
- Battery: 1.5V button cell
- Measurement Range: 6-60%

Designed to measure moisture in:

- Sawn timber
- Paper
- Cardboard
- Hardened material eg. mortar, concrete and plaster



PRICE EX.VAT

VOLTAGE TESTER

JEFVOLTST02

- Portable AC voltage and magnetic field detector
- Illumination function
- Safe non-contact AC voltage detection
- Two sensitivity degrees for AC voltage detection
- Designed for indoor use
- Battery: 2x AAA
- AC Voltage Detection Range:
Low: 48-1000V
High: 12-1000V
- Magnetic Field Detection Range:
DC: 0.3mT
AC: 0.2mT



ILLUMINATION FUNCTION
& LED DISPLAY

CAT.III

PRICE EX.VAT

VOLTAGE TESTER

JEFVOLTST

- This unit is a non-contact AC voltage detector for detecting 5 - 1000V AC voltage
- AC voltage detection LED
- Durable ABS plastic resin casing and compact design
- With pocket clip for convenient storage and access
- Safe, efficient, quick and accurate testing
- Variable sensitivity
- Battery: 2x 1.5V (AAA)
- Operating Temperature Range: 0°C - 40°C
- LED torch for operation in low-light conditions
- Frequency Range: 50Hz - 400Hz
- Low Battery Indicator
- Dimensions: 154 x 32 x 28mm
- Weight: 50g (including batteries)



Ideal for:

- Detecting whether a cable, wire or socket contains AC voltage
- Locate breakpoint on a live line

PRICE EX.VAT

CAT.IV

SOLDERING IRONS

- Mica Heater
- Includes metal stand
- Standard UK plug
- Cable Length: 1.3m
- Pre-heat Time: 3-5mins
- Copper plated nickle
- 230V / 50Hz

SHARP
TIP FOR
ACCURACY

SOLDERING MAT
ON PAGE 42



DISCOVER MORE

PRODUCT	POWER	MAX. TEMP	TIP SHARPNESS	TIP LENGTH	PRICE EX. VAT
JEFIRSOL40W	40W	450°C	4.8mm	70mm	
JEFIRSOL80W	80W	500°C	6.8mm	95mm	



1.0MM SOLDERING IRON WIRE

JEFIRSOLWI

- Tube of flux-cored 60% Tin / 40% lead wire for general-purpose soldering



PRICE EX. VAT

HEAVY DUTY AUTOMATIC WIRE STRIPPERS

JEFWIRES01

- Strip and cut cable/wire
- 24-10 AWG (0.2-6mm²)
- Crimp 22-10 AWG (0.5-6mm²) insulated and non-insulated terminals
- Crimp 7-8mm ignition terminals
- Durable and corrosion resistant
- Steel construction
- Comfortable easy grip
- Two piece handle
- Ideal for home wiring, electronics and automotive work



PRICE EX.VAT



102 PIECE CRIMPING TOOL SET

JEFCRIMS102

- Crimping insulated terminals size: 1.5mm² (red), 2.5mm² (blue) and 6.0mm² (yellow)
- Crimps round non-insulated terminals size: 1.5mm², 2.5mm² and 4.6mm²
- Shears bolts size: 2.6, 3.0, 3.5, 4.0 and 5.0mm
- Removes wire insulation up to 165mm in length
- 99 piece terminals including: 44pc blue terminals at 2.5mm², 44pc red terminals at 1.5mm², 11pc yellow terminal at 6.0mm²

Includes:

- 1 x 6 Way Crimping Tool
- 1 x Wire Stripping Tool
- 1 x Black Tape
- 99 Piece insulated crimping terminals



PRICE EX.VAT

THREAD REPAIR KITS

- Ideal for repairing damaged or stripped internal threads
- Protects tapped threads or stripped internal threads
- Creates a stronger internal thread in soft metals

- Includes:
- 1x drill bit
- 1x thread tap
- 1x insert installation
- 1x breaking tool



PRODUCT	DESCRIPTION	TAP THREAD LENGTH	TAP THREAD DIAMETER	DRILL BIT THREAD LENGTH	DRILL BIT DIAMETER	INSTALL TOOL SIZE	BREAKING TOOL SIZE	PRICE EX. VAT
JEFTRKM05-08	M5 x 0.8	25mm	6mm	50mm	5.2mm	4x135mm	4x100mm	
JEFTRKM06-10	M6 x 1.0	25mm	8mm	65mm	6.2mm	4.5x135mm	4.5x100mm	
JEFTRKM08-125	M8 x 1.25	25mm	10mm	75mm	8.3mm	6.5x135mm	6.5x100mm	
JEFTRKM10-150	M10 x 1.50	30mm	12mm	95mm	10.3mm	7.5x135mm	7.5x100mm	
JEFTRKM12-175	M12 x 1.75	30mm	15mm	105mm	12.4mm	9.5x135mm	9.5x100mm	
JEFTRKM14-125	M14 x 1.25	30mm	16mm	105mm	14.3mm	11x135mm	11x100mm	

THREAD INSERTS



PRODUCT	DESCRIPTION	INCLUDES	PRICE EX. VAT
JEFTIN-M0508	M5 x 0.8	5x 3.5mm, 5x 5mm, 5x 7mm	
JEFTIN-M0610	M6 x 1.0	5x 4mm, 5x 6mm, 5x 9mm	
JEFTIN-M08125	M8 x 1.25	5x 6mm, 5x 9mm, 5x 12mm	
JEFTIN-M10150	M10 x 1.50	3x 7.5mm, 4x 11mm, 3x 15mm	
JEFTIN-M12175	M12 x 1.75	2x 9mm, 4x 14mm, 2x 18mm	
JEFTIN-M14125	M14 x 1.25	1x 10mm, 3x 16mm, 1x 21mm	

15 PIECE METRIC TAP & DRILL BIT SET**JEFTAPDRS15M**

- High-quality alloy steel HSS steel bits

Includes:


- 7x Taps:
 - M3 x 0.5
 - M4 x 0.7
 - M5 x 0.8
 - M6 x 1.0
 - M8 x 1.25
 - M10 x 1.5
 - M12 x 1.75
- 7x Drill bits:
 - 2.5mm
 - 3.3mm
 - 4.2mm
 - 5.0mm
 - 6.8mm
 - 8.5mm
 - 10.2mm
- Tap holder



PRICE EX.VAT

20 PIECE TAP & DIE SET**JEFTAPDSAL20M**


- 9x Dies M3 - M12
- 9x Tap M3 - M12
- 1x Die stock M25
- 1x Adjustable tap wrench M3-M12
- Supplied in a protective plastic case



PRICE EX.VAT

40 PIECE TAP & DIE SET**JEFTAPDSAL40M**

- 16x Dies M3 - M12
- 16x Taps M3 - M12
- 1x NPT Die 1/8-27
- 1x NPT Tap 1/8-27
- 1x Tap wrench
- 1x T-handle wrench
- 1x Screwdriver
- 1x Screw pitch gauge
- 1x Tap wrench
- 1x die holder (1" outer diameter)
- 1x Protective blow moulded carry case
- Manufactured from heat treated steel alloy
- Ideal for cutting threads on mild steel and aluminium



PRICE EX.VAT

45 PIECE METRIC TAP & DIE SET**JEFTAPDSTU45M**

- Tungsten alloy
- Metric coarse & fine sizes
- Precision machined tungsten alloy steel taps and dies
- Split dies to facilitate the fine adjustment of core diameter
- Supplied in a heavy-duty carry-case
- Taps & Dies:
 - 6 x 1, 6 x 0.75, 8 x 1.25, 8 x 1, 10 x 1.25, 10 x 1.5,
 - 12 x 1.5, 12 x 1.75, 14 x 1.5, 14 x 2, 16 x 1.5, 16 x 2,
 - 18 x 1.5, 18 x 2.5, 20 x 1.5, 20 x 2.5, 22 x 1.5,
 - 22 x 2.5, 24 x 1.5, 24 x 3mm
- Sliding jaw type tap wrench and T-bar type tap wrench
- Steel die holder with knurled screws
- Spacer
- Screwdriver



PRICE EX.VAT

110 PIECE METRIC & IMPERIAL TAP & DIE SET

JEFTAPDS110MI

- High-quality alloy steel
- Precision machined
- Includes: 35x taper taps, 35x plug taps, 35x MU dies

Each type includes:

- Machine:
 - #4-40 1/4-20
 - #6-32 1/4-28
 - #8-32 1/4-24
 - #10-24 1/4-40
 - #10-32 5/16-18
 - #12-24 5/16-24
- Metric:
 - M6 x 1.0 3/8-16
 - M8 x 1.25 3/8-24
 - M10 x 1.0 7/16-14
 - M10 x 1.5 7/16-20
 - M11 x 1.5 1/2-13
 - M12 x 1.5 1/2-20
 - M12 x 1.75 9/16-12
 - M12 x 1.75 9/16-18
 - M14 x 1.25 5/8-11
 - M18 x 1.5 5/8-18
- Pipe thread:
 - NPT 1/8-27 3/4-10
 - NPT 1/4-18 3/4-16



SUPPLIED IN BLOW MOULDED CASE



PRICE EX.VAT

6 PIECE ALLOY STEEL STUD EXTRACTOR

JEFSCREX06

Manufactured from hardened chrome steel for extra durability
Sizes include:

- 3-6mm
- 6-8mm
- 8-11mm
- 11-14mm
- 14-18mm
- 18-22mm



PRICE EX.VAT

8 PIECE SCREW & STUD EXTRACTOR

JEFSCREX08HD

Manufactured from heat treated Chrome Molybdenum steel.
Rapid acting helix aids screw removal.

Sizes:

- M3-M6 • M11-M14 • M25-M35
- M6-M8 • M14-M18 • M35-M50
- M8-M11 • M18-M25



PRICE EX.VAT



25 PIECE MULTI SPLINE SCREW EXTRACTOR SET

JEFSCREX25

- Manufactured from heat-treated Chrome Molybdenum steel
- Reverse spiral design from maximum grip
- Hex shaped head also supplied in a storage case
- Designed to remove broken studs & bolts
- Suitable for high torque applications
- Recommended drill bit size etched on each extractor
- Supplied in a storage case

Sizes:

- 3.2mm / 1/8"
- 4mm / 5/32"
- 4.8mm / 3/16"
- 5.5mm / 7/32"
- 6.3mm / 1/4"
- 7mm / 9/32"
- 8mm / 5/16"
- 8.7mm / 11/32"
- 9.5mm / 3/8"
- 10.3mm / 13/32"
- 11.5mm / 7/16"
- 12mm / 15/32"
- 13mm / 1/2"
- 14mm / 17/32"
- 14.5mm / 9/16"
- 15.5mm / 19/32"
- 16mm / 5/8"
- 17mm / 21/32"
- 18mm / 11/16"
- 18.5mm / 23/32"
- 19.5mm / 3/4"
- 20mm / 25/32"
- 21mm / 13/16"
- 22mm / 27/32"
- 23mm / 7/8"



PRICE EX.VAT



NEW!

TAP & DRILL SET & TAP WRENCH

28 PIECE METRIC TAP & DRILL SET

JEFTAPDRS28M

- ★ HSS drill bits
- ★ Alloy steel taps
- ★ Supplied in durable metal case

INCLUDES

- ★ Includes 7x taper taps, 7x secondary taps, 7x bottoming taps
- ★ Each tap type includes:
 - M3 x 0.5
 - M4 x 0.7
 - M5 0.8
 - M6 x 1.0
 - M8 x 1.25
 - M10 x 1.5
 - M12 x 1.75
- ★ 7x drill bits:
 - 2.5mm
 - 3.3mm
 - 4.2mm
 - 5.0mm
 - 6.8mm
 - 8.5mm
 - 10.2mm



PRICE EX.VAT

M3-M12 TAP WRENCH

JEFTAPWRHM3-M12



PRICE EX.VAT

NEW!

EXTRACTOR SETS

21 PIECE 1/2" BOLT EXTRACTOR SET

JEFTNEX21

FEATURES

- ★ Tapered internal thread profile enables socket to grip sufficiently for loosening in cases where standard sockets and wrenches fail
- ★ Unique spiral fluting bites onto the damaged fastener making it easier to remove damaged, frozen, rusted, or rounded-off bolts, nuts, and screws
- ★ Internal threading and reverse spiral flutes, the spiral teeth securely engage for maximum traction
- ★ Compatible with manual, pneumatic, or power tools for a wide range of applications including automotive repairs, wheel lock removal, home mechanical projects, and industrial machinery maintenance
- ★ Crafted from Cr-Mo steel and treated with a black phosphate finish

INCLUDES

- ★ 19x 1/2" sockets: 8, 9, 10, 11, 12, 13, 14, 15, 16, 17, 18, 19, 20, 21, 22, 23, 24, 26, 27mm
- ★ 1/2" x 72mm hex drill bit adaptor
- ★ Metal pin



PRICE EX.VAT

40 PIECE UNIVERSAL EXTRACTOR SET

JEFUNIEXT40

- ★ Removes rounded bolts, nuts, stud & screws

INCLUDES

- ★ 10x S2 Multi-spline screw extractors
- ★ 10x HSS drill bits
- ★ 13x Cr-Mo multi-size stripped bolt & nut removers
- ★ 1x 40Cr punch rod
- ★ 5x 40Cr screw extractors
- ★ 1x 40Cr adaptor



PROFESSIONAL


PRICE EX.VAT

NEW! SCREWDRIVER SETS

3 PIECE LONG SCREWDRIVER SET

JEFSDSET03L

- ★ 560mm full length
- ★ 450mm blade length
- ★ TPR soft grip
- ★ Magnetic tips
- ★ Includes PHilips PH2, Pozzi PZ2, Slotted 6mm



450MM



CR-V

PRICE EX.VAT

12 PIECE PRECISION SCREWDRIVER SET


JEFSDSET12PR

FEATURES

- ★ Chrome Vanadium blade
- ★ Free-rotation cap for effortless rotation
- ★ TPR soft grip
- ★ Magnetic tips

INCLUDES

- ★ Slotted:
 - 1.5 x 40mm
 - 0.3 x 1.8 x 60mm
 - 0.4 x 2.0 x 60mm
 - 0.4 x 2.5 x 80mm
 - 0.5 x 3.0 x 80mm
- ★ Hex:
 - 0.9 x 40mm
 - 1.5 x 60mm
 - 2.0 x 60mm
- ★ Philips:
 - PH00 x 60mm
 - PH0 x 60mm
- ★ Torx:
 - T5 x 40mm
 - T6 x 40mm



CR-V

PRICE EX.VAT

61 PIECE HAMMER THROUGH SCREWDRIVER SET

JEFSDSET061

- Contoured soft grip handles
- Colour coded
- Wall mountable case

Screwdrivers

- | | | | | |
|------------|------------|----------|-------------|-----------------|
| • Slotted: | • Philips: | • Pozzi: | • TRX-Star: | • VDE: |
| 6x38mm | #0x75mm | #0x75mm | T20x100mm | Slotted: 3x75mm |
| 3x75mm | #2x38mm | #1x100mm | T25x100mm | Philips: |
| 4x100mm | #1x100mm | #2x100mm | T27x100mm | 0x75mm |
| 5x100mm | #2x100mm | #3x150mm | T30x125mm | 1x80mm |
| 6x100mm | #3x150mm | | T40x125mm | 2x100mm |
| 6x150mm | | | | |
| 8x200mm | | | | |

1/4" Hex Bits

- TRX-Star: T7, T8, T9, T10, T15
- Slotted: 4mm, 6mm
- Philips: #1, 2x #2, #3
- Pozzi: #1, 2x #2, #3
- Hex: 3, 4, 5, 6, 7, 8mm
- Square: 1, 2, 3mm
- Nut Drivers:
 - Metric: 6, 7, 8, 10, 12mm
 - Imperial: 3/16", 1/4", 5/16", 3/8", 7/16"

Accessories


- Magnetiser
- De-magnetiser
- Wall mountable display stand



DISCOVER MORE

PRICE EX.VAT

INDIVIDUAL SCREWDRIVERS



CR-V	PRODUCT	DESCRIPTION	PRICE EX. VAT
	JEFSRSL3-075	3.0 x 75mm Slotted	
	JEFSRSL5-075	5.0 x 75mm Slotted	
	JEFSRSL6-150	6.0 x 150mm Slotted	
	JEFSRPH0-075	PH0 x 75mm	
	JEFSRPH1-075	PH1 x 75mm	
	JEFSRPH2-100	PH2 x 100mm	
	JEFSRPZ2-100	PZ2 x 100mm	

7 PIECE SCREWDRIVER SET

JEFSDSET07

- Set includes:
- 3x Slotted:
6 x 150mm
5 x 75mm
3 x 75mm
 - 3x Phillips:
PH2 x 100mm
PH1 x 75mm
PH0 x 75mm
 - 1x Pozidriv:
PZ2 x 100mm



PRICE EX.VAT

INDIVIDUAL STRIKING CAP SCREWDRIVERS



CR-V	PRODUCT	DESCRIPTION	PRICE EX. VAT
	JEFSRSL5-075ST	5.0 x 75mm Slotted	
	JEFSRSL5-100ST	5.0 x 100mm Slotted	
	JEFSRSL6-100ST	6.0 x 100mm Slotted	
	JEFSRSL8-125ST	8.0 x 125mm Slotted	
	JEFSRPH1-075ST	PH1 x 75mm	
	JEFSRPH2-100ST	PH2 x 100mm	
	JEFSRPZ2-100ST	PZ2 x 100mm	

7 PIECE HAMMER THROUGH SCREWDRIVER SET

JEFSDSET07ST

- Set includes:
- 4x Slotted:
8 x 125mm
5 x 75mm
5 x 100mm
6 x 100mm
 - 2x Phillips:
PH1 x 75mm
PH2 x 100mm
 - 1x Pozidriv:
PZ2 x 100mm



PRICE EX.VAT

INDIVIDUAL VDE SCREWDRIVERS



CR-V	PRODUCT	DESCRIPTION	PRICE EX. VAT
	JEFSRSL25-075V	2.5 x 75mm Slotted	
	JEFSRSL55-125V	5.5 x 125mm Slotted	
	JEFSRSL65-150V	6.5 x 150mm Slotted	
	JEFSRPH0-060V	PH0 x 60mm	
	JEFSRPH1-080V	PH1 x 80mm	
	JEFSRPH2-100V	PH2 x 100mm	
	JEFSRPZ2-100V	PZ2 x 100mm	

8 PIECE VDE SCREWDRIVER SET

JEFSDSET08V

- Fitted with insulated, contoured, comfort grip handles
- Fully insulated to 1000V AC
- Set includes:
- 3 x Slotted:
1.2 x 6.5 x 150mm
1 x 5.5 x 125mm
0.4 x 2.5 x 75mm
 - 3 x Phillips:
PH2 x 100mm
PH1 x 80mm
PH0 x 60mm
 - 1 x Pozidriv: (PZ2 x 100mm)
 - 1 x Single-Pole Voltage Tester



PRICE EX.VAT

SINGLE POLE VOLTAGE TESTER

JEFSRSPVTR

- Insulated to VDE standards
- Tested and certified to BS EN IEC 60900
- Fully insulated to 1000V AC



PRICE EX.VAT

NEW!

FLEXI-DRIVE 7MM HEX HOSE CLIP DRIVER

JEFHCPDR07

PAGE 20



PRICE EX. VAT

4 PIECE MINIATURE PICK & HOOK SET

JEFPHS04M

- Carbon steel shafts with TPR grips
- Includes: Mini Awl Straight Tip, Mini Hook Tip, Mini 45° Bent Tip, Mini 90° Bent Tip



PRICE EX.VAT

6 PIECE EXTRA LONG PICK & HOOK SET

JEFPHS06EL

- Cr-V black coated shafts with PVC handles
- Length: 244mm
- Includes: Straight, Right Angle, Half-Round, Swan-Neck, 45°/90° Tip, 40°/45° Tip



PRICE EX.VAT

CR-V

KEY SETS

1

- Metric ball-end
- Long handle
- Sizes include: 1.5, 2, 2.5, 3, 4, 5, 6, 8, 10mm



CR-V

2

- Metric Ball End
- Extra Long Handle
- Sizes include: 1.5, 2, 2.5, 3, 4, 5, 6, 8, 10mm



3

- Folding mechanism
- Sizes include: T9, T10, T15, T20, T25, T27, T30, T40



CR-V

4

- Sizes include: T10, T15, T20, T25, T27, T30, T40, T45, T50



CR-V

5

- Folding Mechanism
- Chrome Vanadium
- Sizes include: 1.5, 2.0, 2.5, 3.0, 4.0, 5.0, 6.0, 8.0mm



CR-V

6

- Imperial Sizes: T10 x 75mm, T15 x 75mm, T20 x 100mm, T25 x 100mm, T30 x 150mm, T40 x 150mm, T45 x 200mm, T50 x 200mm
- Metric Sizes: H2 x 75mm, H2.5 x 75mm, H3 x 100mm, H4 x 100mm, H5 x 150mm, H6 x 150mm, H8 x 200mm, H10 x 200mm



CR-V

7

- Tempered Chrome Vanadium steel with mirror finish
- Long handles with magnetic tip (featured on sizes 3mm and larger only)
- Supplied in easy-access holder for portability and safe storage

- Sizes include: 2mm (83 x 16mm), 2.5mm (90 x 18mm), 3mm (98 x 20mm), 4mm (106 x 24mm), 5mm (118 x 28mm), 6mm (137 x 32mm), 7mm (146 x 34mm), 8mm (156 x 36mm), 10mm (170 x 40mm), 12mm (207 x 45mm), 14mm (230 x 54mm), 17mm (250 x 61mm), 19mm (280 x 70mm)



CR-V

8

- Imperial long handle
- Metric short handle
- Hex end

- Imperial Sizes: 0.028" - 9/64", 0.035" - 5/32", 0.05" - 3/16", 1/6" - 7/32", 5/64" - 1/4", 3/32" - 5/16", 7/64" - 3/8", 1/8"
- Metric Sizes: 0.7mm - 4.5mm, 0.9mm - 5.0mm, 1.3mm - 5.5mm, 1.5mm - 6.0mm, 2.0mm - 7.0mm, 2.5mm - 8.0mm, 3.0mm - 10mm, 4.0mm



CR-V



	PRODUCT	DESCRIPTION	PRICE EX. VAT
1	JEFKYHX09B	9 Piece Ball-Hex Key Set	
2	JEFKYHX09ELB	9 Piece Extra Long Ball-Hex Key Metric Set	
3	JEFKYTX08F	8 Piece Folding Torx Key Set	
4	JEFKYTX09	9 Piece Torx Key Set	
5	JEFKYHX08F-B	8 Piece Folding Hex Key Set	
6	JEFKYHXTX16T	16 Piece T-Handle Hex Key Set	
7	JEFKYHX13J	13 Piece Jumbo Ball-Hex Key Set	
8	JEFKYHX30	30 Piece Hex Key Set	

85 PIECE MECHANIC'S TOOL SET


JEFTB085-ME

- Steel box
- Accepts padlock for extra security
- Carry handle
- Heavy duty
- 5 sections
- Fold out design
- Dimensions: 541 x 213 x 221mm

- 1** • 17x 1/2" Drive sockets including:
10, 11, 12, 13, 14, 15, 16, 27, 19,
20, 21, 22, 23, 24, 27, 30, 32mm
- 2** • 1x Retractable safety knife
• 10x Knife blades
• 1x 6" Long nose pliers
• 1x 6" Lineman pliers
• 1x 9 piece hex key set
Sizes: 1.5 - 10mm
- 3** • 1x 10" Locking pliers
• 1x 10" Groove joint pliers
• 1x 5m Tape measure
• 1x Ball pein hammer
• 11x Combination spanners including:
6, 7, 8, 10, 11, 12, 13, 14, 15, 17, 19mm
- 4** • 5x Screwdrivers including:
SL5x75mm, SL6x100mm,
SL8x150mm, PH1x75mm, PH2x100mm
- 5** • 12x 1/4" Drive sockets including:
4, 4.5, 5, 5.5, 6, 7, 8, 9, 10, 11, 12, 13mm
• 6x 1/4" Socket bits including:
PH1, PH2, PZ1, PZ2, SL5.5, SL7
• 1x 1/4" Drive extension bar: 4"
• 2x 1/2" Drive extension bars including:
5", 10"
• 1x 1/2" Drive universal joint
• 1x 1/2" Drive 3-way adaptor
• 1x 1/4" Drive extension spinner handle



TOOL BOX ONLY ON PAGE 200



PRICE EX.VAT

135 PIECE MECHANIC'S TOOL SET

JEFTKP135

1/4" Square drive sockets & accessories:

- 13x Hex: 4, 4.5, 5, 5.5, 6, 7, 8, 9, 10, 11, 12, 13, 14mm
- 5x TRX-Star: E4, E5, E6, E7, E8
- 2x extension bars: 50mm, 100mm

1/2" Square drive sockets & accessories:

- 11x Hex: 15, 16, 17, 18, 19, 21, 22, 24, 27, 30, 32mm
- 3x TRX-Star: E20, E22, E24
- 2x extension bars: 125mm, 250mm

Generic Socket accessories:

- 6x 3/8" TRX-Star female sockets: E10, E11, E12, E14, E16, E18
- 2x reversible ratchets: 1/4", 1/2"
- 2x male adaptors: 3/8", 1/2"
- 16mm spark plug socket
- Spinner handle
- 2x 3-way adaptors: 3/8"F x 1/2"M, 3/8"F x 1/4"M
- 1/4" x 1/2" universal joint
- 3x power extension bars: 1/4", 3/8", 1/2"

5/16" Bits: (30mm length)

- 7x Hex: 4, 5, 6, 7, 8, 10, 12mm
- 5x Slotted: 5, 6, 8, 10, 12mm
- 7x TRX-Star: T20, T25, T30, T40, T45, T50, T55

1/4" Bits:

- 4x Slotted: 3, 4, 5, 6mm
- 10x Philips: 2x #0, 3x #1, 3x #2, 2x #3
- 10x Poz: 2x #0, 3x #1, 3x #2, 2x #3
- 6x TRX-Star: T10, T15, T20, T25, T30, T40

Screwdrivers:

- 3x Slotted: 6.5 x 38mm, 5.5 x 75mm, 6 x 100mm
- 3x Philips: #2x38mm, #1x75mm, #2x100mm

Generic Bit Accessories:

- Screwdriver bit holder
- 1/2" x 1/4" bit holder
- 1/2" x 8mm bit holder

Generic Hand Tools:

- 9x Ball-end hex keys: 1.5, 2, 2.5, 3, 4, 5, 6, 8, 10mm
- 9x Combination spanners: 10, 11, 12, 13, 14, 15, 16, 17, 19mm
- Long-nose pliers
- Side cutters
- Combination pliers
- Water pump pliers
- Pocket knife
- 60mm bit adaptor



DISCOVER MORE



PRICE EX.VAT

150 PIECE TOOL SET

JEFTK150

1/2" Drive:

- 17x 1/2" Sockets: 10, 11, 12, 13, 14, 15, 16, 17, 28, 29, 20, 21, 22, 24, 27, 30, 32mm
- 1x 1/2" 72T Offset Socket Ratchet
- 1x 1/2" Universal Joint
- 2x 1/2" Extension Bars: 5", 10"
- 1x 1/2" Sliding T-Adaptor: 1/2"M, 3/8"F
- 3x 1/2" E-Torx Sockets: E20, E22, E24
- 6x 1/2" Deep Sockets: 10, 12, 13, 14, 17, 19mm
- 4x 1/2" Impact Sockets: 17, 19, 21, 23mm

3/8" Drive:

- 11x 3/8" Sockets: 9, 10, 11, 12, 13, 14, 15, 16, 17, 18, 19mm
- 6x 3/8" Deep Sockets: 10, 11, 12, 13, 14, 15mm
- 6x 3/8" E-Torx Sockets: E10, E11, E12, E14, E16, E18
- 2x 3/8" Plug Sparks: 16, 21mm
- 20x 3/8" Bit Sockets:
 - Philips: PH1, 2, 3
 - Torx: T30, 40, 45, 50, 55
 - Hex: H3, 4, 5, 6, 8, 10
 - Pozi: PZ1, 2, 3
 - FD: 4, 5.5, 6.5
- 1x 3/8" Curved Socket Ratchet
- 1x 3/8" Universal joint
- 2x Extensions Bars: 3", 6"

1/4" Drive:

- 13x 1/4" Sockets: 4, 4.5, 5, 5.5, 6, 7, 8, 9, 10, 11, 12, 13, 14mm
- 6x 1/4" Deep Sockets: 4, 5, 6, 7, 8mm
- 5x 1/4" E-Torx Sockets: E4, E5, E6, E7, E8
- 1x 1/4" 72T Offset Socket Ratchet
- 1x 1/4" Universal Joint
- 2x 1/4" Extension Bars: 2", 4"
- 1x 1/4" Sliding T-Adaptor: 1/4" (M)
- 1x 1/4" Spinner Handle
- 1/4" Bit Holder
- 10x 1/4" Bit Sockets:
 - Torx: T10, 15, 20, 25, 27, 30, 40
 - ST20, 25, 30

Other Tools Included:

- 3x Ratchet Spanners: 8*10mm, 12*13mm, 17*19mm
- Combination Wrenches: 8, 9, 10, 11, 12, 13, 14, 15, 16, 17, 18, 19mm
- 9x Hex Keys: 1.5, 2, 2.5, 3, 4, 5, 6, 8, 10mm



CR-V

Cr-Mo
 chromoly

INDUSTRIAL

PRICE EX.VAT

STACKABLE STORAGE CASES

✓ DURABLE METAL CLIPS

✓ STACKABLE WITH EACH OTHER

✓ IMPACT RESISTANT

PROFESSIONAL

- Standard and deep models available
- Clear lid for easy identification
- Lid locks with anti-rust latches for stability and endurance, locks all compartments in place
- Perfect for organising small tools, bolts, screws and other items
- Weather proof



METAL CLOSING & STACKING CLIPS



10 COMPARTMENT STORAGE CASE

JEFSTOCS01

- Adjustable dividers that can easily slide on and off to customise organiser space
- Dimensions: 445 x 180 x 70mm



REMOVABLE DIVIDERS

PRICE EX.VAT

17 COMPARTMENT STORAGE CASE

JEFSTOCS02

- Wide handle for easy and stable portability
- Adjustable dividers that can easily slide on and off to customise organiser space
- Dimensions: 445 x 290 x 70mm



REMOVABLE DIVIDERS

PRICE EX.VAT

10 COMPARTMENT STANDARD STORAGE CASE

JEFSTOCS03

- Wide handle for easy and stable portability
- Removable trays
- Dimensions: 445 x 350 x 70mm



70MM DEEP TRAYS

PRICE EX.VAT

10 COMPARTMENT DEEP STORAGE CASE

JEFSTOCS04D

- Deep trays for increased storage
- Wide handle for easy and stable portability
- Removable trays
- Dimensions: 445 x 350 x 110mm



110MM DEEP TRAYS

PRICE EX.VAT

TUFFBIN STORAGE CONTAINERS & ACCESSORIES

- Extra wide base for secure stacking
- Reinforced ribs add strength and avoid spreading
- Ergonomic grip for comfort when moving full bins
- Full length rear lip support provided for hanging bins on louvre panels or rails
- Made from polypropylene copolymer
- Strong ribs for optional partitions to increase storage options
- Label slot for easy content identification
- Stopper prevents stacked bins from shifting forward



STACKABLE



REINFORCED RIBS



ERGONOMIC GRIP



FULL LENGTH REAR LIP

SIZE 2

- Dimensions: 187 x 106 x 76mm

PRODUCT	COLOUR	PRICE EX. VAT
JEFBIN02B	Blue	
JEFBIN02R	Red	

SIZE 3

- Dimensions: 205 x 139 x 126mm

PRODUCT	COLOUR	PRICE EX. VAT
JEFBIN03B	Blue	
JEFBIN03R	Red	

SIZE 4

- Dimensions: 280 x 210 x 179mm

PRODUCT	COLOUR	PRICE EX. VAT
JEFBIN04B	Blue	
JEFBIN04R	Red	



TUFFBINS™



DISCOVER MORE

ACCESSORIES

PRODUCT	DESCRIPTION	PRICE EX. VAT
JEFBINPAR04	Partition for Tuffbin Size 4	
JEFBINPNL01	Wall Panel (457 x 914mm)	

NEW!
BRASS HOSE & TAP CONNECTORS

PAGE 99

TOOL RUCKSACK

JEFBAGT01

- Strong and durable 1680D material
- Four zipped compartments
- Internal pen/notepad holders and laptop compartment


PRICE EX. VAT

15 COMPARTMENT METAL STORAGE CASE

JEFSTOCM15

- Tough and durable metal case with fifteen plastic removable bins
- Fitted with a sturdy swing type handle
- Twin-toggle locking catches and one safety catch provide added security
- Ideal for storing a mixture of small and large fixings and components etc.
- Case Dimensions: 388 x 280 x 67mm

Includes:

- 9 x Small Bins (Orange); Dimensions: 53 x 53 x 61mm;
- 1 x Medium Bins (Yellow); Dimensions: 106 x 53 x 61mm;
- 4 x Large Bins (Blue); Dimensions: 106 x 106 x 61mm;
- 4 x Large Bins (Red); Dimensions: 215 x 105 x 61mm;

IDEAL FOR TRADE
PROFESSIONAL
AND DIY USE



PRICE EX.VAT

DOUBLE SIDED 29 COMPARTMENT STORAGE CASE

JEFSTOCD529

- Polypropylene body with a clear polycarbonate lid
- Case Dimensions: 375 x 320 x 120mm

Includes:

- 8 x Removable Bins; Dimensions: 120 x 90 x 55mm;
- 2 x Large Compartments; Dimensions: 100 x 92 x 55mm
- 15 x Medium Compartments; Dimensions: 72 x 72 x 55mm;
- 4 x Small Compartments; Dimensions: 30 x 92 x 55mm



COMPARTMENTS ON BOTH SIDES



PRICE EX.VAT

44 PIECE WALL MOUNTED STORAGE BIN SYSTEM

JEFBIN44WL

- Two back panels let you organise the bins and accessories to suit your needs
- Bins are stackable and can be used independently
- Dimensions: 540 x 960 x 220mm
- Overall Capacity: 36kg



Includes:

- 16 x Small Bins (Red); Dimensions: 117 x 103 x 71mm; Capacity: 1kg
- 8 x Medium Bins (Yellow); Dimensions: 163 x 103 x 72mm; Capacity: 1.5kg
- 4 x Large Bins (Blue); Dimensions: 213 x 103 x 72mm; Capacity: 2kg
- 14 x Tool Storage Accessories
- 2 x Mount Panels

PRICE EX.VAT


47 PIECE FREE STANDING STORAGE BIN SYSTEM

JEFBIN47FS

- Single sided free-standing design can be positioned against a wall to maximise available floor space
- Complete with a top tray with 8kg capacity for extra storage
- Heavy duty metal frame with black powder coated finish
- Dimensions: 1130 x 950 x 335mm
- Overall Capacity: 70kg

Includes:

- 32 x Small Bins (Red); Dimensions: 163 x 104 x 74mm; Capacity: 1kg
- 15 x Large Bins (Blue); Dimensions: 230 x 148 x 125mm; Capacity: 2kg



DIAGONAL SUPPORT BRACE FOR
ENHANCED REINFORCEMENT

PRICE EX.VAT

94 PIECE MOBILE STORAGE BIN SYSTEM

JEFBIN94WHL

- Two-sided design facilitates split work areas or dividing types of parts
- Complete with a top tray (8kg capacity) and bottom tray (15kg capacity)
- Mounted on four swivel wheels with two lockable wheels
- Dimensions: 1220 x 905 x 535mm
- Overall Capacity: 147kg

Includes:

- 64 x Small Bins (Red); Dimensions: 163 x 104 x 74mm; Capacity: 1kg
- 30 x Large Bin (Blue); Dimensions: 230 x 148 x 125mm; Capacity: 2kg



2 X DIAGONAL SUPPORT
BRACES FOR ENHANCED
REINFORCEMENT

PRICE EX.VAT



MODULAR STORAGE SYSTEM COMBO

JEFMSSCOMBO-01

- Modular storage system with wooden work bench
- Welded construction with powder coated finish
- Lockable units
- Partial self-assembly required
- LEDs to illuminate worktop
- Overall dimensions (LxBxH): 2594 x 457mm x 1845mm
- Supplied with brackets

THE PERFECT ACCESSORIES




MAGNETIC LIGHTING FROM PAGE 126


MAGNETIC ACCESSORIES ON PAGE 123



GAS STRUTS ON LIFT-UP DOORS




HEAVY DUTY BALL-BEARING SLIDES ON ALL DRAWERS



FULLY ADJUSTABLE SHELF HEIGHT



PEGBOARD BACK PANEL WITH LEDS TO ILLUMINATE WORKTOP



DURABLE WOODEN WORKTOP



ADJUSTABLE FEET FOR LEVELLING ON UNEVEN SURFACES

PRICE EX.VAT

HORIZONTAL SHELVING UNIT

LARGE SHELVING UNIT



DRAWER UNIT

SMALL SHELVING UNIT

Dimensions & Capacities:

- Large Shelving Unit (3 Shelves):
Dimensions: 762 x 457 x 1845mm
Max. Capacity Per Shelf: 40kg
- Small Shelving Unit (1 Shelf):
Dimensions: 608 x 432 x 836mm
Max. Capacity Per Shelf: 40kg
- Horizontal Shelving Unit (3 Units):
Dimensions: 1830 x 306 x 338mm
Max. Capacity Per Shelf: 8kg
- Drawer Unit:
Dimensions: 608 x 432 x 836mm
Drawer 1: 498 x 345 x 63mm
Drawers 2 & 3: 498 x 345 x 154mm
Drawer 4: 498 x 345 x 200mm
- Work Bench: 1830 x 381 x 25mm

WORKSHOP TROLLIES

✓ **HEAVY DUTY**

✓ **IDEAL FOR USE IN GARAGES & WORKSHOPS**

✓ **LOCKABLE CASTOR WHEELS**

3-LEVEL WORKSHOP TROLLEY

JEFTTROL01

- Side handle for comfort and control when manoeuvring
- Capacity: 150kg
- Weight: 23kg

Dimensions

- Overall: 870 x 400 x 875mm
- Shelves: 770 x 400 x 75mm
- Handle: 100 x 400 x 120mm



PRICE EX.VAT

2-LEVEL WORKSHOP TROLLEY WITH LOCKABLE DRAWER

JEFTTROL02

- Full width lockable drawer with soft close ball bearing runners
- Capacity: 194kg
- Weight: 20.4kg

Dimensions

- Overall: 880 x 415 x 765mm
- Shelves: 765 x 400 x 75mm
- Drawer: 635 x 340 x 85mm




PRICE EX.VAT

5 TRAY CANTILEVER TOOL BOX

JEFTB505

- Steel box
- Accepts padlock for extra security
- Carry handle
- Heavy duty
- 5 sections
- Fold out design
- Dimensions: 541 x 213 x 221mm

FOLD OUT DESIGN WITH 5 SECTIONS



AVAILABLE AS AN 85 PIECE TOOL KIT (JEFTB085-ME)
PAGE 194



PRICE EX.VAT

PVC FLOOR TILES



PAGE 124

FEATURES

- Compact and easy to manoeuvre
- Will hold parts, power tools or bulky equipment too big for a tool chest
- 4x swivel castor wheels (2 lockable)



2-LEVEL WORKSHOP TROLLEY WITH GAS-SPRUNG LID & DRAWERS

JEFTTROL04

- 5x latched drawers with non-slip liners
- Lined base shelf ideal for larger parts
- Features rear locking mechanism which engages once the lockable top lid is closed, adding extra security
- Side shelf ideal for tools, spray tins or small parts
- Soft close ball bearing drawer runners
- Capacity: 320kg
- Weight: 64kg

Dimensions

- Overall: 1050 x 515 x 940mm
- Shelves:
 - Top: 660 x 480 x 120mm
 - Bottom: 770 x 490 x 90mm
- Drawers:
 - 1: 295 x 430 x 55mm
 - 2: 300 x 430 x 120mm
 - 3: 624 x 430 x 70mm
 - 4: 624 x 430 x 120mm



2-LEVEL WORKSHOP TROLLEY WITH SLIDING TOP & DRAWERS

JEFTTROL03

- Lockable sliding top with textured rubber work surface
- Soft close ball bearing drawer runners
- Twin sliding drawers
- Capacity: 158kg
- Weight: 27kg

Dimensions

- Overall: 838 x 355 x 700mm (1210mm when top opened full)
- Top inside shelf: 700 x 360 x 155mm
- Base shelf: 700 x 360 x 85mm
- Drawers: 560 x 320 x 48mm



PRICE EX.VAT



PRICE EX.VAT

SOLDERING IRONS



PAGE 187

60" ADJUSTABLE WORK TABLE WITH DRAWER

JEFTBL05-01

- Ideal for use in garages and workshops
- 30mm hard-wearing hardwood worktop
- 17-18 gauge heavy-duty steel legs
- Soft close ball bearing drawer runners
- Drawer Capacity: 30kg
- Capacity: 589kg
- Dimensions:
 - 1524mm x 558mm
 - Height 791mm adjustable to 1016mm



PRICE EX.VAT

7 + 3 DRAWER PROFESSIONAL TOOL CHEST

- Anti-slip worktop mat
- Centralised security locking system
- Integrated ergonomic handle within the worktop
- Full-extension ball bearing drawer slides
- High strength aluminium alloy drawer pull
- 4 x heavy duty castors roll smoothly over uneven surfaces and provide a 240kg loading rate
- Dimensions:
3 drawer top: 675 x 465 x 335mm
7 drawer bottom: 675 x 465 x 950mm

**AVAILABLE AS A STAND
ALONE 7 + 3 DRAWER
TOOL CHEST (JEFTB203),
OR INCLUDING A FULL
173 PIECE TOOL KIT
(JEFTB203-173TK)**



- 1/2" Socket: 10, 11, 12, 13, 14, 15, 16, 17, 18, 19, 21, 22, 23, 24, 27, 30, 32mm
1/4" Socket: 4, 4.5, 5, 5.5, 6, 7, 8, 9, 10, 11, 12, 13, 14mm
1/4" Deep Socket: 5, 6, 7, 8, 9, 10, 11, 12, 13mm
25mm 1/4" Bit Socket:
Torx: 8, 10, 15, 20, 25, 27, 30, 40
Phillips: 1, 2, 3
Pozi: 1, 2, 3
Slotted: 4, 5.5, 7
Hex: 3, 4, 5, 6, 7, 8mm
Spinner Handle: 1/4"
Universal joints: 1/2" & 1/4"
Sliding bars: 1/2" & 1/4"
Ratchet handles: 1/2" & 1/4"
1/2" Extension bar: 125 - 250mm
1/4" Extension bar: 50-100mm




- 2 Double Ring Wrenches: 6-7mm, 8-9mm, 10-11mm, 12-13mm, 14-15mm, 16-17mm, 18-19mm, 20-22mm
Combination wrenches: 6, 7, 8, 9, 10, 11, 12, 13, 14, 15, 16, 17, 18, 19, 20, 21, 22mm
Hex Keys: 2*100mm, 2.5*100mm, 3*100mm, 4*150mm, 5*150mm, 6*150mm
- 3 Screwdriver: 16-21
Screwdriver: 8"
Precision screwdriver:
SL1.4-2-2.4-3; PH0, 00, 1"
Screwdriver: 3x75, 4x100, 5.5x125, 6.5x150; PH1x100, PH2x100
Hex key: 2, 2.5, 3, 4, 5, 6, 8mm
- 4 Combination pliers: 8"
Long Nose Pliers: 8"
Diagonal Cutting Pliers: 7.5"
Lock Grip Pliers: 10"
Water Pump Pliers: 10"
Machinist's hammer: 500g
Mallet: 40mm



7 DRAWER PROFESSIONAL TOOL CHEST WITH 146 TOOLS

JEFTB202-146TK

- 1/2" socket: 9, 10, 11, 12, 13, 14, 15, 17, 19, 20, 21, 22, 23, 24, 25, 27, 30, 32mm
1/4" sockets: 4, 4.5, 5, 5.5, 6, 7, 8, 9, 10, 11, 12, 13, 14mm
1/4" deep sockets: 4, 5, 5.5, 6, 7, 8, 9, 10mm
1/2" deep socket: 12, 13, 14, 15, 17, 19, 22mm
1/2" E-socket: E10, E11, E12, E14, E16
1/4" E-socket: E4, E5, E6, E7, E8
Spark plug socket: 16, 21mm
- 1/2" dr. Sliding bar: 250mm
1/2" extension bar: 125-250mm
Universal joint: 1/2", 1/4"
Spinner handle: 1/4"
1/4" dr. sliding bar: 115mm
1/4" extension bar: 50-100mm
Ratchet handle: 1/2" dr., 1/4" dr.
Bit sockets:
Hex: 3, 4, 5, 6, 8
Slotted: 4, 5.5, 7
Phillips: 1, 2
Pozi: 1, 2
Torx: 8, 10, 15, 20
- Machinist's hammer: 500g
Mallet: 40mm
Chisels: 3*10*150mm, 4*10*150mm, 5*10*150mm, 6*10*150mm, 3*10*150mm, 15*12*150mm, 21*16*200mm
Combination pliers: 8"
Diagonal cutting pliers: 7.5"
Long nose pliers: 8"
Water pump pliers: 10" D4
- Screwdrivers:
Slotted: 6*38mm, 5*75mm, 3*75mm, 4*100mm, 5*100mm, 6*125mm, 8*150mm
Phillips: 2*38, 0*75, 1*100, 2*100, 1*125, 2*150, 3*150
Torx: T10*75mm, T15*75mm, T20*100mm, T25*125mm, T27*150mm, T30*150mm, T40*200mm
- Pick up tool: 25"
Measuring Tape: 3m/10ft
Ruler: 300mm
Vernier caliper: 150mm
File: round, half round, square, triangle, flat
Circlip pliers: 6"



PRICE EX.VAT



**7 + 3 DRAWER PROFESSIONAL TOOL CHEST
WITHOUT TOOLS**

JEFTB203

PRICE EX.VAT



**7 + 3 DRAWER PROFESSIONAL TOOL
CHEST WITH 173 TOOLS**

JEFTB203-173TK

PRICE EX.VAT

150 PIECE TOOL SET

KIT-JEFTB-012

- Complete tool chest set, fitted with EVA foam to hold tools safely in place
- Set includes a wide range of essential hand tools from Jefferson Tools
- JEFTBX06A - 6 Drawer Top Chest Red
- Maximum storage load: 70kg
- Chest dimensions (W x H x D): 660 x 380 x 300mm



- 7" Combination Pliers
 - 6" Diagonal Cutting Pliers
 - 6" Long Nosed Pliers
- 52 Piece 1/4" Socket Set
 - 72 Tooth Ratchet Gear
 - 13 x 1/4" Dr. Socket including: 4, 4.5, 5, 5.5, 6, 7, 8, 9, 10, 11, 12, 13, 14mm
 - 7 x 1/4" Dr. Deep Socket including: 6, 7, 8, 10, 11, 12, 13mm
 - 21 x 1/4" Dr. Bit Sockets including: T10, 15, 20, 25, 30, 40, H3, 4, 5, 6, 7, 8, PH1, 2, 3, PZ1, 2, 3, SL4, 5.5, 7
 - 2 x 1/4" Dr. Extension Bar: 50mm & 100mm
 - 1 x 1/4" Dr. Spinner Handle
 - 1 x 1/4" Dr. Universal Joint
 - 1 x 1/4" Dr. Bit Adaptor
 - 1 x 1/4" Dr. Flexible Extension bar 150mm
 - 1 x 1/4" Dr. Ratchet Wrench 72T
 - 3 x Hex Key Wrench 1.5-2-2.5mm
 - 1 x T-Sliding handles
- 9 Piece Ball-Hex Key Set including: 1.5mm, 2.0mm, 2.5mm, 3.0mm, 4.0mm, 5.0mm, 6.0mm, 8.0mm, 10.0mm
 - Digital Vernier Calipers

- 8" Adjustable Wrench
 - High-Vis Green Utility Knife
 - 12" Professional Hacksaw
 - 10" Straight Jaw Vice Grips
 - 5m Professional Measuring Tape
 - 32oz Ball Pein Hammer
- 12 Combination Spanners
 - Sizes include: 6, 7, 8, 9, 10, 11, 12, 13, 15, 17, 19, 22mm
 - 10" Water Pump Pliers
 - 7 Screwdrivers including:
 - 3x Slotted: 6 x 150mm, 5 x 75mm, 3 x 75mm
 - 3x Phillips: PH2 x 100mm, PH1 x 75mm, PH0 x 75mm
 - 1x Pozzi: PZ2 x 100mm
- 35 Piece 3/8" Socket Set
 - 1 x 72 Tooth Ratchet Gear
 - 17 x 3/8" Dr. Sockets: 6, 7, 8, 9, 10, 11, 12, 13, 14, 15, 16, 17, 18, 19, 21, 22, 24mm
 - 5 x 3/8" Deep Sockets: 8, 10, 13, 17, 19mm
 - 7 x Hex Dr. Sockets: 3, 4, 5, 6, 7, 8, 10mm
 - 2 x Spark Plug Sockets: 16, 24mm
 - 2 x 3/8" Dr. Extension Bar: 75mm, 250mm
 - 1 x 3/8" Dr. Sliding Head: 250mm
 - 2 x 3/8" Dr. Spark plug socket: 16mm, 21mm
 - 1 x 3/8" Dr. Universal Joint
- 24 Piece 1/2" Socket Set
 - 72 Tooth Ratchet Gear
 - 17 x 1/2" Dr. Socket including: 8, 10, 11, 12, 13, 14, 15, 16, 17, 18, 19, 21, 22, 24, 27, 30, 32mm
 - 2 x 1/2" Dr. Extension Bar: 75mm, 250mm
 - 1 x 1/2" Dr. Sliding head: 1/2" (M) x 3/8" (F)
 - 2 x 1/2" Dr. Spark plug socket: 16mm, 21mm
 - 1 x 1/2" Dr. Universal Joint
 - 1 x 1/2" Dr. Ratchet Wrench: 72T

PRICE EX.VAT

HEAVY DUTY TOOL CHESTS

✓ IDEAL FOR GARAGE TOOL STORAGE

✓ LOCKING MECHANISM FOR ADDED SECURITY



4 DRAWER TOP CHEST

JEFTBX04A

- Maximum storage load: 90kg
- Chest Dimensions: 660 x 307 x 377mm
- Weight: 20kg



DRAWER DIMENSIONS

DRAWERS 1, 2 & 3
570 X 267 X 48MM
DRAWER 4
570 X 267 X 74.5MM

PRICE EX.VAT

6 DRAWER TOP CHEST

JEFTBX06A

- Maximum storage load: 90kg
- Chest Dimensions: 660 x 307 x 377mm
- Weight: 22kg



DRAWER DIMENSIONS

DRAWER 1
171 X 267 X 48MM
DRAWERS 2-5
570 X 267 X 48MM
DRAWER 6
570 X 406 X 153.5MM

PRICE EX.VAT

3 DRAWER MIDDLE CHEST

JEFTBX03A

- Maximum storage load: 70kg
- Chest Dimensions: 669 x 315 x 267mm
- Weight: 14.5kg



DRAWER DIMENSIONS

DRAWERS 1 & 2
570 X 267 X 48MM
DRAWER 3
570 X 267 X 74.5MM

PRICE EX.VAT

5 DRAWER MOBILE TOOL CHEST

JEFTBX05A

- Supplied with smooth running castors
- Maximum storage load: 250kg
- Chest Dimensions: 680 x 458 x 812mm
- Weight: 44kg



4 X HEAVY DUTY
CASTOR WHEELS
INCLUDED

DRAWER DIMENSIONS

DRAWERS 1, 2 & 3
570 X 406 X 74.5MM
DRAWERS 4 & 5
570 X 406 X 153.5MM

PRICE EX.VAT

7 DRAWER MOBILE TOOL CHEST

JEFTBX07A

- Supplied with smooth running castors
- Maximum storage load: 250kg
- Chest Dimensions: 680 x 458 x 995mm
- Weight: 57.5kg



4 X HEAVY DUTY
CASTOR WHEELS
INCLUDED

DRAWER DIMENSIONS

DRAWERS 1, 2, 3, 4 & 5
570 X 406 X 74.5MM
DRAWERS 6 & 7
570 X 406 X 153.5MM

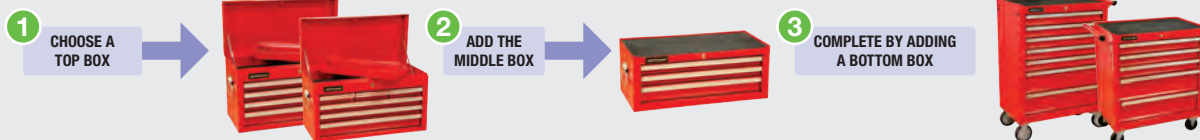
PRICE EX.VAT

✓ **DRAWER LINERS AND TOP MAT FOR TOOL AND DRAWER PROTECTION**

✓ **BALL BEARING DRAWER SLIDERS FOR SMOOTH OPERATION**



CREATE YOUR TOOL CHEST STACK IN 3 EASY STEPS



TOOL CHEST KIT - OPTION 1

KIT-JEFTBX-01

- Kit includes:
JEFTBX04A
JEFTBX03A
JEFTBX05A
- Kit Dimensions:
680 x 458 x 1450mm



NORMALLY
EX. VAT

PRICE EX.VAT

TOOL CHEST KIT - OPTION 2

KIT-JEFTBX-02

- Kit includes:
JEFTBX06A
JEFTBX03A
JEFTBX07A
- Kit Dimensions:
680 x 458 x 1630mm



NORMALLY
EX. VAT

PRICE EX.VAT

NEW!

**PLASTERING
TOOLS**



PAGE 167

PROFESSIONAL TOOL CHESTS

✓ POWDER COATED FINISH

✓ PVC DRAWER LINERS

12 DRAWER PROFESSIONAL TOOL CHEST

JEFTB42-12C


- Easily manoeuvred 12 drawer professional tool chest
- Soft close ball bearing drawer runners offer a smooth, silent closing motion
- 2x cable access grommets in top hatch
- Tough and rust-resistant powder coat finish increases product lifespan
- 3mm PVC drawer liners, reduce noise and damage on both the tool chest and tools inside
- Max. Load (per drawer): 45kg
- Dimensions: 1730 x 1150 x 550mm
- Weight: 148kg



PRICE EX.VAT



HEAVY-DUTY CASTOR WHEELS
2X SWIVEL WITH BRAKE



SOFT CLOSE DRAWERS

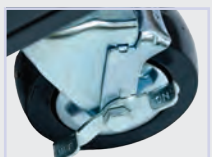
5 DRAWER PROFESSIONAL WORK STATION

JEFTB46-5WS

- Easily manoeuvred 5 drawer professional work station
- Hard-wearing hardwood worktop
- Tough and rust-resistant powder coat finish increases product lifespan
- 3mm PVC drawer liners, reduce noise and damage on both the tool chest and tools inside
- Max. Load (per drawer): 45kg
- Dimensions: 1235 x 840 x 525mm
- Weight 82kg



PRICE EX.VAT



HEAVY-DUTY CASTOR WHEELS
2X SWIVEL WITH BRAKE



LOCKABLE CABINET

 **SOFT CLOSE DRAWER RUNNERS**

 **HEAVY DUTY CASTOR WHEELS**



PROFESSIONAL

14 DRAWER PROFESSIONAL TOOL CHEST

JEFTB56-14C


- Tough and rust-resistant powder coat finish increases product lifespan
- 3mm PVC drawer liners
- 2x gas strut top lid support
- 2x cable access grommets in top hatch
- Ball bearing drawer runners
- Heavy duty castors:
 - 2x fixed
 - 4x swivel (2x with brake)
- Dimensions: 1800 x 1400 x 560mm
- Weight: 250kg



HEAVY DUTY CASTOR WHEELS




BALL BEARING DRAWER RUNNERS



3MM PVC DRAWER LINERS




CABLE ACCESS GROMMETS



2 INDIVIDUAL TOOL CHESTS



POWER TOOL DRAWER



14 DRAWERS



GAS STRUTS ON TOP LID PROVIDE SMOOTH OPENING/CLOSING



DISCOVER MORE

PRICE EX.VAT

INDUSTRIAL TOOL CHESTS

✓ POWDER COATED FOR DURABILITY AND RUST RESISTANCE

✓ FITTED WITH RELIABLE LOCKING MECHANISMS

41" 8 DRAWER TOP TOOL CHEST

JEFTB41-8T

- Lockable cabinet doors



PRICE EX.VAT

(LxBxH): 1030 x 435 x 495MM

41" 12 DRAWER TOP TOOL CHEST

JEFTB41-12T



PRICE EX.VAT

(LxBxH): 1028 x 435 x 495MM

52" 10 DRAWER TOP TOOL CHEST

JEFTB52-10T



PRICE EX.VAT

(LxBxH): 1294 x 435 x 490MM

41" SINGLE DRAWER MIDDLE TOOL CHEST

JEFTB41-1M



PRICE EX.VAT

(LxBxH): 1033 x 440 x 170MM

52" SINGLE DRAWER MIDDLE TOOL CHEST

JEFTB52-1M



PRICE EX.VAT

(LxBxH): 1300 x 440 x 170MM

41" 8 DRAWER BOTTOM MOBILE TOOL CHEST

JEFTB41-8B



PRICE EX.VAT

(LxBxH): 1130 x 465 x 990MM

41" 12 DRAWER BOTTOM MOBILE TOOL CHEST

JEFTB41-12B



PRICE EX.VAT

(LxBxH): 1130 x 465 x 990MM

52" 13 DRAWER BOTTOM MOBILE TOOL CHEST

JEFTB52-13B



PRICE EX.VAT

(LxBxH): 1385 x 465 x 990MM

✓ **ANTI-SLIP LINERS TO KEEP TOOLS NEAT & TIDY**

✓ **ROLLER BEARING FUNCTION FOR SMOOTH OPENING & CLOSING**



INDUSTRIAL

COMPLETE INDUSTRIAL TOOL CHEST KITS

41" TOOL CHEST KIT - OPTION 1

KIT-JEFTBBLK01

Includes:

- JEFTB41-8T: 41" 8 Drawer Top Tool Chest
- JEFTB41-1M: 41" Single Drawer Middle Tool Chest
- JEFTB41-12B: 41" 12 Drawer Bottom Mobile Tool Chest



NORMALLY
EX. VAT

PRICE EX.VAT

41" TOOL CHEST KIT - OPTION 2

KIT-JEFTBBLK02

Includes:

- JEFTB41-12T: 41" 12 Drawer Top Tool Chest
- JEFTB41-1M: 41" Single Drawer Middle Tool Chest
- JEFTB41-8B: 41" 8 Drawer Bottom Mobile Tool Chest



NORMALLY
EX. VAT

PRICE EX.VAT

8 DRAWER SIDE LOCKER

JEFTB16-8S



PRICE EX.VAT

(LxBxH): 470 x 406 x 851MM

52" TOOL CHEST KIT WITH SIDE LOCKER - OPTION 3

KIT-JEFTBBLK03

Includes:

- JEFTB52-10T: 52" 10 Drawer Top Tool Chest
- JEFTB52-1M: 52" Single Drawer Middle Tool Chest
- JEFTB52-13B: 52" 13 Drawer Bottom Mobile Tool Chest
- JEFTB16-8S: 8 Drawer Side Locker



NORMALLY
EX. VAT

PRICE EX.VAT

TRUCK BOXES

- ✓ STEEL CONSTRUCTION
- ✓ PRE-DRILLED FIXING HOLES
- ✓ 2X SHIELDED LOCKING POINTS
- ✓ TOUGH WATERPROOF TEXTURED POWDERED COATING

400MM HIGH SITE SAFE TRUCK BOX

JEFTB400

- Storage Capacity: 90 Litres
- Max. Load: 300kg



PRICE EX.VAT

570MM HIGH SITESAFE TRUCK BOX

JEFTB570

- Storage Capacity: 170 Litres
- Max. Load: 500kg



PRICE EX.VAT

700MM HIGH SITESAFE TRUCK BOX

JEFTB700

- Storage Capacity: 420 Litres
- Max. Load: 500kg



PRICE EX.VAT

850MM HIGH SITESAFE TRUCK BOX

JEFTB850

- Storage Capacity: 740 Litres
- Max. Load: 500kg



PRICE EX.VAT

- Integrated forklift skids on 570mm, 700mm and 850mm (SiteSafe only) models
- Gas struts and castor wheels available to purchase separately



DISCOVER MORE



INDUSTRIAL

570MM HIGH AGRISAFE TRUCK BOX

JEFASB570

- Storage Capacity: 170 Litres
- Max. Load: 500kg
- Dimensions: 915 x 440 x 570mm
- Weight: 33.1kg




PRICE EX.VAT

700MM HIGH AGRISAFE TRUCK BOX

JEFASB700

- Storage Capacity: 420 Litres
- Max. Load: 500kg
- Dimensions: 1220 x 610 x 700mm
- Weight: 52.3kg



PRICE EX.VAT

GAS STRUTS FOR SAFE SITE & AGRI SAFE TRUCK BOXES

- Replacement gas struts for Jefferson SiteSafe & AgriSafe Truck Boxes
- Sold individually



PRODUCT	COMPATIBLE WITH	DIMENSIONS	PRICE EX. VAT
JFTBGSTRUT400	JFTB400	405 x 17 x 17mm	
JFTBGSTRUT570	JFTB570 & JEFASB570	422 x 17 x 17mm	
JFTBGSTRUT700	JFTB700 & JEFASB700	521 x 17 x 17mm	

5" RUBBER HEAVY DUTY CASTOR WHEEL SET

JEFTBCASTSET

- 5" Ball-bearing rubber castor set with grease nipples
- 2 x swivel/braked wheel, 2 x fixed wheels



PRICE EX.VAT

NEW!
**SLIDING COMPOUND
MITRE SAWS**

PAGE 57

POWER HOISTS

- Compact, general purpose electric power hoist
- Ideal for all manner of lifting work
- Easy to install and supplied with fixing clamps for fitting the hoist on square box section beams
- Includes remote control for convenient operation
- Approved and tested to EU and UK Lifting Gear Regulations
- Ingress Protection: IP54
- Insulation Class: B

INCLUDES REMOTE CONTROL



	PRODUCT	LOAD CAPACITY	LIFT HEIGHT	MOTOR POWER	LIFTING SPEED	CABLE DIAMETER	WEIGHT	PRICE EX. VAT
1	JEFPOWH250	125kg / 250kg	12m / 6m	540W	10m/min	3.0mm	11kg	
2	JEFPOWH400	200kg / 400kg	12m / 6m	950W	5m/min	3.8mm	17kg	
	JEFPOWH600	300kg / 600kg	12m / 6m	1200W	8m/min	4.5mm	17.5kg	
	JEFPOWH1000	500kg / 1000kg	12m / 6m	1600W	4m/min	5.6mm	33kg	

TUNDRA VERTICAL PLATE CLAMPS

Designed to provide a safe, secure method of lifting and transporting heavy steel plates

TUNVERLIF01

- Capacity: 1 Tonne
- Test load: 14.7kN
- Jaw Opening: 20mm
- Dimensions: 295 x 50 x 138mm
- Weight: 5kg

TUNVERLIF02

- Capacity: 2 Tonne
- Test load: 29.4kN
- Jaw Opening: 25mm
- Dimensions: 370 x 52 x 164mm
- Weight: 8kg

1
TONNE

2
TONNE

INDUSTRIAL

PRICE EX.VAT

INDUSTRIAL

PRICE EX.VAT

TUNDRA MAGNETIC LIFTERS

These magnetic lifters are designed to lift a variety of loads including steel, iron, round and other magnetic materials. The equipment eliminates the need for clamps, slings and chains allowing for increased working efficiency in busy garages and workshops. This equipment does not require a power source.

EACH SUPPLIED WITH A DETACHABLE HANDLE



0.1 TONNE 0.3 TONNE 0.6 TONNE 1 TONNE 2 TONNE

INDUSTRIAL

	PRODUCT	CAPACITY	MAX LOAD (ROUND STEEL)	MAX LOAD (FLAT STEEL)	MAX BREAKAWAY FORCE	DIMENSIONS	WEIGHT	PRICE EX. VAT
	TUNMAGL0100	100kg	50kg	100kg	350kg	92 x 64 x 72mm	3.2kg	
	TUNMAGL0300	300kg	135kg	300kg	1050kg	162 x 91 x 89mm	10kg	
	TUNMAGL0600	600kg	300kg	600kg	2100kg	231 x 121 x 116mm	24kg	
1	TUNMAGL1000	1000kg	500kg	1000kg	3500kg	260 x 150 x 158mm	50kg	

TUNDRA CHAIN BLOCKS

This equipment has been designed for vertically lifting and lowering loads by hand, under normal atmospheric conditions in a safe working environment.

- Heavy duty lifting capacity
- Fitted with heat treated and ground, triple-spur geared shaft and pinion
- Also includes mechanical load brake for extra safety
- All chains are manufactured from hardened alloy material and load hooks feature safety latches
- Compact gear housing allows use where headroom is limited
- Standard lift: 3m



TUNDRA LEVER BLOCKS

This equipment has been designed for vertically lifting and lowering loads by hand, in a safe working environment.

- Heavy duty Lever block with 3.0m standard lifting capacity
- Fitted with heat treated and ground, triple-spur geared shaft and pinion
- Also includes mechanical load brake for extra safety
- All chains are manufactured from hardened alloy material and load hooks feature safety latches
- Compact gear housing allows use where headroom is limited
- Standard lift: 3m



INDUSTRIAL

PRODUCT	CAPACITY	PRICE EX. VAT
TUNCB0.5-3	500kg	
TUNCB1.0-3	1000kg	
TUNCB1.5-3	1500kg	
TUNCB2.0-3	2000kg	
TUNCB3.0-3	3000kg	

INDUSTRIAL

PRODUCT	CAPACITY	PRICE EX. VAT
TUNLB0.75-3	750kg	
TUNLB1.50-3	1500kg	
TUNLB3.00-3	3000kg	
TUNLB6.00-3	6000kg	

TUNDRA HYDRAULIC HAND PUMPS



	PRODUCT	DESCRIPTION	DIMENSIONS	NET WEIGHT	COMPATIBLE WITH	PRICE EX. VAT
1	TUNHNDPMP	Tundra Hand Pump	730 x 180 x 180mm	12kg	TUNHYDCY30-13L, TUNHYDCY50-16L, TUNHYDCY100-16L, TUNHYDCY30-54M, TUNHYDCY50-69M, TUNHYDCY30-100	
2	TUNHNDPMP-700A	Tundra Hand Pump	720 x 155 x 160mm	6kg	TUNHYDCY30-13L, TUNHYDCY50-16L, TUNHYDCY100-16L, TUNHYDCY30-54M, TUNHYDCY50-69M, TUNHYDCY30-100, TUNHYDCY30-150, TUNHYDCY100-100, TUNHYDCY30-150HW	
3	TUNHNDPMP-A	Tundra Hand Pump	820 x 180 x 180mm	17kg		
4	TUNHNDPMP-HOSE1	Tundra 1.8m Hydraulic Hose	-	-		

TUNDRA LOW HEIGHT HYDRAULIC CYLINDERS

- Fitted with stopping ring, this protects the cylinder when the piston comes to a stop because it absorbs the weight from the other side
- Spring loaded piston which allows for quick release
- Chrome plated cylinder wall and primary piston to prevent corrosion and reduce friction



TUNDRA® HYDRAULIC CYLINDERS PROVIDE A RELIABLE DEVICE FOR SAFELY LIFTING LARGE STRUCTURES

INDUSTRIAL

30 TONNE 50 TONNE 100 TONNE

	PRODUCT	CAPACITY	STROKE	CLOSED HEIGHT	EXTENDED HEIGHT	LENGTH X WIDTH	INSIDE DIAMETER	PISTON ROD DIAMETER	NET WEIGHT	PRICE EX. VAT
1	TUNHYDCY30-13L	30 Tonne	13mm	62mm	75mm	123mm x 98mm	75mm	64mm	4.6kg	
	TUNHYDCY50-16L	50 Tonne	16mm	72mm	88mm	148mm x 120mm	95mm	70mm	7.8kg	

TUNDRA LOW HEIGHT MULTI-STAGE HYDRAULIC CYLINDERS

- Lightweight, low-profile design for use in confined spaces
- Baked enamel finish for increased corrosion resistance
- Easy to transport



TUNDRA® HYDRAULIC CYLINDERS ARE IDEAL FOR LIFTING LARGE STRUCTURES IN CONFINED SPACES

1



COMPATIBLE WITH TUNHNDPMP, TUNHNDPMP-700A & TUNHNDPMP-A HYDRAULIC HAND PUMPS

R2 3/8" CONNECTION

30 TONNE 50 TONNE

INDUSTRIAL

	PRODUCT	CAPACITY	STROKE	CLOSED HEIGHT	EXTENDED HEIGHT	LENGTH X WIDTH	NET WEIGHT	PRICE EX. VAT
1	TUNHYDCY30-54M	30 Tonne	54mm	64mm	118mm	123mm x 98mm	4.7kg	
	TUNHYDCY50-69M	50 Tonne	66mm	74mm	140mm	148mm x 120mm	7.9kg	

TUNDRA LARGE STROKE HYDRAULIC CYLINDERS

- Fitted with stopping ring, this protects the cylinder when the piston comes to a stop because it absorbs the weight from the other side
- Spring loaded piston which allows for quick release
- Fitted with O-ring for outstanding seal performance and a long service life
- TUNHYDCY30-100 & TUNHYDCY30-150 compatible with TUNHNDPMP-700A & TUNHNDPMP-A Tundra Hydraulic Hand Pumps
- TUNHYDCY100-100 compatible with TUNHNDPMP, TUNHNDPMP-700A & TUNHNDPMP-A Tundra Hydraulic Hand Pumps



TUNDRA® HYDRAULIC CYLINDERS ARE IDEAL FOR LIFTING LARGE STRUCTURES



INDUSTRIAL

R2 3/8" CONNECTION

	PRODUCT	CAPACITY	STROKE	CLOSED HEIGHT	EXTENDED HEIGHT	OUTSIDE DIAMETER	INSIDE DIAMETER	PISTON ROD DIAMETER	NET WEIGHT	PRICE EX. VAT
3	TUNHYDCY30-100	30 Tonne	100mm	187mm	287mm	103mm	75mm	65mm	10.7kg	
1	TUNHYDCY30-150	30 Tonne	150mm	237mm	387mm	103mm	75mm	65mm	13.5kg	
2	TUNHYDCY100-100	100 Tonne	100mm	232mm	332mm	168mm	135mm	90mm	30.6kg	

30 TONNE 100 TONNE

TUNDRA 30 TONNE HIGH CAPACITY HOLLOW PLUNGER HYDRAULIC CYLINDER

TUNHYDCY30-150HW

- Hollow plunger design allows for both push & pull forces
- Single-acting, with hydraulic advance and spring return
- Manufactured from high-strength, durable alloy steel
- Anti-corrosive baked enamel finish
- With R2 3/8" Male quick connector and protective dust cap
- Stroke: 150mm
- Effective area: 47.7cm²
- Closed Height: 312mm
- Extended Height: 462mm
- Outside Diameter: 114mm
- Inside Diameter: 90mm
- Piston rod Diameter: 63mm
- Piston Rod Bore: 33mm
- Hose connection: 3/8"
- Weight: 20kg

3/8" MALE QUICK CONNECTOR



COMPATIBLE WITH TUNHNDPMP-700A & TUNHNDPMP-A HYDRAULIC HAND PUMPS

HOLLOW PLUNGER DESIGN



30 TONNE

INDUSTRIAL

PRICE EX. VAT

TELESCOPIC TRESTLE

JEFTRESTEL

- Heavy-duty adjustable steel work trestle
- Telescopic action with height-adjusting locking bars
- Dual-locking safety arms & folding support braces for rigidity when working
- Adjustable height: 810mm - 1310mm
- Folds down for safe, compact storage
- Manufactured from tough & durable box section steel
- Sold individually

SOLD AS
SINGLE UNITS



EXTENDABLE
810MM TO
1310MM



MAX. LOAD:
150KG PER TRESTLE

PRICE EX.VAT

DOUBLE CYLINDER TROLLEY

JEFCYLTRL08-D

- Perfect for moving cylinders around job sites
- Durable steel rimmed wheels with roller bearings and solid rubber tyres
- Includes safety chain for securely holding cylinders
- Maximum Cylinder Diameter: 240mm
- Dimensions (h x w): 1040mm x 470mm
- Middle Bar Height: 740mm



8" WHEELS

PRICE EX.VAT



DOUBLE CYLINDER TROLLEY (3 WHEELED)

JEFCYLTRL14-D3

- Three wheels for extra stability and safety while moving cylinders around job sites
- Strong, durable steel rimmed wheels with roller bearings and solid rubber tyres
- Includes safety chain for securely holding cylinders
- Supplied with lockable storage box
- Maximum Cylinder Diameter: 315mm
- Dimensions (h x w): 1115mm x 635mm
- Middle Bar Height: 863mm



14" WHEELS

PRICE EX.VAT



DOUBLE CYLINDER TROLLEY (SINGLE HANDLE)

JEFCYLTRL06-D

- Perfect for moving cylinders around job sites
- Durable steel rimmed wheels with roller bearings and solid rubber tyres
- Includes safety chain for securely holding cylinders
- Maximum Cylinder Diameter: 190mm
- Dimensions (h x w): 1040mm x 400mm
- Middle Bar Height: 495mm



6" WHEELS

PRICE EX.VAT



SINGLE CYLINDER TROLLEY

JEFCYLTRL08-S

- Perfect for moving cylinders around job sites
- Durable steel rimmed wheels with roller bearings and solid rubber tyres
- Includes safety chains for securely holding cylinders
- Maximum Cylinder Diameter: 215mm
- Dimensions (h x w): 1115mm x 255mm
- Middle Bar Height: 800mm



8" WHEELS


PRICE EX.VAT



SINGLE HANDLE HAND TRUCK

JEF1805

- Height: 1300mm
- Overall Width: 540mm
- Platform Depth: 220mm
- Wheel Type: Inflatable
- Wheel Size: 265mm
- Weight: 10kg


COMPATIBLE WITH
INFLATABLE OR
SOLID WHEELS

PRICE EX.VAT

TWIN HANDLE HAND TRUCK

JEF1806

- Height: 1160mm
- Overall Width: 540mm
- Platform Depth: 200mm
- Wheel Type: Inflatable
- Wheel Size: 265mm
- Weight: 8.5kg

COMPATIBLE WITH
INFLATABLE OR
SOLID WHEELS

PRICE EX.VAT

HEAVY DUTY HAND TRUCK

JEF1823

- Height: 1250mm
- Overall Width: 609mm
- Platform Depth: 300mm
- Wheel Type: Inflatable
- Wheel Size: 265mm
- Extended Depth: 565mm
- Weight: 13kg

FOLD-DOWN
EXTENDABLE
FOOT PLATE

PRICE EX.VAT

STAIR CLIMBER HAND TRUCK

JEF0101

- Height: 1150mm
- Overall Width: 600mm
- Platform Depth: 380mm
- Wheel Type: Solid
- Wheel Size: 160mm
- Weight: 18kg



PRICE EX.VAT

HAND TRUCK SPARE WHEELS



	PRODUCT	DESCRIPTION	PRICE EX. VAT
1	JEFWHEEL1805	Spare Wheel for JEF1805	
2	JEFWHEEL1805-S	Solid Spare Wheel for JEF1805	
	JEFWHEEL1805-PUY	Puncture Proof Wheel for JEF1805/1806	
	JEFWHEEL0101-S	Solid Spare Wheel For JEF0101	
	JEFWHEEL1806	Pneumatic Spare Wheel For JEF1806	
	JEFWHEEL1806-S	Solid Spare Wheel For JEF1806	
	JEFWHEEL1823	Spare Wheel for JEF1823	
	JEFWHEEL1823-S	Solid Spare Wheel for JEF1823	
3	JEFWHEEL1823-PUY	Puncture Proof Wheel for JEF1823	


PUNCTURE PROOF WHEELBARROW WHEEL

JEFWHLBARW-Y

- Puncture proof wheel for various wheelbarrows
- Includes steel axle and two plastic caps
- Diameter: 395mm
- Width: 90mm



PRICE EX.VAT

NEW!**28 PIECE
TAP & DRILL SET****PAGE 190**

ELECTRIC PALLET TRUCKS

✓ EASY MAINTENANCE

✓ REMOTE CONTROL

✓ 2 SPEEDS

✓ LOW PROFILE FORKS

- Similar size and weight to a manual pallet truck
- Effortless for operator to manoeuvre, reducing strain
- Brushless motor for easy maintenance
- 6% gradeability with full load
- Long service life lithium battery
- Reinforced rocker arm, push rod, wheel frame and support seat, with solid forks
- Small turning radius
- Can easily handle European, American and plastic pallets
- Ergonomic handle
- Low profile forks
- PU wheels
- 2 speeds for varied work environments
- Easy parking on slopes, preventing accidental reversing of pallet truck
- Upright drive mode, ideal for operation in vans, on tail lifts or in lifts
- Ideal for use in warehouses, on tail lifts and in supermarkets
- Multi-function handle:
 - Recharge alert
 - Hour meter
 - Powered travelling
 - Powered lifting & lowering
 - Error code display
 - Emergency stop button
 - Horn



REMOTE CONTROL OPTION
FOR 2 TONNE MODEL



- Overall fork width: 550mm
- Overall length: 1552mm
- Rear body width: 550mm
- Min. turning radius: 1353mm
- Max. fork height: 197mm



DISCOVER MORE



1.5
TONNE

2
TONNE

COMPATIBLE BATTERIES

PRODUCT	DESCRIPTION	PRICE EX. VAT
JEFELPTBAT10	10Ah	
JEFELPTBAT15	15Ah	

PRODUCT	DESCRIPTION	BATTERY	PRICE EX. VAT
JEFELPT15-K	1.5 Tonne	10Ah	
JEFELPT20-K	2 Tonne	15Ah	
JEFELPT20RC-K	2 Tonne (with remote control)	15Ah	

1.5 TONNE SEMI-ELECTRIC HIGH LIFT

JEFELPT15SHL-K

- Nylon/PU wheels
- Rubber coated handle
- Maintenance free battery
- On board charger
- Quick lift single cylinder
- Capacity: 1.5 Tonne
- Lifting Height: 85-800mm
- Fork Length: 1150mm
- Fork Width: 160mm
- Overall Fork Width: 680mm
- Battery: 12V/65Ah
- Lifting Time with Rated Load: 19s
- Lifting time without Rated Load: 11s



DISCOVER MORE



1.5
TONNE



PRICE EX.VAT

2 TONNE PALLET TRUCK

JEFPT1

- Suitable for a broad range of material handling applications, including horizontal transport, order picking, loading / unloading and stacking
- Designed for ease of use, our long-lasting truck allows for the safe and efficient movement of goods with very little effort
- Provides lift heights up to 190mm
- Fitted with heavy-duty double wheel solid castors
- Fork Width: 150mm
- Fork Spacing: 130mm
- Fork Length: 1150mm
- Max. Lift: 2000kg
- Max. Load: 2 Tonne
- Max. Lift Height: 190mm



PUMP CONTROL HANDLE
ALLOWS 3 FUNCTIONS:
LOWER, NEUTRAL, LIFT



DOUBLE WHEEL SOLID CASTORS

PRICE EX.VAT

2
TONNE

TUNDRA ADJUSTABLE GREASE DRUM TROLLEY

TUNHNDTRL20A

- Ideal for transporting oil/grease barrels
- Steel construction with heavy duty wheels for use in rigorous work environments
- Adjustable drum height locking clamp and base knobs for holding drums of varying diameters
- Ideal for 20 litre, 5 gallon to 60 litre and 16 gallon drums



TROLLEY ONLY - DRUM
& PUMP NOT INCLUDED

COMPATIBLE WITH
50:1 GREASE
PUMP & GUN

PAGE 242

INDUSTRIAL

PRICE EX.VAT

WORKSHOP HAND TROLLEY

JEF4101C

- Constructed from light yet durable metal
- Dimensions (LxWxH): 750 x 450 x 775mm



TOOLS NOT INCLUDED

PRICE EX.VAT

WELDING TROLLEY CART

JEF4222C

The Jefferson Welding Trolley is the perfect all in one solution for the modern workshop. Manufactured from durable yet light steel, it delivers exceptional performance and mobility. Keep your welding equipment neat and tidy and most importantly safe with this essential product. It features space at the rear for one tank of gas and safety chains to keep it secure.

- Load Capacity: 80kg
- Wheels: 7.5" / 3" solid wheels
- Dimensions (LxBxH): 705mm x 375mm x 692mm



TOOLS NOT INCLUDED

PRICE EX. VAT

MAX
80KG

TUNDRA 500KG HIGH LIFT TABLE

TUNLFTAB500-HL

- Can be widely used as a working platform for goods handling in workshops, warehouses, freight yards and other small sites
- Fitted with two fixed and two swivel composite wheels for easy rolling over rough workshop and warehouse floors
- Features safety bars to prevent inadvertent lowering
- Suitable for numerous garage, industrial and warehouse handling applications
- May also be used as a mobile service bench
- Heavy-duty construction
- Capacity: 500kg
- Min. Height: 360mm
- Max. Height: 1500mm
- Table Size: 910 x 510mm
- Weight: 120kg



PRICE EX. VAT

INDUSTRIAL

0.5
TONNE

TUNDRA LIFT TABLES

- Heavy-duty construction
- Fitted with two fixed and two swivel composite wheels for easy rolling over rough workshop and warehouse floors
- Swivel wheels fitted with foot-operated brake
- One-piece hydraulic unit controlled by large rear mounted foot pedal
- Safety release mechanism positioned on handlebar for smooth controlled descent
- Both models feature safety bars to prevent inadvertent lowering
- Suitable for numerous garage, industrial and warehouse handling applications
- Supplied with non-slip platform cover for added load security
- May also be used as a mobile service bench



	PRODUCT	MAX. LOAD	MIN HEIGHT	MAX HEIGHT	TABLE SIZE	WEIGHT	PRICE EX. VAT
1	TUNLFTAB300	300kg	270mm	760mm	810 x 500mm	58kg	
2	TUNLFTAB500	500kg	280mm	860mm	815 x 500mm	76kg	

INDUSTRIAL


0.3
TONNE

0.5
TONNE

TUNDRA 8 TONNE MACHINE MOVING SKATES

TUNCT08

- 1 x 4 Tonne steering skate with turntable allowing directional changes during movement
- 2 x 2 Tonne trailing skates
- All skate systems are standard equipped with a steering bar and alignment bar
- Polyurethane wheels giving a long life and reduced risk of any damage to your floor
- Max capacity: 8 tonne as a set



INDUSTRIAL

TUNDRA 16 TONNE MACHINE MOVING SKATES

TUNCT16

- 1 x 8 Tonne steering skate with turntable allowing directional changes during movement
- 2 x 4 Tonne trailing skates
- All skate systems are standard equipped with a steering bar and alignment bar
- Pulling / Towing eye
- Anti-slip rubber pads
- Polyurethane wheels giving a long life and reduced risk of any damage to your floor
- Max capacity: 16 Tonne as a set



INDUSTRIAL


5 TONNE BLUE RATCHET STRAPS

Manufactured according to European Standard EN 12195-2:2001, Jefferson ratchet straps are all fitted with a double J hook for added durability and provide superior support and safety when transporting goods.

- 50mm width
- High quality ratcheting tie down straps
- Made from high-strength 100% Polyester Webbing
- Ideal for securing and binding oversized and difficult loads
- Automatic lock ratcheting action with easy release
- Fitted with double J Hooks
- Manufactured and tested to EN 12195-2 with TUV & GS Certification



EN 12195-2:2001




PRODUCT	LENGTH	LASHING CAPACITY	COMBINED LASHING CAPACITY	PRICE EX. VAT
JEFRS5T-08M	8m	Ratchet: 2500daN Strap: 2500daN	5000daN	
JEFRS5T-10M	10m	Ratchet: 2500daN Strap: 2500daN	5000daN	
JEFRS5T-12M	12m	Ratchet: 2500daN Strap: 2500daN	5000daN	

5M X 25MM BLUE RATCHET STRAP

JEFRS05M

Manufactured according to European Standard EN 12195-2:2001, Jefferson ratchet straps are all fitted with a double J hook for added durability and provide superior support and safety when transporting goods.

- Lashing Capacity:
Ratchet: 400daN
Strap: 400daN
- Combined Lashing capacity: 800daN




PRICE EX.VAT

EN 12195-2:2001

4.5M X 25MM RATCHET TIE DOWN STRAPS (2 PACK)

JEFRS04.5-02

- Lashing capacity:
Ratchet: 350daN
Strap: 350daN
- Combined lashing capacity: 700daN



PRICE EX.VAT

EN 12195-2:2001

5M X 25MM ORANGE RATCHET STRAP SET (4 PACK)

JEFRS05.0-04

- High quality ratcheting tie down straps
- Made from high-strength 100% Polyester Webbing
- Ideal for securing and binding oversized and difficult loads
- Automatic lock ratcheting action with easy release
- Fitted with double S Hooks
- Manufactured and tested to EN 12195-2 with TUV & GS Certification



PRICE EX.VAT

EN 12195-2:2001

3.5M X 25MM ORANGE RATCHET STRAP SET (2 PACK)

JEFRS03.5-02

- High quality ratcheting tie down straps
- Made from high-strength 100% Polyester Webbing
- Ideal for securing and binding oversized and difficult loads
- Automatic lock ratcheting action with easy release
- Fitted with double S Hooks
- Manufactured and tested to EN 12195-2 with TUV & GS Certification



PRICE EX.VAT

EN 12195-2:2001

TARPAULINS

- 140gsm polyethylene weave with reinforced corners
- UV treated
- Tear-proof, waterproof, mould- and mildew-proofed
- Aluminium eyelets set at metre intervals
- Edges heat treated and reinforced with cord in the hem
- All corners strengthened with heavy-duty plastic



REINFORCED CORNERS



PRODUCT	SIZE	PRICE EX. VAT
JEFTARP3-2	3m x 2m	
JEFTARP4-3	4m x 3m	
JEFTARP5-4	5m x 4m	
JEFTARP5-8	5m x 8m	
JEFTARP7-6	7m x 6m	
JEFTARP9-14	9m x 14m	

10 PIECE ASSORTED ELASTIC STRAPS

JEFESMIX-10

- High quality rubber bungee cords with coated steel hooks
- TUV/GS Tested & Approved
- 4x Ø4mm x 250mm
- 2x Ø8mm x 600mm
- 2x Ø8mm x 800mm
- 2x Ø8mm x 1000mm



PRICE EX.VAT

2 PIECE HEAVY DUTY ELASTIC STRAPS

- Manufactured from virgin rubber with plastic coated steel hooks
- Lashing capacity 20kg
- Ideal for securing loads to vans and trucks



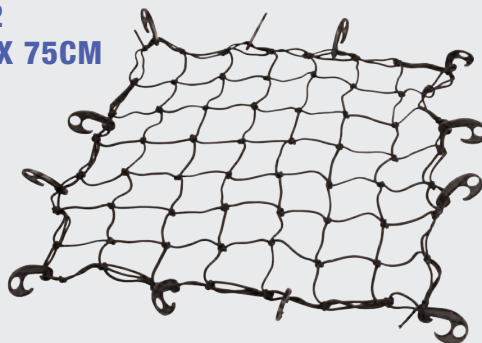
PRODUCT	SIZE	PRICE EX. VAT
JEFES450-02	450mm	
JEFES600-02	600mm	
JEFES800-02	800mm	



CARGO NET (12 HOOKS) 75CM X 75CM

JEFCN75-75

- Safely secures vehicle loads whilst in transit
- 75cm by 75cm-elasticated rubber net
- Complete with 12 plastic hooks
- Suitable for trade and domestic use



PRICE EX.VAT

20 PIECE ASSORTED ELASTIC STRAPS

JEFESMIX-20


- High quality rubber bungee cords with coated steel hooks
- TUV/GS Tested & Approved
- 4x Ø4mm x 250mm
- 4x Ø8mm x 500mm
- 4x Ø8mm x 750mm
- 4x Ø8mm x 455mm
- 4x Ø8mm x 600mm



PRICE EX.VAT



NEW! 12 PIECE PRECISION SCREWDRIVER SET



PAGE 191

LOAD SLINGS

- Reinforced flat double eye
- 100% High tenacity polyester
- Low elongation and 7:1 safety factor
- Manufactured and certified to EN4192-1
- Colour coded to identify capacity in accordance with European standards

1 TONNE (PURPLE)



PRODUCT	DESCRIPTION	LENGTH	PRICE EX. VAT
JEFLSL0101P	1 Tonne 1m Load Sling (Purple)	1m	
JEFLSL0102P	1 Tonne 2m Load Sling (Purple)	2m	
JEFLSL0103P	1 Tonne 3m Load Sling (Purple)	3m	

2 TONNE (GREEN)



PRODUCT	DESCRIPTION	LENGTH	PRICE EX. VAT
JEFLSL0201G	2 Tonne 1m Load Sling (Green)	1m	
JEFLSL0202G	2 Tonne 2m Load Sling (Green)	2m	
JEFLSL0203G	2 Tonne 3m Load Sling (Green)	3m	

3 TONNE (YELLOW)



PRODUCT	DESCRIPTION	LENGTH	PRICE EX. VAT
JEFLSL0302Y	3 Tonne 2m Load Sling (Yellow)	2m	
JEFLSL0303Y	3 Tonne 3m Load Sling (Yellow)	3m	
JEFLSL0304Y	3 Tonne 4m Load Sling (Yellow)	4m	
JEFLSL0305Y	3 Tonne 5m Load Sling (Yellow)	5m	

4 TONNE (GREY)



PRODUCT	DESCRIPTION	LENGTH	PRICE EX. VAT
JEFLSL0403GR	4 Tonne 3m Load Sling (Grey)	3m	
JEFLSL0404GR	4 Tonne 4m Load Sling (Grey)	4m	

5 TONNE (RED)



PRODUCT	DESCRIPTION	LENGTH	PRICE EX. VAT
JEFLSL0502R	5 Tonne 2m Load Sling (Red)	2m	
JEFLSL0503R	5 Tonne 3m Load Sling (Red)	3m	
JEFLSL0504R	5 Tonne 4m Load Sling (Red)	4m	
JEFLSL0505R	5 Tonne 5m Load Sling (Red)	5m	



BLACK/RED PROFESSIONAL FITTER GLOVES (PACKET OF 6 PAIRS)

- Polyester liner with nitrile micro-thin coated palm
- Strong and close fitting dexterous glove with high abrasion resistance
- Designed to keep hands cool & dry
- Sizes: L or XL



PROFESSIONAL

PRODUCT	SIZE	PRICE EX. VAT
JEFGLPROF-6PL	Large	
JEFGLPROF-6PXL	X-Large	



ORANGE GRIP GLOVES (PACKET OF 6 PAIRS)

- Strong Latex coated glove for general work and handling tasks
- Fabric back allows air to circulate around the hand for comfort and safety
- Sizes: L or XL



PRODUCT	SIZE	PRICE EX. VAT
JEFGLORG-6PL	Large	
JEFGLORG-6PXL	X-Large	



ECO FIT GLOVES (PACKET OF 6 PAIRS)

- Polyester protective work glove
- Polyurethane coated palms for extra grip
- Suitable for precision tasks such as small-scale assembly
- Sizes: L or XL



PRODUCT	SIZE	PRICE EX. VAT
JEFGLECO-6PL	Large	
JEFGLECO-6PXL	X-Large	

GREEN GRIP GLOVES

- Strong latex coated glove for general work and handling tasks
- Fabric back allows air to circulate around the hand
- Sizes: M, L or XL



PRODUCT	DESCRIPTION	PRICE EX. VAT
JEFGLGG-M	Medium	
JEFGLGG-L	Large	
JEFGLGG-XL	X-Large	

ORANGE GRIP GLOVES

- Strong Latex coated glove for general work and handling tasks
- Fabric back allows air to circulate around the hand for comfort and safety
- Sizes: L or XL



PRODUCT	DESCRIPTION	PRICE EX. VAT
JEFGLORG-L	Large	
JEFGLORG-XL	X-Large	

ORANGE THERMAL GLOVES

- Black latex coated palm and finger wrinkle finish
- 10g hi-visibility orange acrylic liner
- Designed to keep hands warm in cold conditions
- Provides excellent grip, flexibility and durability
- Sizes: L or XL



PRODUCT	DESCRIPTION	PRICE EX. VAT
JEFGLTOT-L	Large	
JEFGLTOT-XL	X-Large	

DRY GRIP WATER-RESISTANT LATEX GLOVES

- Water-resistant work glove with latex fully-coated back, double-coated, sand-textured, latex palms & fingers, with soft nylon cuffs & inner lining
- Provides excellent grip, flexibility, comfort & protection when working in wet environments
- Sizes: L or XL



PRODUCT	DESCRIPTION	PRICE EX. VAT
JEFGLDG-L	Large	
JEFGLDG-XL	X-Large	

BLACK FITTERS GLOVES

- Fitters gloves with polyurethane coated palms for extra grip
- Ideal for precision tasks such as small scale assembly
- Sizes: L or XL



PRODUCT	DESCRIPTION	PRICE EX. VAT
JEFGLSF-L	Large	
JEFGLSF-XL	X-Large	

BLACK PLATINUM FITTERS GLOVES

- Ultra thin nitrile foam
- Black nitrile foam palms provides a secure grip
- Nylon / Lycra lining
- High abrasive resistance
- Elasticated wrist cuffs lock out dirt and debris
- Sizes: S, M, L or XL



PLATINUM
FITTERS GLOVES



PRODUCT	DESCRIPTION	PRICE EX. VAT
JEFGLPF-S	Small	
JEFGLPF-M	Medium	
JEFGLPF-L	Large	
JEFGLPF-XL	X-Large	

CUT RESISTANT GLOVES

- Ultra thin Nitrile foam on a nylon / lycra lining
- A strong and close fitting glove with high abrasion resistance
- Cut Level 5 HPPE (High Performance Polyethylene) shell coating with grey PU
- Light, breathable polyester material allows for more comfortable use
- Heavy duty polyester bound cuffs for durability
- Sizes: L or XL



Cut Resistant Gloves

PRODUCT	DESCRIPTION	PRICE EX. VAT
JEFGLCG-L	Large	
JEFGLCG-XL	X-Large	

RIGGER GLOVES

JEFGLRIGK

- High grade grey leather work gloves with 100% cotton back
- Cotton lined for improved comfort, dexterity and moisture absorption
- Size: One Size



PRICE EX. VAT

RED PVC GAUNTLET (14") SAFETY WORK GLOVES

JEFGLPVCG-XL

- Features a smooth, resistant PVC finish with excellent abrasion protection
- This versatile glove provides excellent resistance to most fats, alcohols, oils, detergents etc.
- Ideal for wide range of tasks including DIY, labouring, cleaning & gardening
- Size: XL



PRICE EX. VAT

RED PVC KNIT-WRIST SAFETY WORK GLOVES

JEFGLPVCKW-XL

- Features a knitted wrist and cotton interlock lining with a smooth, resistant PVC finish with excellent abrasion protection
- This versatile glove provides excellent resistance to most fats, alcohols, oils, detergents etc.
- Ideal for wide range of tasks including DIY, labouring, cleaning & gardening
- Size: XL



PRICE EX. VAT

GECKO HEAVY DUTY HAND CLEANSER

- Designed to effectively remove oil, grease and ground-in soils and substances from skin
- Contains no harsh solvents
- Manufactured from natural extracts and ingredients, making it gentle on skin
- Contains polychips to enhance cleansing action and lanolin to help prevent chapped and dry hands
- Ideal for automotive, engineering, agricultural and domestic use

500ML

JEFHCLN0.5



PRICE EX. VAT

3 LITRE

JEFHCLN03



PRICE EX. VAT



CONTAINS NATURAL
EXTRACTS & INGREDIENTS WITH POLYCHIPS

GECKO GKI
Heavy Duty Hand Cleanser



NITRILE GECKO GLOVES

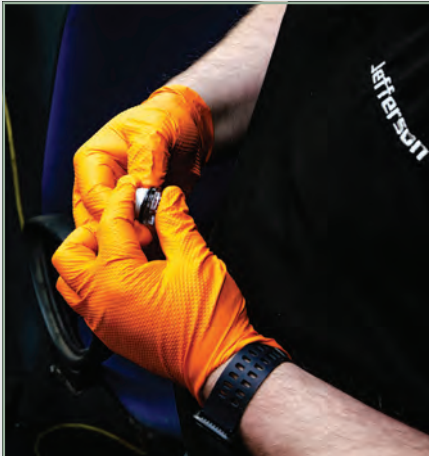
AVAILABLE IN BLACK OR ORANGE

- Latex-free comfort fit, nitrile material
- "Diamond Dimple" texture for reliable grip
- Superior puncture resistance & protection
- Rolled cuff for additional strength
- Heavy-duty protection
- 100% Powder-free

RESISTANCE TO CHEMICALS & MICRO-ORGANISMS

Fully tested and certified to offer resistance against certain bacterial, fungal micro-organisms and general use chemical-based products including:

- ✓ Solvents
- ✓ Antifreeze
- ✓ Petrol / Diesel
- ✓ Grease
- ✓ Lacquers
- ✓ Silicates
- ✓ Brake Cleaner
- ✓ Hand Cleaner
- ✓ Glass Cleaner
- ✓ Paint Thinners
- ✓ Engine & Hydraulic Oil
- ✓ Carburetor Cleaner
- ✓ Transmission Fluid
- ✓ Adhesive Remover
- ✓ Sodium Hydroxide / Corrosives



AVAILABLE IN BLACK AND ORANGE



GECKO GRIP
Professional Nitrile Gloves

PRODUCT	PACK SIZE	GLOVE SIZE	PRICE EX. VAT
BLACK			
JEFGLNIBK-100M	Packs of 100	Medium	
JEFGLNIBK-100L		Large	
JEFGLNIBK-100XL		X-Large	
ORANGE			
NEW SIZE! MEDIUM			
JEFGLNIO-50M	Packs of 50	Medium	
JEFGLNIO-50L		Large	
JEFGLNIO-50XL		X-Large	

BLUE NITRILE GLOVES

- The Jefferson Blue Nitrile Gloves range offers all-round chemical & bacterial protection
- These versatile and multi-purpose gloves are ambidextrous, and available in sizes L & XL
- Latex-free comfort fit
- Rolled cuff for additional strength
- 100% Powder-free
- Chemical and bacteria resistant



CAT. III

MDD - 93/42/EC
EU 2016/425
EN ISO 374-1:2016
EN ISO 374-5:2016
EN 420:2003+A1:2009
EN 16523-1:2015

PRODUCT	PACK SIZE	GLOVE SIZE	PRICE EX. VAT
JEFGLNIBL-100L	Pack of 100	Large	
JEFGLNIBL-100XL		X-Large	

SPRAY SUITS



IMPROVED
DESIGN INCLUDES
EXTENDED ZIP
FOR ADDED
EFFICIENCY



- Designed to offer effective protection against dry particles and certain limited liquid chemical splashes (CE Protective Clothing Category III Type 5/6)
- Certified to offer protection against radioactive particles and biological agents and reduce the build up of electrostatic charges
- Suitable for a wide range of applications and environments including but not exclusive to: industrial cleaning, machine maintenance, clean rooms, toxic powder handling, asbestos inspection, pharmaceutical processing, insulation, painting, coating and resin applications



EN 13034:2005+A1:2009
LIMITED CHEMICAL
SPLASH PROTECTION



EN ISO 13982-1:2004+A1:2010
DRY PARTICLE PROTECTION



EN 1149-5:2018
ELECTRO STATIC PROTECTION



EN 14126:2003
INFECTIVE AGENT PROTECTION



EN 1073-2:2002
RADIOACTIVE PARTICULATE PROTECTION
(Class 1)

PROFESSIONAL

CE 0624

PRODUCT	SIZE	PRICE EX. VAT
JEFSPRS-L	Large	
JEFSPRS-XL	X-Large	
JEFSPRS-XXL	XX-Large	

PREMIUM EAR DEFENDERS

JEFSEMU01

- General purpose ear defenders
- Adjusts to three wearing positions
- Lightweight & robust design
- Single Number Rating (SNR): 24dB



PRICE EX.VAT

CE EU 2016/425,
EN 352-1

HIGH PERFORMANCE FOLDING EAR DEFENDERS

JEFSEMU02

- SNR: 31.3dB
- Efficient Noise Reduction
- Self-adjusting cups provide superior fit
- Comfortable & efficient seal against noise



PRICE EX.VAT

CE EU 2016/425,
EN 352-1

CLEAR VISOR FACE SHIELD

JEFSSFFSH01

- 8"x15" full face clear visor
- Browguard with adjustable headband
- Quick-lock clips for visor replacement
- Tested & approved to CE EN 166:2001



PRICE EX.VAT

CE EU 2016/425,
EN 166

MESH VISOR FACE SHIELD

JEFSSFFSH02

- 8"x15" full grill mesh visor
- Browguard with adjustable headband
- Quick-lock clips for visor replacement
- Tested & approved to CE EN 1731:2006



PRICE EX.VAT

CE EU 2016/425,
EN 166

FFP1 MASKS (PACK OF 5)

JEFMSKFFP1-05

- Moulded design with adjustable nose clip and cushioned nose/brow guard
- Protects against non-toxic particulates, fumes, oil & water-based mists
- Manufactured to CE 2797 EN149:2001 + A1:2009 (NR)




CE 2797 EN149:2001
+ A1:2009 (NR)

PRICE EX.VAT

FFP2 SAFETY MASKS

- Moulded design with adjustable nose clip and cushioned nose/brow guard
- Protects against non-toxic particulates, fumes, oil & water-based mists
- Manufactured to CE 2797 EN149:2001 + A1:2009 (NR)



CE 2797 EN149:2001
+ A1:2009 (NR)

PRODUCT	PACK SIZE	PRICE EX. VAT
JEFMSKFFP2V-03	Pack of 3	
JEFMSKFFP2V-10	Pack of 10	

FFP3 SAFETY MASKS

- Moulded design with adjustable nose clip and cushioned nose/brow guard
- Protects against non-toxic particulates, fumes, oil & water-based mists
- Manufactured to CE 2797 EN149:2001 + A1:2009 (NR)



CE 2797 EN149:2001
+ A1:2009 (NR)

PRODUCT	PACK SIZE	PRICE EX. VAT
JEFMSKFFP3V-02	Pack of 2	
JEFMSKFFP3V-10	Pack of 10	

REUSABLE HALF-FACE RESPIRATORY MASK

JEFMSKFIL-NF

Made using high quality liquid silicone, this easy clean, comfort fit mask fits the users facial curve and adjusts to different face shapes.

- Uncompromised visual field
- The inhalation and exhalation valves enable smooth respiration
- Suitable for agricultural, petroleum, chemical industry, light industry, manufacturing, building materials, construction and other industries
- Filters not supplied



PRICE EX.VAT

REUSABLE HALF-FACE RESPIRATORY MASK ACCESSORIES

- Category III respiratory masks
- Compatible with JEFMSKFIL half face mask

PRE-FILTERS (2 PACK)

JEFMSKPRFIL-02



PRICE EX.VAT

RETAINER (2 PACK)

JEFMSKPFRET-02



PRICE EX.VAT

ABEK1 GAS FILTER CARTRIDGES (X2)

JEFMSKFCAR-02

TYPE	COLOR	PROTECTION
A1	Brown	Organic Vapours & Gases with boiling point 65°C & above
B1	Grey	Inorganic Vapours & Gases (ex. Carbon Dioxide/Monoxide)
E1	Yellow	Sulphur Dioxide & Other Acidic Vapours & Gases
K1	Green	Ammonia & Ammonia Derivatives Vapours & Gases
ABEK1	A1+B1+E1+K1	A1+B1+E1+K1

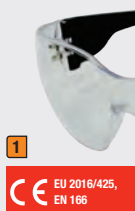
CAT.III



PRICE EX.VAT

FRAMELESS SAFETY GLASSES

- Available in clear, amber or dark lenses
- Polycarbonate arms & legs
- Side shields



1

CE EU 2016/425,
EN 166

2

CE EN 166:2001



3

CE EU 2016/425,
EN 166

	PRODUCT	COLOUR	PRICE EX. VAT
1	JEFSFGLS02	Clear	
2	JEFSFGLS03	Amber	
3	JEFSFGLS04	Dark	

BLACK NYLON FRAME SAFETY GLASSES

JEFSFGLS01

- One piece design for low energy impact protection
- Lightweight black nylon frame & clear lens
- Adjustable temple length
- Manufactured, tested and approved to EN 166:2001

CE EU 2016/425,
EN 166

PRICE EX.VAT

ANTI FOG & SCRATCH SAFETY GLASSES

JEFSFGLS05

- One piece design for low energy impact protection
- Lightweight black nylon frame & clear lens
- Soft, non-slip nose bridge
- Adjustable temple length
- Manufactured, tested and approved to EN 166:2001

CE EU 2016/425,
EN 166

PRICE EX.VAT

CLEAR SAFETY GOGGLES

JEFSFGOG01

- Lightweight clear PVC body to fit most face shapes
- Indirect ventilation system for dust & liquid protection

CE EU 2016/425,
EN167, EN 168,
EN 166, EN 172

PRICE EX.VAT

FLIP UP LENS GAS WELDING GOGGLES

JEFSFGOG02

- Infrared (IR) shade 5 protection with flip-up lenses
- Clear polycarbonate safety lenses
- Soft flexible vinyl frame
- Indirect ventilation in goggle frame
- Adjustable head strap

CE EU 2016/425,
EN167, EN 168,
EN 166, EN 172

PRICE EX.VAT

NEW!

**DRILL
BIT SETS**



PAGE 67

PROFESSIONAL SAFETY GOGGLES

JEFSFGOG03

- Clear lens with soft frame, nose cushioning & browguard
- Airtight and pressure-free fit with adjustable strap
- Full vision goggle with unrestricted side visibility
- Tested and approved to CE EN 166:2001



PRICE EX.VAT

DIAMOND CUTTING BLADES

- Engineered with an extended service life in mind
- Increased diamond density and segment heights improve performance over many of our competitors, 10mm segment height on our 4½" and 9" blades and 12mm on the 12" blades and 14" blades, greatly increases the lifespan of our blades
- Many of our competitors use between 5 to 10mm for similar sized blades

INDUSTRIAL DIAMOND BLADES (ASPHALT)

• Usage: Suitable for wet & dry cutting of asphalt, asphalt over concrete, and abrasive building materials



PRODUCT	SIZE	BORE	MAX SPEED	MAX RPM	PRICE EX. VAT
JEFDIBLB-300A	300mm/12"	20mm	100m/s	6,400	
JEFDIBLB-350A	350mm/14"	25.4mm	100m/s	5,500	

GENERAL PURPOSE DIAMOND BLADES (SINTERED TYPE)

• Usage: General Masonry - Concrete Floors, Slabs, Slate, Paving Stones, Facing Bricks



PRODUCT	SIZE	BORE	MAX SPEED	MAX RPM	PRICE EX. VAT
JEFDIBLR-115T	115mm/4.5"	22mm	80m/s	13,300	
JEFDIBLR-230T	230mm/9"	22mm	80m/s	6,650	
JEFDIBLR-300T	300mm/12"	20mm	80m/s	5,100	

INDUSTRIAL DIAMOND BLADES (LASER WELDED)

• Usage: Concrete/Hard Material - Reinforced Concrete, Hard Facing Brick, Clay Pipes, Roofing Tiles



PRODUCT	SIZE	BORE	MAX SPEED	MAX RPM	PRICE EX. VAT
JEFDIBLB-115P	115mm/4.5"	22mm	80m/s	13,300	
JEFDIBLB-230P	230mm/9"	22mm	80m/s	6,650	
JEFDIBLB-300P	300mm/12"	20mm	80m/s	5,100	
JEFDIBLB-350P	350mm/14"	25.4mm	100m/s	5,500	

INDUSTRIAL TILE CUTTING DIAMOND BLADES (LASER WELDED)

• Usage: Tiles, Ceramic, Porcelain



PRODUCT	SIZE	BORE	MAX SPEED	MAX RPM	PRICE EX. VAT
JEFDIBLG-115TC	115mm/4.5"	22mm	80m/s	13,300	
JEFDIBLG-230TC	230mm/9"	22mm	80m/s	6,650	

METAL CUTTING
ABRASIVE DISCS

Whether you need to cut iron box section, mild steel or steel reinforcing rod, there's a Jefferson® disc to do the job. Our discs come in a variety of bore sizes to suit the most common tools and are manufactured from the highest quality materials.



PRODUCT	SIZE	BORE	PRICE EX. VAT
JEFD01PRO	4"	16mm	
JEFD02PRO	4.5"	22mm	
JEFD04PRO	9"	22mm	
JEFD06PRO	12"	20mm	
JEFD08PRO	14"	25.4mm	

METAL GRINDING
ABRASIVE DISCS

When cutting isn't an option, or maybe you only need to reduce the edge of a surface, then you need a grinding disc. Our range of discs have been designed to work efficiently while maintaining durability.



PRODUCT	SIZE	BORE	PRICE EX. VAT
JEFD15PRO	4"	16mm	
JEFD16PRO	4.5"	22mm	
JEFD17PRO	9"	22mm	

INOX CUTTING
ABRASIVE DISCS

Due to the particular properties of stainless steel such as its hardness and ductile nature, our INOX steel cutting discs are much slimmer than the standard metal cutting discs.



PRODUCT	SIZE	BORE	PRICE EX. VAT
JEFD25PRO	4"	16mm	
JEFD26PRO	4.5"	22mm	
JEFD28PRO	9"	22mm	
INDUSTRIAL			
TUNDSS045	4.5"	20mm	
TUNDSS090D	9"	25.4mm	

STONE CUTTING
ABRASIVE DISCS

Since the properties of stone or concrete differ greatly from that of steel, the discs required to cut them must also vary. Our stone cutting discs have been optimised for performance in slicing through both natural stone and man-made concrete products.



PRODUCT	SIZE	BORE	PRICE EX. VAT
JEFD10PRO	4.5"	22mm	
JEFD12PRO	9"	22mm	
JEFD13PRO	12"	20mm	

INOX CUTTING ABRASIVE DISCS - TIN OF 10

JEFD26PRO-CASE

Due to the particular properties of stainless steel such as its hardness and ductile nature, our INOX steel cutting discs are much slimmer than the standard metal cutting discs.



PRICE EX.VAT

ABRASIVE FLAP DISCS

The abrasive zirconium surface of our flap discs allow for a slower, more controlled removal of smaller amounts of waste material, particularly material produced while welding.



INDUSTRIAL

PRODUCT	SIZE	BORE	GRIT	PRICE EX. VAT
JEFD20PRO	4.5"	22mm	40	
JEFD21PRO	4.5"	22mm	60	
JEFD30PRO	4.5"	22mm	80	
JEFD31PRO	4.5"	22mm	120	
INDUSTRIAL				
MCF04540	4.5"	22mm	40	
MCF04560	4.5"	22mm	60	
MCF07040	7"	22mm	40	

BLACK POLY DISC 115MM 22MM BORE

JEFD50PRO

- Suitable for use on angle grinders
- Removes rust & paint on a wide range of materials
- Max Speed: 13300rpm
- Size: 115mm
- Bore: 22.2mm



PRICE EX.VAT

EMERY CLOTH ROLLS

- Made from Aluminium oxide
- Strong and flexible multi-purpose abrasive cloth
- Easy tearing, high-performance material
- Ideal for removing rust, paint, cleaning and polishing metallic surfaces



50MM OR 25MM WIDE

PRODUCT	WIDTH	LENGTH	GRIT	PRICE EX. VAT
JEFEMYR2550-040	25mm	50m	40G	
JEFEMYR5050-040	50mm	50m	40G	
JEFEMYR5050-060	50mm	50m	60G	

AVAILABLE IN
40 & 60 GRIT

INFERNO
INFRARED
OIL HEATERS



- ★ 52,000 BTU
- ★ 60,000 BTU
- ★ 72,000 BTU

PAGE 85

BENCH GRINDER CRIMPED WIRE WHEEL BRUSHES

- Ideal for removing rust from metal surfaces
- Suitable for fitting on a wide range of bench grinder sizes
- Manufactured & tested to BS EN 1083-2 standard
- Crimped, coarse brassed steel wire fill
- 32mm standard arbor with multi-bore reducer set:
25.4mm, 22mm, 19mm, 16mm, 12.7mm
- Max RPM: 6000



COMPATIBLE WITH ALL
BENCH GRINDERS

PAGE 75



PRODUCT	SIZE	PRICE EX. VAT
JEFWIWHB-150	150 x 25mm	
JEFWIWHB-200	200 x 25mm	

INDUSTRIAL CUP BRUSHES



For jobs requiring the removal of rust and other corrosion from metal surfaces, our cup brushes are a fast and efficient solution. They are also well suited to the removal of paint or similar surface coatings. While best results are found when used on metallic surfaces, they can be used on others but we would advise that you test a small area first.

PRODUCT	DESCRIPTION	PRICE EX. VAT
CRIMPED KNOT		
1 JEFBCBR075M14	M14 75mm	
2 JEFBCBR100M14	M14 100mm	
3 JEFBCBR125M14	M14 125mm	
TWIST KNOT		
4 JEFBCBTW065M14	M14 100mm	
5 JEFBCBTW100M14	M14 125mm	

INDUSTRIAL

BENCH GRINDING WHEELS

The Jefferson® grinding stones come in sizes 6" or 8" in either 36 or 60 grit. For the jobs that require a little more roughness, 36 grit would be the preferable choice. 60 grit is ideal for those jobs that require less coarseness.




COMPATIBLE WITH ALL
BENCH GRINDERS

PAGE 75



PRODUCT	SIZE	GRIT	BORE	COMPATIBLE WITH	PRICE EX. VAT
JEFBGWH06-036	6"	36G	12.7mm	JEFBGS06	
JEFBGWH06-060	6"	60G	12.7mm	JEFBGS06	
JEFBGWH08-036	8"	36G	15.8mm	JEFBGS08	
JEFBGWH08-060	8"	60G	15.8mm	JEFBGS08	
INDUSTRIAL					
JEFBG6WIND-036	6"	36G	32mm	JEFBG6	
JEFBG6WIND-060	6"	60G	32mm	JEFBG6	
JEFBG8WIND-036	8"	36G	32mm	JEFBG8	
JEFBG8WIND-080	8"	80G	32mm	JEFBG8	

WIRE BRUSHES



3
MILD STEEL

4
STAINLESS
STEEL

PRODUCT	DESCRIPTION	PRICE EX. VAT
1 JEFBRPBC03	Plastic Handle Brass Coated Wire Brush	
2 JEFBRPSS04	Plastic Handle Stainless Steel Wire Brush	
3 JEFBRWCS01	Wooden Handle Mild Steel Wire Brush	
4 JEFBRWSS01	Wooden Handle Stainless Steel Wire Brush	

FUEL TRANSFER PUMP 230V

JEFPMPDIECUBE60

- This 230V mobile pump is perfect for dispensing diesel or light fuel oils such as paraffin from drums or tanks
- The equipment comprises of an electric motor, vane oil pump, flow meter and fuel nozzle
- This dispenser has been designed for a wide variety of non-commercial uses and is ideal for refuelling vehicles and equipment in garages, construction sites or agricultural environments
- The pump kit is reliable, easy to operate and easily maintained
- Flow Rate: 60L/min
- Motor: 550W (2800rpm)
- Max Pressure: 3bar / 44psi
- Suction: Distance (5m) Lift (10m)



INCLUDES:

- Self Priming Cast Iron Vane Fuel Pump
- 550W Electric Motor
- 4 Digit Fuel Meter
- Automatic Fuel Nozzle (1" Swivel Connection)
- 2m Suction Hose with Filter and 1" Fittings
- 4m Rubber Delivery Hose




PRICE EX.VAT

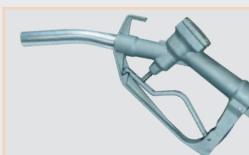
DIESEL PUMP SET

- Self-priming rotary vane pump - 40L/min / 140W
- Cast iron pump body finished with anti-corrosion paint
- Vane pump with sintered steel rotor and acetal resin vanes
- By-pass valve incorporated in the pump body
- Comes complete with metal diesel gun with 1" swivel connection


40 LITRES
PER MINUTE



4 METRE DELIVERY HOSE & 2 METRE SUCTION HOSE WITH FILTER



NOZZLE WITH SWIVEL CONNECTION



CAN BE POWERED BY 12V BATTERY

PRODUCT	VOLTAGE	PRICE EX. VAT
JEFPMPDIESET12V	12V	
JEFPMPDIESET24V	24V	

DIESEL FLOW METER

JEFPMPDIEFLOWM

- Max. operating pressure: 3.5bar / (49psi)
- 4 digit counter & total counter
- Mechanical readout with rotating wheels
- Flow rate: 20 -120L/min
- Suitable for gravity fed or pump applications
- Accurate to +/-1%
- Aluminium metering chamber
- Subtotal can be set to zero



PRICE EX.VAT

AUTOMATIC FUEL NOZZLE

JEFPMPAUTONOZZ

- Flow rate: 0-80L/min
- Operating pressure: 0.18MPa
- Suitable for diesel or petrol
- Low profile aluminium body



PRICE EX.VAT

75 LITRE PORTABLE AD BLUE DISPENSING TANK WITH 12V PUMP

JEFTNKADB075L

- 75 Litre capacity tank ideal for transporting and dispensing AdBlue®
- Manufactured from impact-resistant and UV stabilised polyethylene and designed for the car or commercial vehicle workshop and portable outdoor refilling
- Supplied with: AdBlue® electric pump; auto-shutoff nozzle; 4m EPDM delivery hose and 4m power cable with 12V battery clamps
- Fitted with two 8" PU wheels which allow the unit to be easily manoeuvred over uneven ground for filling outside of the workshop
- Supplied with hose holder and vent caps
- Suitable for all diesel-engined vehicles that use diesel exhaust fluid (DEF)
- Power: 12V DC
- Maximum Flow Rate: 17L/min
- Pressure: 40psi
- Wheel Dimensions: 8" / 200mm
- Dimensions: 1040 x 520 x 440mm
- Weight: 15kg



PRICE EX.VAT

PORTABLE DIESEL TANKS WITH 12V PUMP

- Manufactured from HDPE for the safe transportation and dispensing of diesel fuel when refilling on-site equipment
- Supplied with a 12V electric pump, 4m electric cable and clamps, and a 4m delivery hose with automatic fuel nozzle
- Can be safely secured and transported on a pick-up truck or van, using grooves for tie down straps and six handles for positioning
- Complies to ADR 1.1.3.1.C for exemption from requirements of ADR regulations
- Supplied with lockable cover
- Capacity: 210L
- Power Supply: 180W / 15A
- Flow Rate: 40L/min
- Dimensions: 1100 x 800 x 470mm
- Weight: 30.4kg



12V ELECTRIC PUMP,
4M ELECTRIC CABLE AND CLAMPS,
& 4M DELIVERY HOSE WITH AUTOMATIC FUEL NOZZLE



	PRODUCT	DESCRIPTION	PRICE EX. VAT
1	JEFTNKDIE210L	210 Litre	
2	JEFTNKDIE400L	400 Litre	

FUNNELS



2



3



	PRODUCT	DESCRIPTION	PRICE EX. VAT
1	JEFLUASPFUN	9" Anti-Spill Funnel	
2	JEFLUTRAFUN	10" Tractor Funnel	
3	JEFLUFLXFUN	110mm Black PVC Flexible Funnel	

INDUSTRIAL FUNNELS

- Removable brass strainer
- High overflow rim functions as splash guard
- Oil, acid and fuel-resistant
- HDPE (high-density polyethylene)
- Capacity: 1.2L



INDUSTRIAL

	PRODUCT	DESCRIPTION	PRICE EX. VAT
1	JEFFLSPCFUN	Flexible Spout Combi Funnel	
2	JEFFOFFSTFUN	Offset Funnel	

JERRY CANS

- Available in a range of sizes, our Jerry Cans are U.N. approved and provide a secure, steel casing to ensure the safe transportation and storage of a wide variety of liquids
- Manufactured from 0.8mm steel and finished with a lockable, air-tight nozzle and cap
- Colour easily indicates the jerry can contents:
Green – Unleaded fuel



- Suitable for use with 5, 10 & 20 Litre Jefferson Metal Jerry Cans
- Internal filter gauze
- NBR gasket
- Air vents

ALL JEFFERSON
JERRY CANS ARE
U.N. APPROVED



	PRODUCT	DESCRIPTION	PRICE EX. VAT
1	JEFJERC05L	5 Litre Jerry Can	
2	JEFJERC10L	10 Litre Jerry Can	
3	JEFJERC20L	20 Litre Jerry Can	
4	JEFJERCFS	Jerry Can Fuel Spout	
5	JEFJERCFFL	Flexible Jerry Can Fuel Spout	

5 LITRE PLASTIC FUEL CANS



INCLUDES
FLEXIBLE SPOUT

- 5 litre capacity with flexible pouring spout
- Manufactured from reinforced high density polyethylene
- Available in red or green
- Complies with ADN 2019 / ADR 2019 / RID 2019 regulations

ALL JEFFERSON
JERRY CANS ARE
U.N. APPROVED



	PRODUCT	COLOUR	PRICE EX. VAT
	JEFFCAN05-G	Green	
	JEFFCAN05-R	Red	

MEASURING JUGS



	PRODUCT	SIZE	PRICE EX. VAT
1	JEFLUMEAHL01L	1 Litre	
2	JEFLUMEAHL03L	3 Litre	
3	JEFLUMEAHL05L	5 Litre	

1 LITRE SPRAY BOTTLE

JEF1LTRBOT

- Max Capacity: 1000cc
- Length of range with long jet: 7m
- Height of range with long jet: 3.5m
- Wide angle max: 60°
- CC Leverage: 2.00cc



PRICE EX.VAT

17 LITRE OIL/ FLUID DRAIN PAN

JEFPAND017

- For the recovery of oil and antifreeze, the pan keeps the workshop floor free from oily residue
- Remains rigid even with hot oil
- High-density Polyethylene
- UV stabiliser
- Anti-splash lip



PRICE EX.VAT

NEW!

HAND PUMP SPRAYERS WITH NBR SEALS

1.5 LITRE

JEFHPS1.5LN-G

- ★ Adjustable nozzle
- ★ Not suitable for acid based liquids



PRICE EX.VAT

5 LITRE

JEFHPS5.0LN-G

FEATURES

- ★ Adjustable nozzle: precision or wide spray
- ★ On/off trigger with trigger lock
- ★ Safety pressure release valve
- ★ High performance pump
- ★ Stainless steel lance
- ★ 1.2m flexible hose
- ★ Integrated lance holder
- ★ Max. Temperature: 25°C
- ★ Not suitable for acid based liquids

STAINLESS STEEL LANCE



PRESSURE RELEASE VALVE



ADJUSTABLE NOZZLE

PRICE EX.VAT

NITRILE BUTADIENE RUBBER (NBR) SEALS ARE SUITABLE FOR SPRAYING LIQUIDS SUCH AS:

- ★ Water
- ★ Herbicides
- ★ Pesticides
- ★ Insecticides
- ★ Fungicides
- ★ Solvent-free treatments

HAND PUMP SPRAYERS WITH VITON SEALS

- Ideal for spraying a wide variety of fluids and chemicals
- Complete with a Viton seal; A hydrocarbon rubber, developed to withstand even the most challenging of environments
- Features an ergonomic handle and pressure relief valve
- Fitted with adjustable nozzle to switch between mist and jet settings



VITON IS WIDELY USED IN AEROSPACE, MILITARY, CHEMICAL PROCESSING, OIL & GAS, AND OTHER APPLICATION AREAS WITH EXTREME TEMPERATURE, PRESSURE AND CHEMICAL ENVIRONMENTS

1.5 LITRE

JEFHPS1.5L



PRESSURE RELIEF VALVE



PRICE EX.VAT

2.5 LITRE

JEFHPS2.5L



PRESSURE RELIEF VALVE



PRICE EX.VAT

NEW!

HAND PUMP SPRAYERS WITH EPDM SEALS

JEFHPS8.0LE-R

FEATURES

- ★ Adjustable nozzle: precision or wide spray
- ★ On/off trigger with trigger lock
- ★ Safety pressure release valve
- ★ High performance pump
- ★ Stainless steel lance
- ★ 1.2m flexible hose
- ★ Integrated lance holder in pump handle
- ★ Covers area 40-100m²
- ★ Max. Pressure: 2.5 bar
- ★ Max. Temperature: 25°C



INTEGRATED LANCE HOLDER



PRESSURE RELEASE VALVE

ETHYLENE PROPYLENE DIENE MONOMER (EPDM) RUBBER SEALS ARE SUITABLE FOR LIQUIDS SUCH AS:

- ★ Acids
- ★ Weak alkali
- ★ Ketones

COMMONLY FOUND IN RESINS AND COATINGS

PRICE EX.VAT

WHICH MATERIAL DO I NEED?

NBR

Good resistance to oils and grease. Ideal for oil-based pesticides, diesel-based herbicides and lubricants

VITON

High chemical resistance. Long lifespan under harsh conditions. Ideal for solvents, harsh degreasers, automotive chemicals, brake cleaners, strong acidic or caustic cleaners


EPDM

Excellent weather, ozone, and UV resistance. Good for outdoor use. Ideal for herbicides, insecticides, water-soluble fertilisers and vinegar-based solutions

PETROL WATER PUMPS

- Self-Priming Time: 70 s/4m
- Engine Type: MacGen Four Stroke, Air Cooled, OHV Petrol
- Guaranteed Noise Level: 102dBA
- Fuel Tank Capacity: 3.6L
- Lubrication Oil: SAE 10W/30
- Lubrication Oil Volume: 0.6L

1



2



10W30 OIL FOR OPTIMAL PERFORMANCE - SEE PAGE 250



PRODUCT	SUCTION PORT DIAMETER	DISCHARGE PORT DIAMETER	MAX. OUTPUT	RATED CAPACITY	MAX. HEAD	MAX. SUCTION HEAD	ENGINE	DISPLACEMENT CAPACITY	DIMENSIONS	WEIGHT	PRICE EX. VAT
1 JEFWATPMP02	2" / 50mm	2" / 50mm	5.5HP / 3600rpm	36m ³ /h	28m	8m	5.5HP Petrol	163cc	517 x 415 x 452mm	23kg	
2 JEFWATPMP03	3" / 76mm	3" / 76mm	6.5HP / 3600rpm	60m ³ /h	26m	6m	6.5HP Petrol	196cc	466 x 376 x 398mm	25kg	

750W SUBMERSIBLE WATER PUMP (230V)

JEFSUBPDW225-80

- Manufactured from corrosion resistant materials
- Fitted with a float switch
- Rated Power/Motor: 750W
- Power Supply: 230V / 50Hz
- Current: 13A
- Maximum Flow Rate: 13500L/hr / 225 L/min
- Maximum Head: 8m
- Maximum Depth: 7m
- Maximum Grain Size: 35mm
- Maximum Temperature: 40°C
- Cable Length: 10m
- Insulation Class: B
- Ingress Protection: IP68
- Outlet Diameter: 1" / 1 ¼" / 1 ½"
- Dimensions: 225 x 190 x 355mm
- Weight: 4.5kg

FLOAT SWITCH LENGTH
ADJUSTMENT CLIP

COMPATIBLE WITH 25MM HOSE
JEFLFLH05025-10



OUTLET / DISCHARGE
HOSE CONNECTION

SUITABLE FOR

Domestic pumping of:

- Rainwater
- Fresh water
- Mains water
- Chlorinated swimming pool water

Effective drainage of:

- Cellars
- Sinks
- Cisterns
- Baths
- General transfer of water



13
AMP

230V

PRICE EX. VAT

1100W SUBMERSIBLE WATER PUMP (230V)

JEFSUBPDW266-95

- Manufactured from corrosion resistant materials with stainless steel motor case
- Fitted with a float switch
- Rated Power/Motor: 1100W
- Power Supply: 230V / 50Hz
- Current: 13A
- Maximum Flow Rate: 15960L/hr / 266L/min
- Maximum Head: 9.5m
- Maximum Depth: 7m
- Maximum Grain Size: 35mm
- Maximum Temperature: 35°C
- Cable Length: 10m
- Insulation Class: B
- Ingress Protection: IP68
- Outlet Diameter: 1" / 1 ¼" / 1 ½"
- Dimensions: 225 x 190 x 355mm
- Weight: 6.12kg

FLOAT SWITCH LENGTH
ADJUSTMENT CLIP

FLOAT SWITCH

COMPATIBLE WITH 25MM HOSE
JEFLFLH05025-10



OUTLET / DISCHARGE
HOSE CONNECTION

SUITABLE FOR

Domestic pumping of:

- Rainwater
- Fresh water
- Mains water
- Chlorinated swimming pool water

Effective drainage of:

- Cellars
- Sinks
- Cisterns
- Baths
- General transfer of water



13
AMP

230V

PRICE EX. VAT

INDUSTRIAL 500W
SUBMERSIBLE WATER PUMP

- Rated Power/Motor: 500W
- Power Supply: 110V / 230V
- Current: 16A / 13A
- Maximum Flow Rate: 12600L/hr / 210L/min
- Maximum Head: 12m
- Maximum Depth: 5m
- Maximum Grain Size: 7mm
- Maximum Temperature: 40°C
- Cable Length: 10m
- Insulation Class: B
- Ingress Protection: IP68
- Outlet Diameter: 2"
- Dimensions: 239 x 194 x 356mm
- Weight: 12.8kg

2" OUTLET / DISCHARGE
HOSE CONNECTION

FLOAT SWITCH



16
AMP

110V



13
AMP

230V

INDUSTRIAL

PRODUCT	VOLTAGE	PRICE EX. VAT
JEFSUBPIDW210-12	110V	
JEFSUBPIDW210-12S	230V	

IMPROPER USE MAY RESULT IN DAMAGE OR PERSONAL INJURY AND WILL INVALIDATE THE WARRANTY PROVIDED WITH THESE APPLIANCES.
DO NOT MODIFY THIS EQUIPMENT FOR ANY OTHER USE.

The above appliances are not suitable for pumping explosive or flammable materials or sewage. Do not use this equipment to pump industrial residue or sea water.

These pumps are not designed for continuous running (e.g. permanent circulation in filters systems).

They should not be used to pump liquids containing abrasive materials (e.g. containing mixtures of dirt, sand, mud or clay).

INDUSTRIAL 450W SUBMERSIBLE WATER PUMP

- Ideal for pumping large or small areas of water found on flat surfaces, especially after flooding and liquid spills
- 1" outlet can be adjusted from top or side discharge to suit multiple applications
- 450W motor with thermal cutout
- Heavy-duty and durable build quality
- Manufactured from corrosion resistant materials with aluminium outer motor case
- Designed for pumping dirty water and residue
- Double-end mechanical seal
- Tough solid rubber base
- Rated Power/Motor: 450W
- Current: 16A



SUITABLE FOR

- Construction sites
- Aquatic environments

- Maximum Flow Rate: 5100L/hr / 85L/min
- Maximum Head: 10m
- Maximum Depth: 5m
- Maximum Grain Size: 6mm
- Maximum Temperature: 40°C
- Cable Length: 10m
- Insulation Class: B
- Ingress Protection: IP68
- Outlet Diameter: 1"
- Dimensions: 190 x 190 x 301mm
- Weight: 11.8kg

PRODUCT	VOLTAGE	PRICE EX. VAT
JEFSUBPIRE085-10	110V	
JEFSUBPIRE085-10S	230V	

INDUSTRIAL
**CAPABLE OF PUMPING
DOWN TO 2MM**

INDUSTRIAL 450W AUTOMATIC SUBMERSIBLE WATER PUMP (110V)

JEFSUBPIDW260-11

- Extremely robust & compact design
- 2" (50mm) outlet float switch for controlled pumping
- Designed to offer excellent durability during periods of continuous use
- Dual position outlet port (vertical & horizontal) to avoid kinking
- Rated Power/Motor: 450W
- Power Supply: 110V
- Current: 16A
- Maximum Flow Rate: 15600L/hr / 260L/min
- Maximum Head: 11m
- Maximum Depth: 5m
- Maximum Grain Size: 6mm
- Maximum Temperature: 40°C
- Cable Length: 10m
- Insulation Class: B
- Ingress Protection: IP68
- Dimensions: 181 x 181 x 295mm
- Weight: 11.6kg


**2" OUTLET / DISCHARGE
HOSE CONNECTION**
**FLOAT SWITCH LENGTH
ADJUSTMENT CLIP**

SUITABLE FOR

- Construction sites
- Aquatic environments

**SUITABLE FOR PUMPING CLEAN
AND DIRTY WATER TO LOW LEVELS**
**16
AMP**
110V
PRICE EX. VAT
INDUSTRIAL
**COMPATIBLE WITH 50MM HOSE
JEFLFLH05050-10**

LAYFLAT HOSE

- High capacity 10m water discharge hose
- Heavy duty, hard-wearing PVC hose reinforced with synthetic fibres
- 4bar working pressure
- **25mm hose compatible with:** JEFSUBPIRE085-10, JEFSUBPDW225-80, JEFSUBPDW266-95
- **50mm hose compatible with:** JEFSUBPISEW270-10, JEFSUBPIDW210-12, JEFSUBPIDW210-12S JEFSUBPIDW260-11, JEFWATPMP02
- Ideal for emptying ponds, pools, ditches and flooded areas



PRODUCT	LENGTH	PRICE EX. VAT
JEFLFLH05025-10	25mm x 10m	
JEFLFLH05050-10	50mm x 10m	

NEW!
**M2
REDUCED
SHANK
DRILL BITS**
PAGE 68


**IMPROPER USE MAY RESULT IN DAMAGE OR PERSONAL INJURY AND WILL INVALIDATE THE WARRANTY PROVIDED WITH THESE APPLIANCES.
DO NOT MODIFY THIS EQUIPMENT FOR ANY OTHER USE.**

The above appliances are not suitable for pumping explosive or flammable materials or sewage. Do not use this equipment to pump industrial residue or sea water.

These pumps are not designed for continuous running (e.g. permanent circulation in filters systems).

They should not be used to pump liquids containing abrasive materials (e.g. containing mixtures of dirt, sand, mud or clay).

INDUSTRIAL 1100W SUBMERSIBLE SEWAGE PUMP

- An industrial submersible pump with a high-speed vortex impeller, rotary cutter and float switch designed for processing and draining sewage
- Manufactured from corrosion resistant materials with aluminium motor case
- Designed for pumping sewage and dirty water with a maximum flow rate of 270L/min
- 2" discharge hose connector
- 10m maximum head
- Rated Power / Motor: 1100W

COMPATIBLE WITH 50MM HOSE
JEFLFH05050-10

INDUSTRIAL

2" OUTLET /
DISCHARGE HOSE
CONNECTION



CUTTER

- Maximum Flow Rate: 270L/min / 16200 L/hr
- Maximum Head: 10m
- Maximum Depth: 5m
- Maximum Viscosity: $7 \times 10^{-7} - 23 \times 10^{-6} \text{ m}^2/\text{s}$
- Maximum Density: $1.2 \times 103 \text{ kg/m}^3$
- Maximum Temperature: 40°C
- Cable Length: 10m
- Insulation Class: B
- Ingress Protection: IP68
- Outlet Diameter: 2"
- Dimensions: 245 x 200 x 477mm
- Weight: 23kg

16
AMP

110V



13
AMP

230V

PRODUCT	VOLTAGE	PRICE EX. VAT
JEFSUBPISEW270-10CP	230V	
JEFSUBPISEW270-10-110	110V	

INDUSTRIAL 1500W SUBMERSIBLE SEWAGE PUMP (230V)

JEFSUBPISEW500-23

- An industrial submersible pump with a high-speed vortex impeller, rotary cutter and float switch designed for processing and draining sewage
- Rated Power/Motor: 1500W
- Power Supply: 230V
- Current: 13A
- Maximum Flow Rate: 30000L/hr / 500L/min
- Maximum Head: 23m
- Maximum Depth: 5m
- Maximum Temperature: 40°C
- Cable Length: 8m
- Insulation Class: F

2" OUTLET /
DISCHARGE HOSE
CONNECTION



13
AMP

230V

PRICE EX.VAT

INDUSTRIAL

**IMPROPER USE MAY
RESULT IN DAMAGE
OR PERSONAL INJURY
AND WILL INVALIDATE
THE WARRANTY
PROVIDED WITH THESE
APPLIANCES.
DO NOT MODIFY THIS
EQUIPMENT FOR ANY
OTHER USE.** The above
appliances are not
suitable for pumping
explosive or flammable
materials. Do not use
this equipment to pump
industrial residue or sea
water. These pumps
are not designed for
continuous running (e.g.
permanent circulation in
filters systems).

LEVER OIL PUMP

JEFLULOPMP

- Cushioned vinyl handle
- Supplied with self adjusting suction tube
- Dispenses approximately 300cc per stroke
- Suitable for use with 50 to 205 litre drums
- The Jefferson self-priming lever oil pump is manufactured from die-cast aluminum to give a quality finish.
- Supplied with self-adjusting, telescopic suction tube and 2" bung nut.
- Full Length: 1300mm




FULL LENGTH 1300MM

PRICE EX.VAT

1" ROTARY PUMP

JEFLUROPUMP

- Heavy-duty rotary pump transfers non corrosive fluids of light to medium viscosity
- Seals are made of nitrile rubber
- Suitable for up to 55 gallon barrels (205 Litres)
- Comes complete with ERW pipe on suction and chrome plated on delivery side
- 2" bung nut fitted with suction tube
- Cast iron vanes precisely machined are fitted in pump housing for smoother delivery
- Full Length: 1300mm



FULL LENGTH 1300MM

PRICE EX.VAT

12" FLEXIBLE RUBBER HOSE

JEFLURHOSE12

- Length: 12" (300mm)
- Made from heavy duty flexible rubber
- Fits all standard grease guns for additional flexibility



PRICE EX.VAT

7 LITRE MANUAL FLUID EXTRACTOR

JEFLUEXTM07

- Made from ABS thermoplastic polymer material with aluminium inflator
- Suitable for the extraction of all types of engine, transmission and lubricating oils from cars, motorcycles, engines and industrial machinery
- Also suitable for low viscosity fluids such as water
- 7 Litre capacity
- 26mm Suction port



4, 6, 8 & 10MM SUCTION PROBES
(1M LONG) INCLUDED



PRICE EX.VAT

TUNDRA GREASE PUMP & TROLLEY KIT

KIT-TUNAGPG&TR

GREASE DRUM
NOT INCLUDED

TUNAGP5-060

TUNHNDTRL20A
(SEE PAGE 222)



PRICE EX.VAT

INDUSTRIAL

TUNDRA 12.5KG HIGH PRESSURE GREASE PUMP

TUNHPGP-125

- Provides portable, high pressure greasing, where power is not available or when an air operated grease pump cannot be afforded
- Pump has steel construction with aluminium cast head & solid steel pumping chamber
- Comes complete with lift handle, drum cover, rubber lining follower plate, 48" flexible grease hose fitted with professional four jaw coupler
- Ideal for clean greasing of machinery, equipment, trucks and cars
- Drum cover diameter: 287mm
- Pump Length Below Cover: 315mm
- Pail Capacity: 12.5kg



PRICE EX.VAT


INDUSTRIAL

TUNDRA 50:1 GREASE PUMP & GUN

TUNAGP50-60

- World class industrial high pressure grease pump with guaranteed performance and hassle free operation
- Dispenses grease at pressures up to 50 times the air inlet pressure
- Designed to work in tough conditions – they are ideal for use in industry, workshop, agricultural, construction or as part of a mobile grease system
- Working Pressure: 2-10bar / 30-50psi
- Max Air Pressure: 10bar (150psi)
- Max Outlet Pressure: 500bar (7500psi)
- Air Inlet Connection: 1/4" BSP Female
- Grease Output: 110kg/min
- For 50-60kg drums
- Supplied complete with drum cover, rubber lined follower plate, 84" high pressure grease hose, Z swivel and professional grease control valve

COMPATIBLE
WITH 12"
FLEXIBLE
RUBBER
HOSE



PRICE EX.VAT

INDUSTRIAL

TUNDRA UNIVERSAL GREASE NIPPLE COUPLER

TUNHPQLGC-18

- High pressure quick connect grease coupler
- Max Pressure: 8000psi
- 1/8" BSPT (Female) threads



PRICE EX.VAT

INDUSTRIAL

OIL CANS

- Available in 500cc & 1000cc
- Heavy-gauge tin-coated steel body with powder-coated finish
- Double steel ball valve pump mechanism for high pressure fluid delivery

8" (203MM)
FLEXIBLE SPOUT

6" (152MM)
FLEXIBLE SPOUT



PRODUCT	SIZE	PRICE EX. VAT
JEFLUOCAN500	500cc	
JEFLUOCAN1000	1000cc	

CONTINUOUS FLOW AIR GREASE GUN

JEFLUGGUN03

- Pistol-type, single shot gun suitable for agricultural, automotive and industrial applications
- Die cast head and body with chromed steel grease tube
- Continuously pumps grease while trigger is depressed with 3 way fill and air-bleed valve
- Accepts 400g grease cartridges, bulk or manual fill
- Includes rigid delivery tube and 4-jaw coupler
- Supplied with UK quick release air fitting
- Angled spout
- Operating pressure: 60-150psi
- Delivery pressure: 1200 - 5000psi
- Air inlet: 1/4" BSP
- Capacity: 400cm³



PROFESSIONAL

PRICE EX.VAT

PROFESSIONAL IRON HEAD GREASE GUN

JEFLUGGUN04

- Highly durable drop resistant cast iron pump head with robust and durable construction
- Fitted with a comfortable easy grip handle
- Accepts 400g grease cartridges
- Angled spout
- Delivery pressure: 6000psi
- Delivery per stroke: 0.7g
- Capacity: 400cm³




PROFESSIONAL

PRICE EX.VAT

MULTI-FUNCTIONAL GREASE GUN

JEFLUGGUN05

- Highly durable die-cast aluminium alloy pump head
- Fitted with a 2-way operating extendable handle:
 - Piston type - Ideal for use in confined spaces
 - Lever type - for when high pressure and volume is required
- Suitable for standard 400g cartridges
- Straight spout and 18" flexible hose
- Delivery pressure: 6000psi
- Delivery per stroke: 0.56g
- Capacity: 400cm³
- Weight: 1.85kg



ADJUSTABLE
TELESCOPIC
HANDLE

SUPPLIED
WITH FLEXIBLE
HOSE

INDUSTRIAL

PRICE EX.VAT

TUNDRA DOUBLE LEVER GREASE GUN

TUNDLGG-18

- Double lever grease gun, complete with 300mm flexible hose with 4 jaw coupler
- Robust zinc plated lever handle and ergonomic rubber grip for ease of use
- 1/8" BSPT threads



INDUSTRIAL

PRICE EX.VAT

GREASE GUN POWER DRILL ATTACHMENT

JEFUNIPCPGR

- Fully automatic, cycles continuous lubricating grease flow to the power tool during operation
- Heavy duty aluminium construction supporting high working pressures between 4000-8000psi
- Equipped with high pressure relief safety valve for user protection and durability
- Grease capacity: 14 oz. cartridge / bulk / dispenser
- Rated working pressure: 4000psi / 275bar / 27.5MPa
- Maximum pressure: 8000psi / 552bar / 55.2MPa
- Pressure relief valve: Yes (>8000psi / >552bar / >55.2MPa)
- Power tool coupling holder capacity: 1.5" - 3"



DISCOVER MORE



PRICE EX.VAT

120 PIECE STANDARD AUTO FUSE SET**JEFABXABF120**

- Colour coded for easy amperage identification
- Transparent for quick detection of blown fuses
- Made from PES with zinc alloy insert

Includes:

- 15x 3A
- 15x 5A
- 15x 7.5A
- 30x 10A
- 15x 15A
- 15x 20A
- 15x 30A

**PRICE EX.VAT****120 PIECE MINI AUTO FUSE SET****JEFABXMAF120**

- Colour coded for easy amperage identification
- Transparent for quick detection of blown fuses
- Made from PES with zinc alloy insert

Includes:

- 20x 5A
- 20x 10A
- 20x 15A
- 20x 20A
- 20x 25A
- 20x 30A

**PRICE EX.VAT****200 PIECE CRIMP TERMINAL SET****JEFABXCRT200****Includes:**

- 10x Red Push-On Male 6.3mm
- 20x Red Butt Connector Ø3.3mm
- 10x Red Female Socket Ø4mm
- 10x Red Fully Insulated Female 6.3mm
- 10x Red Bullet Ø4mm
- 10x Red Push-On Female 2.8mm
- 10x Blue Fully Insulated Female 6.3mm
- 10x Blue Push-On Male 6.3mm
- 10x Blue Push-On Female 6.3mm
- 15x Blue Butt Connector Ø4.5mm
- 10x Blue Female Socket Ø5mm
- 10x Blue Easy-Entry Ring Ø8.4mm
- 15x Blue Butt Connector Ø4.5mm
- 10x Blue Bullet Ø5mm
- 10x Yellow Butt Connector Ø5.5mm
- 10x Yellow Easy-Entry Ring Ø6.4mm
- 10x Yellow Easy Entry Ring Ø8.4mm

**PRICE EX.VAT****130 PIECE GREASE NIPPLE SET****JEFABXGRN130****Includes:**

- 22x Straight M6 x 1mm
- 10x 45° M6 x 1mm
- 10x Straight M8 x 1mm
- 10x 45° M8 x 1mm
- 10x Straight M10 x 1mm
- 10x 45° M10 x 1mm
- 10x Straight 1/4"UNF
- 10x 45° 1/4"UNF
- 10x Straight 1/4"BSP
- 8x 45° 1/4"BSP
- 10x Straight 1/8"BSP
- 10x 45° 1/8"BSP

**PRICE EX.VAT****95 PIECE MIXED COLOUR HEAT SHRINK TUBING SET****JEFABXHST095MC**

- Shrink Ratio: 2:1
- Length: 100mm

Includes:

- 30x Black Ø3mm
- 40x Blue Ø5mm
- 10x Red Ø7mm
- 10x White Ø10mm
- 5x Yellow Ø13mm

**PRICE EX.VAT****200 PIECE RIVET NUT SPLINED THREADED INSERT SET****JEFABXRN200M**

- Splined threaded insert

Includes:

- 60x M4 x 0.7
- 40x M5 x 0.8
- 60x M6 x 1
- 40x M8 x 1.25

**PRICE EX.VAT****200 PIECE METRIC SPRING SET****JEFABXSPR200M****Includes:**

- 112x Extension Springs
 - 12x 4.0 x 79.4mm
 - 8x 4.8 x 44.5mm
 - 10x 5.2 x 20.7mm
 - 10x 5.6 x 25.4mm
 - 10x 6.4 x 22.3mm
 - 10x 7.1 x 38.1mm
 - 12x 7.1 x 50.8mm
 - 8x 8.0 x 28.6mm
 - 10x 8.0 x 31.8mm
 - 10x 8.7 x 36.5mm
 - 12x 8.7 x 46.8mm
- 88x Compression Springs
 - 10x 5.6 x 17.5mm
 - 10x 5.6 x 38.1mm
 - 10x 6.4 x 10.3mm
 - 10x 7.1 x 12.7mm
 - 10x 7.1 x 19mm
 - 12x 7.9 x 44.5mm
 - 8x 9.1 x 35mm
 - 6x 9.5 x 15.9mm
 - 12x 9.5 x 19mm

**PRICE EX.VAT****95 PIECE BLACK HEAT SHRINK TUBING SET****JEFABXHST095BK**

- Shrink Ratio: 2:1
- Length: 100mm

Includes:

- 30x Ø3mm
- 40x Ø5mm
- 10x Ø7mm
- 10x Ø10mm
- 5x Ø13mm

**PRICE EX.VAT**

150 PIECE R CLIP SET**JEFABXRC150**

- Zinc plated spring steel
- Handy as a "quick-release" cotter pin substitute

Includes:

- 42x 2.4 x 30.2mm
- 25x 2.0 x 39.7mm
- 30x 2.0 x 33.4mm
- 25x 2.8mm x 41.3mm
- 20x 3.6 x 44.4mm
- 8x 4.0 x 74.6mm

**PRICE EX.VAT****555 PIECE SPLIT PIN SET****JEFABXSP555****Includes:**

- 150x 1.6 x 25mm
- 150x 2.4 x 25mm
- 100x 2.4 x 38mm
- 75x 3.2 x 32mm
- 50x 3.2 x 50mm
- 30x 4.0 x 64mm

**PRICE EX.VAT****50 PIECE IMPERIAL LINCH PIN SET****JEFABXLHP050**

- Spring loaded rings to ensure a secure hold when installed
- Low carbon steel construction
- Zinc plated

Includes:

- 18x 1/4" x 1 1/4"L
- 16x 3/16" x 1 7/16"L
- 6x 5/16" x 1 1/4"L
- 10x 7/16" x 1 3/4"L

**PRICE EX.VAT****250 PIECE ZINC PLATED IMPERIAL FLAT & SPRING WASHER SET****JEFABXFLSW250****Includes:**

- 98x Flat Washers
50x 3/16"
24x 1/4"
15x 5/16"
9x 3/8"
- 152x Spring Washers
90x 3/16"
32x 1/4"
18x 5/16"
12x 3/8"

**PRICE EX.VAT****150 PIECE METRIC COPPER WASHER SET****JEFABXCOW150M**

- 96% Copper
- 10 of each size

Includes**(inner Ø x outer Ø x thickness):**

- 5 x 10 x 1mm
- 6 x 10 x 1mm
- 7x 10 x 1mm
- 8 x 12 x 1mm
- 10 x 16 x 1mm
- 10.5 x 17 x 1.5mm
- 11 x 17 x 1.5mm
- 12 x 20 x 1.5mm
- 12.5 x 20 x 1.5mm
- 14 x 18 x 1mm
- 14 x 20 x 1.5mm
- 15 x 20 x 2mm
- 16 x 22 x 2mm
- 16.5 x 24 x 2mm
- 17.5 x 24 x 2mm

**PRICE EX.VAT****240 PIECE ZINC PLATED METRIC REPAIR WASHER SET****JEFABXPRW240****Includes:**

- 60x M5 x 20 x 1.5mm
- 10x M5 x 25 x 1.5mm
- 60x M6 x 20 x 1.5mm
- 35x M6 x 25 x 1.5mm
- 10x M6 x 30 x 1.5mm
- 35x M8 x 25 x 2mm
- 10x M8 x 40 x 2mm
- 10x M10 x 30 x 2mm
- 10x M10 x 40 x 2mm

**PRICE EX.VAT****90 PIECE METRIC DOWTY SEAL SET****JEFABXDOS090M**

- Phosphated steel, NBR rubber

Includes:

- 6x M6
- 6x M8
- 6x M10
- 12x M12
- 12x M14
- 12x M16
- 12x M18
- 12x M20
- 6x M22
- 6x M24

**PRICE EX.VAT****90 PIECE IMPERIAL DOWTY SEAL SET****JEFABXDOS090I**

- Phosphated steel, NBR rubber

Includes:

- 30x 1/8"
- 18x 1/4"
- 15x 3/8"
- 12x 1/2"
- 9x 5/8"
- 6x 3/4"

**PRICE EX.VAT**

419 PIECE METRIC O-RING SET**JEFABXORG419M**

- Compatible with petroleum-based fluids like engine oil and gasoline
- Resistant to low and high temperatures (-40°C ~ 120°C), air, water, petroleum products, mineral oil and hydraulic fluids, natural gases, kerosene, silicone, fluids, non-aromatic fuels & solvents
- Made from NBR

Includes (inner Ø x thickness):

- 20x 3.0 x 1.5mm
- 20x 4.4 x 2.0mm
- 18x 5.0 x 2.0mm
- 23x 7.0 x 1.5mm
- 23x 13.0 x 1.5mm
- 14x 10.0 x 2.5mm
- 13x 11.0 x 2.5mm
- 14x 13.0 x 2.5mm
- 13x 14.0 x 2.5mm
- 14x 16.0 x 2.5mm
- 14x 18.0 x 2.5mm
- 13x 19.0 x 2.5mm
- 14x 21.0 x 2.5mm
- 13x 22.0 x 2.5mm
- 10x 18.0 x 3.5mm
- 10x 20.0 x 3.5mm
- 10x 22.0 x 2.5mm
- 10x 23.5 x 3.5mm
- 10x 25.0 x 3.5mm
- 10x 26.5 x 3.5mm
- 10x 28.0 x 3.5mm
- 10x 30.0 x 3.5mm
- 10x 31.0 x 3.5mm
- 10x 33.0 x 3.5mm
- 10x 34.5 x 3.5mm
- 10x 36.0 x 3.5mm
- 10x 38.0 x 3.5mm
- 10x 41.0 x 3.5mm
- 10x 44.0 x 3.5mm
- 10x 47.0 x 3.5mm
- 10x 50.0 x 3.5mm



PRICE EX.VAT

407 PIECE IMPERIAL O-RING SET**JEFABXORG407I**

- Compatible with petroleum-based fluids like engine oil and gasoline
- Resistant to low and high temperatures (-40°C ~ 120°C), air, water, petroleum products, mineral oil and hydraulic fluids, natural gases, kerosene, silicone, fluids, non-aromatic fuels & solvents
- Made from NBR

Includes (inner Ø x thickness):

- 20x 1/8" x 1/16"
- 20x 3/16" x 1/16"
- 20x 1/4" x 1/16"
- 20x 5/16" x 1/16"
- 20x 3/8" x 1/16"
- 20x 1/2" x 1/16"
- 13x 3/8" x 3/32"
- 13x 7/16" x 3/32"
- 13x 1/2" x 3/32"
- 13x 9/16" x 3/32"
- 13x 5/8" x 3/32"
- 13x 11/16" x 3/32"
- 13x 3/4" x 3/32"
- 13x 13/16" x 3/32"
- 13x 7/8" x 3/32"
- 10x 3/4" x 1/8"
- 10x 13/16" x 1/8"
- 10x 2" x 1/8"
- 10x 7/8" x 1/8"
- 10x 15/16" x 1/8"
- 10x 1" x 1/8"
- 10x 1 1/16" x 1/8"
- 10x 1 1/8" x 1/8"
- 10x 1 1/4" x 1/8"
- 10x 1 3/8" x 1/8"
- 10x 1 1/2" x 1/8"
- 10x 1 5/8" x 1/8"
- 10x 1 3/4" x 1/8"
- 10x 1 7/8" x 1/8"



PRICE EX.VAT

180 PIECE VITON O-RING SET**JEFABXVIO180**

- Includes:
- 120x 1.78mm thick
- 10x Ø2.57mm
- 15x Ø2.90mm
- 15x Ø3.69mm
- 15x Ø4.47mm
- 15x Ø5.25mm
- 15x Ø6.07mm
- 15x Ø7.65mm
- 10x Ø9.25mm
- 10x Ø15.6mm
- 50x 2.62mm thick
- 10x Ø9.19mm
- 10x Ø10.77mm
- 10x Ø12.37mm
- 5x Ø13.95mm
- 5x Ø15.54mm
- 5x Ø17.12mm
- 5x Ø18.72mm
- 10x 3.53mm thick
- 5x Ø18.64mm
- 5x Ø20.22mm



PRICE EX.VAT

200 PIECE INTERNAL & EXTERNAL METRIC CIRCLIP SET**JEFABXCIR200M****Includes:**

- 100x Internal Circlips
- 20x 11mm
- 15x 13mm
- 15x 16mm
- 10x 19mm
- 10x 21mm
- 10x 22mm
- 5x 25mm
- 5x 30mm
- 5x 35mm
- 5x 38mm
- 100x External Clips
- 20x 11mm
- 15x 13mm
- 15x 16mm
- 10x 19mm
- 10x 21mm
- 10x 22mm
- 5x 25mm
- 5x 30mm
- 5x 35mm
- 5x 38mm



PRICE EX.VAT

120 PIECE METRIC ROLL PIN SET**JEFABXROP120M****Includes:**

- 4x 1.5 x 5mm
- 4x 1.5 x 8mm
- 4x 1.5 x 20mm
- 4x 2.0 x 6mm
- 4x 2.0 x 12mm
- 4x 2.0 x 25mm
- 4x 2.5 x 16mm
- 4x 2.5 x 25mm
- 4x 2.5 x 30mm
- 5x 3.0 x 16mm
- 5x 3.0 x 25mm
- 5x 3.0 x 30mm
- 4x 4.0 x 16mm
- 4x 4.0 x 25mm
- 4x 4.0 x 40mm
- 5x 5.0 x 16mm
- 5x 5.0 x 25mm
- 5x 5.0 x 30mm
- 4x 5.5 x 16mm
- 4x 5.5 x 30mm
- 4x 5.5 x 45mm
- 4x 6.0 x 16mm
- 4x 6.0 x 30mm
- 4x 6.0 x 45mm
- 4x 8.0 x 20mm
- 4x 8.0 x 40mm
- 4x 8.0 x 50mm
- 2x 10.0 x 20mm
- 2x 10.0 x 40mm
- 2x 10.0 x 50mm



PRICE EX.VAT

120 PIECE IMPERIAL ROLL PIN SET**JEFABXROP120I****Includes:**

- 4x 1/16" x 3/16"
- 4x 1/16" x 5/16"
- 4x 1/16" x 3/4"
- 4x 5/64" x 1/4"
- 4x 5/64" x 1/2"
- 4x 5/64" x 1"
- 4x 3/32" x 5/8"
- 4x 3/32" x 1"
- 4x 3/32" x 1 1/4"
- 5x 1/8" x 5/8"
- 5x 1/8" x 1"
- 5x 1/8" x 1 1/4"
- 4x 5/32" x 5/8"
- 4x 5/32" x 1"
- 4x 5/32" x 1 1/2"
- 5x 3/16" x 5/8"
- 5x 3/16" x 1"
- 5x 3/16" x 1 1/4"
- 4x 7/32" x 5/8"
- 4x 7/32" x 1 1/4"
- 4x 7/32" x 1 3/4"
- 4x 1/4" x 5/8"
- 4x 1/4" x 1 1/4"
- 4x 1/4" x 1 3/4"
- 4x 5/16" x 3/4"
- 4x 5/16" x 1 1/2"
- 4x 5/16" x 2"
- 2x 3/8" x 3/4"
- 2x 3/8" x 1 1/2"
- 2x 3/8" x 2"



PRICE EX.VAT

NEW! HOSE CLIPS



PAGE 20

FLEXITUBS

42 LITRE FLEXITUB
HANDLES TESTED 150KG



- Available in 26 Litre or 42 Litre
- Frost proof
- Strong handles for easy carrying
- Ideal for gardens, homes, stables, construction sites and a huge range of alternative applications

PRODUCT	COLOUR	PRICE EX. VAT
26 LITRE		
JEFFLXTUB26-B	Black	
JEFFLXTUB26-Y	Yellow	
JEFFLXTUB26-G	Green	
42 LITRE		
JEFFLXTUB42-B	Black	
JEFFLXTUB42-Y	Yellow	
JEFFLXTUB42-G	Green	

MADE IN U.K.

15 LITRE TUFF-BULL BUCKETS

- Heavy duty design
- Weather resistant
- High rubber content that allows the material to bend and flex
- Comfort grip handle
- Ideal for mixing, pouring liquid, transporting waste and rubbish
- Internal fill markings for accurate measurements of liquids and powders



PRODUCT	COLOUR	PRICE EX. VAT
JEFBTY15L	Yellow	
JEFBTB15L	Black	

MADE IN U.K.



5 GALLON WHITE PLASTERERS BUCKET

JEFBTP5LG

- Heavy duty bucket which can be used for mixing plaster
- Strong wire handle with plastic grip



PRICE EX. VAT

MADE IN U.K.



750ML LINE MARKER PAINT

BRAND NEW LOOK!

- Ideal for painting in carparks, warehouses, engineering and construction environments
- Suitable for both interior and exterior applications
- Suitable for hand application as a spot marker or in conjunction with a line marking applicator
- In suitable conditions this paint dries within approx. 30mins and cures within 24 hours
- Suitable for use on asphalt (tarmac), concrete, gravel and grass
- Available in a range of colours to denote a variety of signals
- Cap colour indicates paint type



PRODUCT	USAGE	PRICE EX. VAT
JEFMLINE-O	Orange: Hazard / Caution	
JEFMLINE-B	Blue: Mandatory	
JEFMLINE-R	Red: Prohibition / Danger	
JEFMLINE-Y	Yellow: Hazard / Caution	
JEFMLINE-G	Green: Safe Condition / Direction	
JEFMLINE-W	White: General Marking	

500ML SPRAY PAINT

Jefferson Spray Paints are for interior and exterior use. With enhanced covering power and excellent adhesion and durability, this paint delivers a perfect finish on wood, metal, ceramic, plastic and other surfaces. Touch dry within 20-30 minutes of application in suitable environments.



1

2

3

PRODUCT	DESCRIPTION	PRICE EX. VAT
1 JEFSPR10-MB	Matte Black	
2 JEFSPR11-GB	Gloss Black	
3 JEFSPR12-PG	Grey Primer	

500ML AEROSOL RANGE

LUBRICANT ★ PAINT ★ CLEANER ★ GREASE

PENETRATING OIL WITH PTFE & SMART STRAW

JEFSPR09

- Blend of solvent, which assists in penetrating even the most inaccessible areas to free threads on nuts, bolts, fittings and components
- Ideal for use as a dismantling fluid as it contains special extreme-pressure lubricants that enable components to be stripped and reassembled without wear, thread distortion or seize up
- Contains a moisture displacing additive which is designed to repel water, moisture or damp, making it ideal to protect vehicle electrical systems and outside electrical components on plant, equipment and buildings
- Ideal for use as a general-purpose maintenance spray for moving parts e.g. hinges, locks, chains, tools & equipment

FOLDING
PRECISION
STRAW

PRICE EX.VAT

MULTI-PURPOSE LUBRICANT WITH PTFE & SMART STRAW

JEFSPR15

- Blend of solvents and oils, which assists in penetrating even the most inaccessible areas to free threads on nuts, bolts, fittings and components
- Ideal for use as a general-purpose maintenance spray for moving parts such as hinges, locks, chains, tools and equipment
- The addition of PTFE helps surfaces to slide against each other when required


FOLDING
PRECISION
STRAW

PRICE EX.VAT

CHAIN LUBRICANT

JEFSPR05

- Specially formulated lubricant that can be used in a wide variety of applications
- Lubricates and penetrates chains, ropes, cables, linkages, hinges and catches
- Can be used on both metal and plastic applications, and has anti-fling properties
- Reduces wear and tear and increases the lifespan of these components



MINIJET STRAW

PRICE EX.VAT

SILICONE SPRAY

JEFSPR10

- Non-toxic, multi-purpose aerosol for both lubrication of machinery, parts and prevention of seizing machinery
- Safe for use on rubber, wood, metal and some plastics



WIDE SPRAY

PRICE EX.VAT

CUTTING & TAPPING LUBRICANT

JEFSPR13

- Medium viscosity cutting fluid
- Designed to help reduce wear and tear and prolong the life of tools whilst improving surface finish
- Specially designed formulation helps eliminate heat build up and lowers the amount of swarf created




REMOVABLE PRECISION STRAW

PRICE EX.VAT

ZINC GALVANISING SPRAY

JEFSPR14

- Fast-drying metallic zinc coating that can be used as both primer and top coat
- Can be used to touch up welded areas to give a long-term anti-corrosive covering
- Can be applied to a variety of surfaces and works best on metals



WIDE FAN
SPRAY


PRICE EX.VAT

SOLVENT CLEANER**JEFSR06**

- High-performance, fast-drying cleaner that is designed to remove grease, dirt and moisture to improve performance
- Safe to use on automotive parts and electronics

**NARROW
FAN SPRAY****PRICE EX.VAT****BRAKE CLEANER SPRAY****JEFSR07**

- Designed to loosen dirt from all associated parts of brake mechanisms and rotors
- High performance solvent cleaner and degreaser that flushes components clean
- Removes oil, brake fluid, grease and other dirt from metal parts
- Helps to restore the friction of brake material, whilst leaving no residue

**MINIJET STRAW****PRICE EX.VAT****ALUMINIUM & COPPER ANTI SEIZE GREASE****JEFSR08**


- Heavy duty anti-seize spray aerosol that can withstand high temperature and pressure
- It has penetrating properties making it ideal for use on cable, linkages, hinges in addition to threaded components
- Features an all angle valve to allow use in a range of places

**WIDE SPRAY****PRICE EX.VAT****WHITE GREASE WITH PTFE****JEFSR11**

- White, adhering spray grease in a spray can, based on lubricating greases
- Water-repellent and wear lagging, free from silicone and acid
- Extends the service life of the lubricant parts, even when exposed to higher pressure, impact to strain and vibratory stresses
- Excellent lubricating and corrosion protection characteristics
- When used for hollow bodies or roll bearings the space must only be filled up to one third

**REMOVABLE
PRECISION STRAW****PRICE EX.VAT****COPPER GREASE****JEFSR12**

- Blend of heat stable, long lasting anti-seize lubricant which protects against pitting, distortion and seizure at temperatures in excess of 316°C (600°F)
- Provides the protection needed when working with copper piping and other copper based materials

**WIDE SPRAY****PRICE EX.VAT****MULTI-PURPOSE LUBRICANT AEROSOL 500ML****JEFSR01A****PRICE EX.VAT****CUTTING & TAPPING FLUID 500ML****JEFSR03****PRICE EX.VAT****1 LITRE WATER BASED ANTI SPATTER****JEFASPWAT01L**

- Ready to use water-based weld spatter release, suitable for spatter protection in all welding applications
- Emits no harmful fumes, is non-flammable, biodegradable and offers short term protection against corrosion
- Contains no silicones thereby eliminating preparation work for painting

**USE WITH ANY
JEFFERSON
& TUNDRA MIG
WELDERS**Find them in **WELDING...**
FROM PAGE 38**PRICE EX.VAT**

1 LITRE 10W30 MULTIPURPOSE ENGINE OIL

JEFOIL10W30-1L

Suitable for normally aspirated and turbo charged, highly stressed petrol and diesel engines in cars and heavy commercials, vans, plant, buses and industrial equipment. It is miscible with all synthetic and mineral based engine oils.



PRICE EX.VAT

GECKO GK1 HEAVY DUTY HAND WIPES (PACK OF 100)

JEFWHIP100

- Heavy-duty hand & surface wipe 20 x 20cm
- Specially designed for use in construction, facilities management, local authority, engineering, automotive & farming sectors
- Manufactured from a thick heavy duty blue material that is textured on one side & soft on the other side
- With a dermatologically tested anti-bacterial formula that easily removes grease and grime from hands & surfaces
- Manufactured in the UK & Certified to: BS EN14476, EN1650, EN1276, EN13697, EN13727 ISO9001 & ISO14001



PRICE EX.VAT



1 LITRE HT68 COMPRESSOR OIL

JEFOILHT68-1L

Specialist compressor oil which is also suitable for use in rotary screw, vane, vacuum pumps and reciprocating compressors.

- Prolonged service life due to good oxidation resistance, excellent anti-wear and anti-corrosion properties
- Low foaming tendency
- Good demulsibility



PRICE EX.VAT

GECKO GK1 HEAVY DUTY HAND CLEANSER

- Designed to effectively remove oil, grease and ground-in soils and substances from skin
- Contains no harsh solvents
- Manufactured from natural extracts and ingredients, making it gentle on skin
- Contains polychips to enhance cleansing action and lanolin to help prevent chapped and dry hands
- Ideal for automotive, engineering, agricultural and domestic use



PRODUCT	SIZE	PRICE EX. VAT
JEFHCLN0.5	500ml	
JEFHCLN03	3 Litre	



CABLE TIES

- Manufactured from Nylon 66 material, allowing for increased heat resistance, excellent abrasion resistance and outstanding dimensional stability, meaning higher tensile strength
- All black cable ties within the range are UV resistant
- Supplied in retail packs of 100
- Ideal for domestic and industrial usage



AVAILABLE IN BLACK OR NATURAL

MANUFACTURED FROM
NYLON 66
(NON-RECYCLED)



PRODUCT	DESCRIPTION	PRICE EX. VAT
JEFCT0100-2.5B	2.5mm x 100mm Black (Pack of 100)	
JEFCT0140-3.6B	3.6mm x 140mm Black (Pack of 100)	
JEFCT0160-4.8B	4.8mm x 160mm Black (Pack of 100)	
JEFCT0200-3.6B	3.6mm x 200mm Black (Pack of 100)	
JEFCT0200-4.8B	4.8mm x 200mm Black (Pack of 100)	
JEFCT0200-7.6B	7.6mm x 200mm Black (Pack of 100)	
JEFCT0300-4.8B	4.8mm x 300mm Black (Pack of 100)	
JEFCT0300-7.6B	7.6mm x 300mm Black (Pack of 100)	
JEFCT0370-4.8B	4.8mm x 370mm Black (Pack of 100)	
JEFCT0370-7.6B	7.6mm x 370mm Black (Pack of 100)	
JEFCT0450-4.8B	4.8mm x 450mm Black (Pack of 100)	
JEFCT0450-7.6B	7.6mm x 450mm Black (Pack of 100)	
JEFCT0450-9.0B	9.0mm x 450mm Black (Pack of 100)	
JEFCT0750-9.0B	9.0mm x 750mm Black (Pack of 100)	
JEFCT1220-9.0B	9.0mm x 1220mm Black (Pack of 100)	

PRODUCT	DESCRIPTION	PRICE EX. VAT
JEFCT0140-3.6W	3.6mm x 140mm Natural (Pack of 100)	
JEFCT0200-7.6W	7.6mm x 200mm Natural (Pack of 100)	
JEFCT1220-9.0W	9.0mm x 1220mm Natural (Pack of 100)	

SYMBOL GLOSSARY

kW Kilowatt Rating	AMP Amperage Rating	TONNE Max. Lifting Capacity	MAX Max. Load Capacity	kVA Kilovolt Amperes Rating	W Wattage Rating
H Max. Charge Time	H Max. Runtime	DRIVE Drive Capacity	110V 110 Volt Input Power	230V 230 Volt Input Power	415V 415 Volt Input Power
13A Fitted with 13A plug	IMPERIAL Imperial Measure	METRIC Metric Measure	CR-V Manufactured from Chrome Vanadium	Cr-Mo chromoly Manufactured from Chrome Molybdenum	
BMC Supplied in a Blow Moulded Case	METAL Supplied in a Metal Case	WATER-BASED PAINT Suitable for Water-Based Paint	STOP Automatic Total Stop System	30,000V INSULATION 30,000V Insulation	RECHARGEABLE BATTERY Rechargeable Battery
SLOTTED Slotted	HEX Hex	SPLINE Spline	TRX-STAR / TORX TRX-Star / Torx	PHILLIPS Phillips	POZI Pozi
UV Coated with UV-Ray Resistant Paint	IMPACT RESISTANCE Impact Resistance	ELECTRIC START MOTOR Electric Start Motor	AUTOMATIC VOLTAGE REGULATOR Automatic Voltage Regulator	ROLLER BEARING FUNCTION FOR EASY OPEN/CLOSE Roller Bearing Function for Easy Open/Close	LOCKABLE DRAWERS Lockable Drawers
ON/OFF HAND MOTION SENSOR On/Off Hand Motion Sensor	INGRESS PROTECTION RATING Ingress Protection Rating	IPX4 Protected from water splashes from any direction	IP44 Protected against solid objects bigger than 1mm and water sprays from any direction	COMPRESSION CONNECTION Compression connection	
IP54 Protected from limited dust ingress and water spray from any direction	IP64 Protected from total dust ingress and water spray from any direction	IP65 Protected from total dust ingress and low pressure water jets from any direction	MAGNETISED BASE/HANGER Magnetised Base/Hanger	HIGH VIS High Visibility	CUT 5 Cut Level 5 Protection
LATEX Includes Latex	IE3 Premium Motor Efficiency	IE4 Super Premium Motor Efficiency	CLASS II INSULATION Class II Insulation	KEVLAR STITCHING Kevlar Stitching	3 Three Phase
HEAVY DUTY PRODUCTS Heavy Duty Products deemed suitable for use on-site which have been designed to withstand the stresses of demanding use		LIGHT TRADE PRODUCTS Light Trade products suitable for less industrial applications while ensuring excellent value for money	NYLON COATED Nylon Coating Reduces the Wear on the Blade		
DIRECT DRIVE Direct Drive Motor	BELT DRIVE Belt Drive Motor	V-PUMP "V" Twin Pump Assembly	LOW PROFILE Low Profile	300 SECOND BOOST 300 Second Boost enables a fast charge	
POWERED BY MACGEN MacGen Engine	POWERED BY LONCIN Loncin Engine	LIFT TIG FUNCTION Lift TIG Function	MULTI PURPOSE Multi-Purpose	LI-ION BATTERY Rechargeable Lithium Ion Battery	
TRUE COLOUR True Colour HD Lens	3x fast RETRACTING 3x Fast Retracting Tape	MADE IN EUROPE Made In Europe	CLASS II Allows for a potential error of $\pm 2.3\text{mm}$ over a 10m length	100% COPPER GUARANTEED 100% Copper Wire Guaranteed	
100% DUTY CYCLE 100% Duty Cycle Application	DUAL VOLTAGE 110 & 230 Volt Input Power	Stage V emissions standard Stage V Emissions Standard	SILICONE FREE PRODUCT Silicone Free Product	FLAMMABLE GAS Flammable Gas	
EPISTAR LED TECHNOLOGY High-Brightness LEDs		COB LED Chip On Board LEDs	SMD LED Surface Mounted Diode LEDs		
CREE LEDs Superior Materials And Performance					

WARRANTY



Jefferson offers a minimum one year warranty, with the compressor range covered for two years. Lifetime warranty badges can be found on some Jefferson hand tools and may apply to non-moving parts only. The Tundra three year warranty covers the machine only of the plasma cutter. Visit jeffersonertools.com/warranty-repairs to find out more about Jefferson Warranty and to complete a Warranty Registration Form for your brand new products.



PCL MK4 tyre inflators have now extended warranty from 12 months to two years.



To make choosing the right product a little easier, we have added the **Bestseller** icon to the most popular products within our exceptional range of tools & equipment



Look out for the New Product badge for all the new arrivals in this seasons' catalogue



The "Professional" badge represents products which have been tested in controlled environments to prove their durability under professional environmental and physical demands



The "Industrial" badge represents products which have been tested in rugged environments, proving their durability under extreme environmental and physical demands



Jefferson®

PROFESSIONAL TOOLS & EQUIPMENT



www.jeffersontools.com

AIR TOOLS ★ WELDING ★ POWER TOOLS ★ HEATING & COOLING ★ PRESSURE WASHING ★ ACCESS EQUIPMENT ★ AUTOMOTIVE & WORKSHOP ★ LIGHT & POWER
HAND TOOLS ★ STORAGE, LIFTING & TRANSPORT ★ PERSONAL PROTECTION EQUIPMENT ★ ABRASIVES ★ FLUID & GREASE HANDLING ★ GENERAL SUPPLIES

Jefferson®
PROFESSIONAL TOOLS & EQUIPMENT



SCAN HERE TO
VISIT US ONLINE

CALL US:

OUR OFFICE IS OPEN:

Monday - Thursday 8.30am - 5.00pm
Friday 8.30am - 4.00pm

The information in this catalogue is to the best of our knowledge true and accurate, but all recommendations or suggestions are made without guarantee. All Jefferson® pricing is subject to change due to potential changing market conditions. Since the conditions of use are beyond their control, Jefferson® Tools disclaim any liability for loss or damage suffered from the use of this data or suggestions. Furthermore no liability is accepted if use of any product in accordance with this data or suggestions infringes any patent. Jefferson® Tools reserve the right to change product specification without further notification. All images are for illustration purposes only and remain copyright Jefferson® Tools.